



Wed, February 3, 2016

Vietnam Daily Review

VN-Index to continue shaking (2)

BSC's Forecast on the stock market

	Negative	Neutral	Positive
Day 4/2/2016		•	
Week 1/2-5/2/2016			•
Month 2/2016	•		

Summary

Down in most of the time of the day, the indices rebounded in late trading. However, HNX-Index still not strong enough to keep the green color at the end. Oil and gas stocks rebounded strongly that market improved considerably sentiment.

Foreigners turned to short position in the 3 floors today.

Recommendation

The market will continue to shake. Yet, the recovery of oil and gas stocks today might fail to produce positive effects in a few sessions, it at least boosted the bottom fishing bought.

Investors should buy basic stocks in the market decline, and not to rush to sell in the rally.

BSC RESEARCH

Head of Research

Tran Thang Long
longtt@bsc.com.vn

Macro & Market Team

Bui Nguyen Khoa
khoabn@bsc.com.vn

Vu Thanh Phong
phongvt@bsc.com.vn

Do Nam Tung
tungdn@bsc.com.vn

Nguyen Quoc Truong
truongnq@bsc.com.vn

VN-INDEX **539.07**
Value: 1052.12 bil **2.62 (0.49%)**
Foreigners (net): -VND 76.56 bil

HNX-INDEX **75.8**
Value: 240.32 bil **-0.06 (-0.08%)**
Foreigners (net): -VND 1.58 bil

UPCOM-INDEX **47.41**
Value 26.41 bil **0.03 (0.06%)**
Foreigners (net): -VND 0.00243 bil

Macro indicators

	Value	% Chg
Crude oil	30.5	2.1%
Gold	1,127	-0.2%
USDVND	22,275	-0.1%
EURVND	24,312	-0.1%
JPYVND	18,601	0.1%
1-month Interbank ra	5.4%	-
5yr VN Treasury Yiel	6.7%	-

Source: Bloomberg, BSC Research

Content

Market highlights	2
Stock recommendations	3
Market statistics	4

This report must be read with the Disclosure, located at the end of this report.

Nguyen Quoc Truong

Research Analyst

truongnq@bsc.com.vn

Market highlights

Vietnam market declined in most time of today session and recovered at the end due to the strong appreciation of GAS.

Foreigner has been net sellers for 10 consecutive session on both exchanges.

Market breadth was relatively balanced with 200 advancers / 182 decliners on both exchanges.

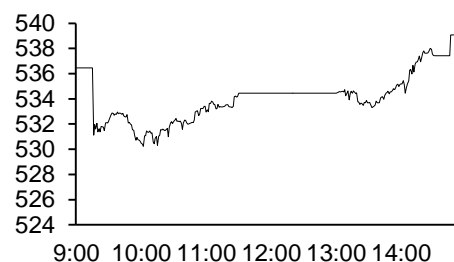
Recommendations

We believe that the market will continue to shake and fluctuate within a narrow range tomorrow, and several blue-chips will continually support the market. VN-Index and HNX-Index are still accumulating as our expectation, and bottom fishing activities can keep the market balanced. A divergence will continuously occur as some fundamental shares being bought by foreigners will likely to outperform the market.

Investors should continually buy stocks in the down sessions, do not rush to sell off and not need to chase high price in the rally.

Exhibit 1

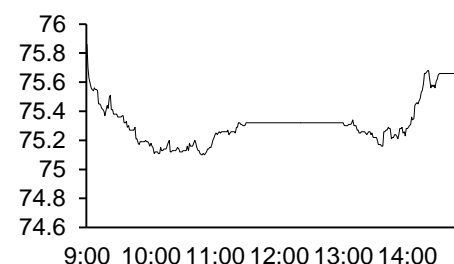
VN-Index Intraday



Source: Bloomberg, BSC Research

Exhibit 2

HNX-Index Intraday



Source: Bloomberg, BSC Research

Exhibit 3

Top 5 volume leaders

Ticker	Volume	Price	% Chg
HAG	7.44	7.6	-5
FLC	6.14	6.3	0
HQC	5.03	5.4	0
OGC	2.82	3.2	-3.03
VHG	2.32	4.8	2.13

Source: Bloomberg, BSC Research

Exhibit 4

Foreign transaction

Top buy	Value	Top sell	Value
DPM	10.6	VIC	31.8
BHS	9	HPG	21.6
GAS	6.1	VCB	18.4
NT2	3.4	TMT	8.4
PLC	2.8	LDP	2.8

Source: BSC Research

Stock recommendations

Short-term portfolio

Closed all positions

CANSLIM portfolio

No.	Ticker	Date	Buy price	Current price	1w performance	Unrealized gain/ loss	Cutlosses	Target
1	MBB	27/4/2015	13.8	14.3	2.1%	3.6%	12.7	16.5
2	VIC	7/7/2014	37.96	47	10.8%	23.8%	34.2	57.3
3	CMG	19/10/2015	14.7	14.1	0.0%	-4.1%	13.4	17.5
4	SJS	13/11/2015	22.1	22.2	1.8%	0.5%	57.3	74.8
5	VSC	13/11/2015	74.5	65	-14.5%	-12.8%	68.5	89.4
6	APC	18/12/2015	18	16.9	-6.1%	-6.1%	26.1	34.1
Average					-1.0%	0.8%		

Source: BSC Research

Market statistics

Top 5 leaders on the HSX

Ticker	Price	% Chg	Index pt	Volume
GAS	38.2	6.11	2.108	869550
VNM	121	1.68	1.214	269870
MSN	72	2.13	0.566	98450
BID	16.4	1.23	0.346	718690
DHG	73	3.55	0.11	85390

Top 5 laggards on the HSX

Ticker	Price	% Chg	Index pt	Volume
VCB	39.6	-1.98	-1.078	802180
HNG	12.5	-6.72	-0.322	8430
CTG	17	-0.58	-0.188	182840
BVH	49.3	-1	-0.172	177620
HAG	7.6	-5	-0.16	7.44MLN

Top 5 gainers on the HSX

Ticker	Price	% Chg	Index pt	Volume
HAX	15.3	6.99	0.006	10940
TNC	9.2	6.98	0.006	60
TRA	85	6.92	0.069	30
ICF	3.1	6.9	0.001	7410
VMD	34.2	6.88	0.009	162480

Top 5 losers on the HSX

Ticker	Price	% Chg	Index pt	Volume
VNH	0.8	-11.11	0	11760
GTT	0.9	-10	-0.002	27360
COM	47.5	-6.86	-0.025	600
VTB	12.4	-6.77	-0.005	2260
HNG	12.5	-6.72	-0.322	8430

Source: Bloomberg, BSC Research

Top 5 leaders on HNX

Ticker	Price	% Chg	Index pt	Volume
VCG	10.3	3	0.074	231600
VNR	20.8	4	0.059	50200
PTI	21.6	4.85	0.045	10300
HUT	10.7	2.88	0.022	155100
CHP	19.7	1.55	0.021	8600

Top 5 laggards on the HNX

Ticker	Price	% Chg	Index pt	Volume
OCH	6.6	-9.59	-0.078	3400
PVS	13.9	-2.11	-0.075	1.44MLN
SHB	6.4	-1.54	-0.05	829000
VCS	66.2	-1.19	-0.024	56700
VNC	28.3	-8.71	-0.016	1000

Top 5 gainers on the HNX

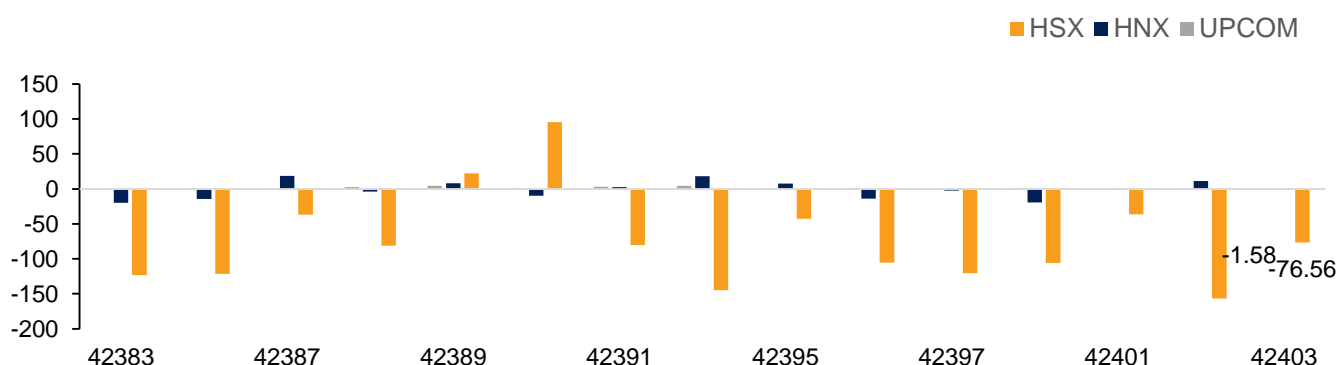
Ticker	Price	% Chg	Index pt	Volume
QHD	51.9	9.96	0.011	500
SGH	18.8	9.94	0.003	100
PDC	5.6	9.8	0.004	57000
MKV	12.6	9.57	0.002	100
ACM	4.7	9.3	0.011	659900

Top 5 losers on the HNX

Ticker	Price	% Chg	Index pt	Volume
HDO	2.7	-10	-0.003	322600
ONE	9.1	-9.9	-0.003	31100
DID	4.6	-9.8	-0.002	10100
NHA	9.3	-9.71	-0.005	100
KMT	5.8	-9.38	-0.004	500

Exhibit 3

Foreign transaction



Source: HSX, HNX, BSC Research

Disclosure

The information, statements, forecasts and projections contained herein, including any expression of opinion, are based upon sources believed to be reliable but their accuracy completeness or correctness are not guaranteed. Expressions of opinion herein were arrived at after due and careful consideration and they were based upon the best information then known to us, and in our opinion are fair and reasonable in the circumstances prevailing at the time. Expressions of opinion contained herein are subject to change without notice. This document is not, and should not be construed as, an offer or the solicitation of an offer to buy or sell any securities. BSC and other companies in the BSC and/or their officers, directors and employees may have positions and may affect transactions in securities of companies mentioned herein and may also perform or seek to perform investment banking services for these companies. This document is for private circulation only and is not for publication in the press or elsewhere. BSC accepts no liability whatsoever for any direct or consequential loss arising from any use of this or its content. The use of any information, statements forecasts and projections contained herein shall be at the sole discretion and risk of the user. No part of this material may be (i) copied, photocopied or duplicated in any form by any mean or (ii) redistributed without the prior written consent of BIDV Securities Company (BSC).

BSC Headquarters

BIDV Tower, 10th & 11th Floor
35 Hang Voi, Hoan Kiem, Hanoi
Tel: +84 4 3935 2722
Fax: +84 4 2220 0669

Ho Chi Minh City Office

146 Nguyen Cong Tru St, 9th Floor
District 1, HCMC
Tel: +84 8 3821 8885
Fax: +84 8 3821 8510

<http://www.bsc.com.vn>

Bloomberg: BSCV <GO>

