



Fri, February 26, 2016

## Vietnam Daily Review

Week ahead: The bull could prolong

BSC's Forecast on the stock market

	Negative	Neutral	Positive
Day 29/2/2016			•
Week 29/2-4/3/2016			•
Month 2/2016			•

### Summary

The indices rose slightly on Friday. Bottom-fishing activities were the main factor supporting the market sentiment at the moment. The market breadth was fairly positive, particularly due to the number of advances in the building materials and minerals stocks. Foreigners balanced their transactions on the whole stock market.

### Recommendation

(1) The current market movement is relatively positive and (1) Demand at low prices relatively conspicuous. Therefore, we expect a quite bright outlook for the stock market in the coming weeks. The index is likely to continue rising.

Risk-seeking investors should continue to buy stocks at the technical correction and quickly take profit in order to recover in other decelerations.

## BSC RESEARCH

### Head of Research

**Tran Thang Long**  
longtt@bsc.com.vn

### Macro & Market Team

**Bui Nguyen Khoa**  
khoabn@bsc.com.vn

**Vu Thanh Phong**  
phongvt@bsc.com.vn

**Do Nam Tung**  
tungdn@bsc.com.vn

**Nguyen Quoc Truong**  
truongnq@bsc.com.vn

**VN-INDEX** **566.11**  
Value: 1972.12 bil **3.29 (0.58%)**  
Foreigners (net): VND 1.98 bil

**HNX-INDEX** **79.06**  
Value: 392.11 bil **0.55 (0.7%)**  
Foreigners (net): -VND 4.21 bil

**UPCOM-INDEX** **48.61**  
Value 32.83 bil **0.61 (1.27%)**  
Foreigners (net): VND 0.13177 bil

### Macro indicators

	Value	% Chg
Crude oil	33.6	1.5%
Gold	1,231	-0.2%
USDVND	22,310	-0.1%
EURVND	24,577	-0.1%
JPYVND	19,759	0.0%
1-month Interbank rate	3.7%	-
5yr VN Treasury Yield	6.4%	-

Source: Bloomberg, BSC Research

### Content

Market highlights	2
Stock recommendations	3
Market statistics	4

This report must be read with the Disclosure, located at the end of this report.

---

**Nguyen Quoc Truong**
*Research Analyst*

truongnq@bsc.com.vn

---

## Market highlights

Market breadth was positive with 252 advancers / 156 decliners on both exchanges.

Construction, materials building and minerals stocks rallied well today.

Some stocks surging significantly on price and volume today is SPI (+ 8.6%), VGS (+ 8.3%), HKB (+ 7.8%) and Southampton (+7.8 %).

## Recommendations

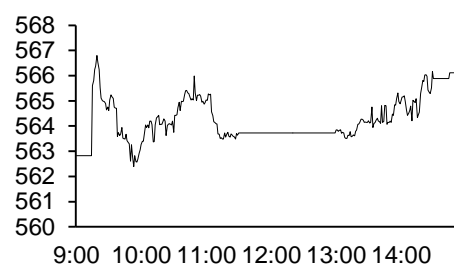
Technical support level of 560 points of VN-Index is still not broken, strong bottom fishing demand around this level help the market trade in blue today. A consensus is also spread throughout the market because other stocks such as steel, mineral, construction and materials building led the market today. Technically, it is expected that current market movement remains active until VN-Index breaks down 560 points with large volumes.

Risk-seeking investors should continue to buy stocks at the technical correction and quickly take profit in order to recover in other decelerations.

Exhibit 1

**VN-Index Intraday**


---

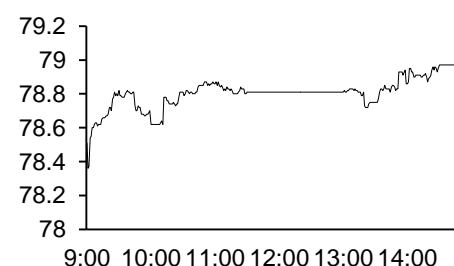


Source: Bloomberg, BSC Research

Exhibit 2

**HNX-Index Intraday**


---



Source: Bloomberg, BSC Research

Exhibit 3

**Top 5 volume leaders**

Ticker	Volume	Price	% Chg
FLC	5.62	6.7	0
TSC	4.53	18.8	0
HQC	4.2	5.6	0
HNG	3.93	8.6	-2.27
BHS	3.72	18.2	-0.55

Source: Bloomberg, BSC Research

Exhibit 4

**Foreign transaction**

Top buy	Value	Top sell	Value
MSN	16.8	VIC	29.7
MBB	16.5	DRC	16
SSI	7.8	GTN	10.2
HT1	6.2	KSB	6.95
SCR	4.8	DBC	3.8

Source: BSC Research

## Stock recommendations

### Short-term portfolio

---

Closed all positions

---

### CANSLIM portfolio

No.	Ticker	Date	Buy price	Current price	1w performance	Unrealized gain/ loss	Cutlosses	Target
1	MBB	27/4/2015	13.8	15	7.1%	8.7%	12.8	16.6
2	VIC	7/7/2014	37.96	45	6.1%	18.5%	35.3	45.6
3	CMG	19/10/2015	14.7	15.8	12.1%	7.5%	13.4	17.5
4	SJS	13/11/2015	22.1	20.9	-4.1%	-5.4%	20.5	26.5
5	VSC	13/11/2015	74.5	68	-10.5%	-8.7%	69.3	89.4
6	APC	18/12/2015	18	17.3	-3.9%	-3.9%	16.7	21.6
<b>Average</b>					<b>1.1%</b>	<b>2.8%</b>		

Source: BSC Research

## Market statistics

### Top 5 leaders on the HSX

Ticker	Price	% Chg	Index pt	Volume
MSN	74	2.78	0.754	72350
GAS	42.5	1.67	0.67	787790
VNM	130	0.78	0.607	538020
HPG	28.4	4.03	0.407	1.86MLN
VCB	42	0.48	0.269	493160

### Top 5 laggards on the HSX

Ticker	Price	% Chg	Index pt	Volume
VIC	45	-1.1	-0.476	1.24MLN
CTG	18.3	-0.54	-0.188	391080
REE	24.7	-3.89	-0.136	360860
MBB	15	-0.66	-0.081	2.33MLN
HNG	8.6	-2.27	-0.072	3.72MLN

### Top 5 gainers on the HSX

Ticker	Price	% Chg	Index pt	Volume
GTT	1.2	9.09	0.002	152350
VNH	1.2	9.09	0	126530
VLF	1.3	8.33	0.001	4280
HOT	26	7	0.007	30
RIC	11	6.8	0.01	1730

### Top 5 losers on the HSX

Ticker	Price	% Chg	Index pt	Volume
KSS	0.9	-10	-0.002	546500
STT	2.8	-6.67	-0.001	5150
COM	49.5	-6.6	-0.025	370
SC5	25.8	-6.52	-0.014	10
HRC	35	-6.42	-0.029	680

Source: Bloomberg, BSC Research

### Top 5 leaders on HNX

Ticker	Price	% Chg	Index pt	Volume
ACB	19.9	0.51	0.049	54600
BCC	14.9	5.67	0.04	81800
DGL	47.1	2.17	0.024	10200
DXP	62.7	10	0.023	31400
PVS	15.2	0.66	0.023	1.25MLN

### Top 5 laggards on the HNX

Ticker	Price	% Chg	Index pt	Volume
NTP	56.4	-0.88	-0.016	17700
NVB	6	-1.64	-0.016	200
NET	37	-3.9	-0.012	100
TVC	15.2	-5	-0.01	983300
THT	11.5	-9.45	-0.008	1900

### Top 5 gainers on the HNX

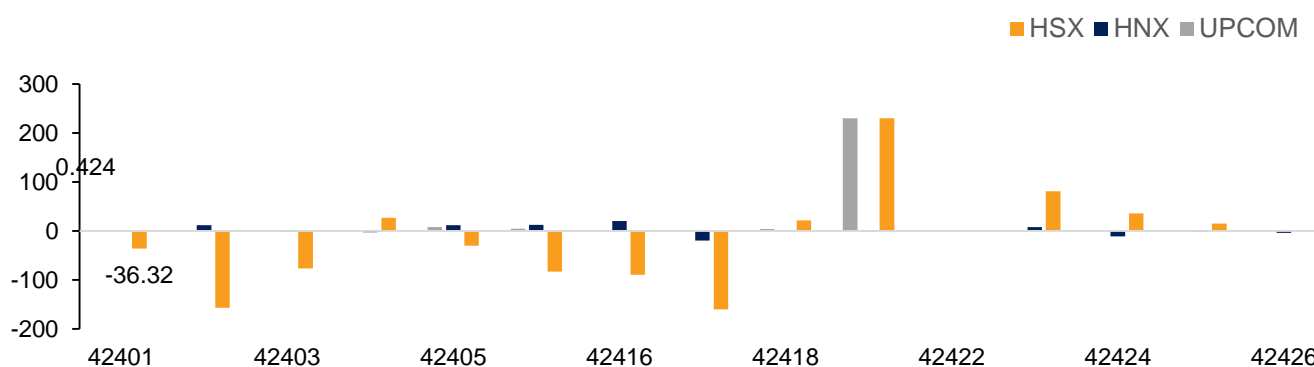
Ticker	Price	% Chg	Index pt	Volume
CTT	6.6	10	0.001	100
DXP	62.7	10	0.023	31400
NHA	6.6	10	0.004	478000
SDN	25.5	9.91	0.002	100
PTD	18.9	9.88	0.003	100

### Top 5 losers on the HNX

Ticker	Price	% Chg	Index pt	Volume
PEN	9	-10	-0.003	2300
ONE	9.1	-9.9	-0.003	31100
DID	4.6	-9.8	-0.002	10100
NHA	9.3	-9.71	-0.005	100
KMT	5.8	-9.38	-0.004	500

Exhibit 3

### Foreign transaction



Source: HSX, HNX, BSC Research

## Disclosure

*The information, statements, forecasts and projections contained herein, including any expression of opinion, are based upon sources believed to be reliable but their accuracy completeness or correctness are not guaranteed. Expressions of opinion herein were arrived at after due and careful consideration and they were based upon the best information then known to us, and in our opinion are fair and reasonable in the circumstances prevailing at the time. Expressions of opinion contained herein are subject to change without notice. This document is not, and should not be construed as, an offer or the solicitation of an offer to buy or sell any securities. BSC and other companies in the BSC and/or their officers, directors and employees may have positions and may affect transactions in securities of companies mentioned herein and may also perform or seek to perform investment banking services for these companies. This document is for private circulation only and is not for publication in the press or elsewhere. BSC accepts no liability whatsoever for any direct or consequential loss arising from any use of this or its content. The use of any information, statements forecasts and projections contained herein shall be at the sole discretion and risk of the user. No part of this material may be (i) copied, photocopied or duplicated in any form by any mean or (ii) redistributed without the prior written consent of BIDV Securities Company (BSC).*

### **BSC Headquarters**

BIDV Tower, 10th & 11th Floor  
35 Hang Voi, Hoan Kiem, Hanoi  
Tel: +84 4 3935 2722  
Fax: +84 4 2220 0669

### **Ho Chi Minh City Office**

146 Nguyen Cong Tru St, 9th Floor  
District 1, HCMC  
Tel: +84 8 3821 8885  
Fax: +84 8 3821 8510

<http://www.bsc.com.vn>

Bloomberg: BSCV <GO>

