



Fri, March 4, 2016

Vietnam Daily Review

Week ahead: VN-Index to challenge 580 pts

BSC's Forecast on the stock market

	Negative	Neutral	Positive
Day 7/3/2016	•		
Week 7/3-11/3/2016			•
Month 3/2016			•

Summary

Stock market witnessed an active trading day on Friday. The highlight of the day focus on the natural rubber stocks with the maximum magnitude during the session. Raw rubber prices rose sharply in recent 3 sessions that steered those stocks out of a long negative years. However, the selling pressure increased dramatically at the end of the afternoon that made the VN-Index and HNX-Index failed to hold the strong gains as the early afternoon.

Foreigners bought a massive value on the HSX, while maintained a stable purchase power on the two remaining exchanges.

Recommendation

Price movements of oil and rubber prices are significantly inspired the Vietnam stock market in the recent session. However, the rise of oil prices seems to be vague in the next few days. The stock indices could shake on Monday, especially when approaching the resistance at 580 points.

Investors should consider buying share in the technical correction of the market in the next a few of sessions.

BSC RESEARCH

Head of Research

Tran Thang Long
longtt@bsc.com.vn

Macro & Market Team

Bui Nguyen Khoa
khoabn@bsc.com.vn

Vu Thanh Phong
phongvt@bsc.com.vn

Do Nam Tung
tungdn@bsc.com.vn

Nguyen Quoc Truong
truongnq@bsc.com.vn

VN-INDEX **573.65**
Value: 1915.66 bil **3.36 (0.57%)**
Foreigners (net): VND 109.2 bil

HNX-INDEX **79.65**
Value: 471.53 bil **0.36 (0.45%)**
Foreigners (net): VND 3.57 bil

UPCOM-INDEX **49.59**
Value 109.62 bil **-0.19 (-0.38%)**
Foreigners (net): VND 2.48 bil

Macro indicators

	Value	% Chg
Crude oil	34.7	0.3%
Gold	1,272	0.6%
USDVND	22,290	-0.1%
EURVND	24,485	0.2%
JPYVND	19,599	-0.1%
1-month Interbank rate	4.5%	-
5yr VN Treasury Yield	6.3%	-

Source: Bloomberg, BSC Research

Content

Market highlights	2
Stock recommendations	3
Market statistics	4

This report must be read with the Disclosure, located at the end of this report.

Nguyen Quoc Truong
Research Analyst

truongnq@bsc.com.vn

Market highlights

Rubber stocks (DPR, TRC) rose sharply today.

Foreigners have been net buyers for 4 consecutive sessions on HSX.

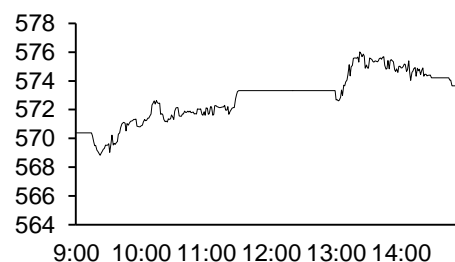
Some stocks surging significantly on both price and volume today are KHB (+ 9%), HHG (+ 7%), CCL (+ 6.3%) and VHG (+ 6.1%).

Recommendations

The consensus on the market continues to occur as rubber stocks had a positive performance today. Technically, VN-Index and HNX-Index are still in a bullish trend, strong selling pressure is temporarily not appear and the money is still in the market. However, a shake will occur stronger and more frequent when the VN-Index hit closer its strong resistance at 580 points. However, in the context of the movement of stock groups remain positive, the technical correction, if any, will not last long.

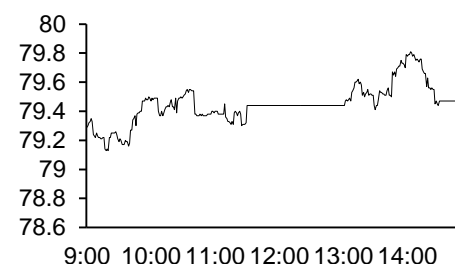
Investors should consider buying share in the technical correction of the market in the next a few of sessions.

Exhibit 1

VN-Index Intraday


Source: Bloomberg, BSC Research

Exhibit 2

HNX-Index Intraday


Source: Bloomberg, BSC Research

Exhibit 3

Top 5 volume leaders

Ticker	Volume	Price	% Chg
VHG	9.58	5.2	6.12
FLC	8.88	6.7	1.52
HNG	8.87	7.7	2.67
HAR	6.78	6	0
HAG	4.48	8.2	3.8

Source: Bloomberg, BSC Research

Exhibit 4

Foreign transaction

Top buy	Value	Top sell	Value
MBB	26.9	DRC	17.1
VCB	13.9	PHR	4.7
REE	11.6	VND	3
VIC	10.7	NNC	2.29
PVS	7	TCL	1.67

Source: BSC Research

Stock recommendations

Short-term portfolio

No.	Ticker	Date	Buy price	Current price	1w performance	Unrealized gain/ loss	Cutlosses	Target
1	PXS	22/2/2016	11.8	11.4	-1.7%	-3.4%	10.5	13
2	TNG	29/2/2016	19	20.6	8.4%	8.4%	18	20.9
3	HT1	29/2/2016	26.7	26.8	1.1%	0.4%	25.4	29.3
Average					2.6%	1.8%		

Source: BSC Research

CANSLIM portfolio

No.	Ticker	Date	Buy price	Current price	1w performance	Unrealized gain/ loss	Cutlosses	Target
1	MBB	27/4/2015	13.8	15	0.0%	8.7%	12.8	16.6
2	VIC	7/7/2014	37.96	45.8	1.8%	20.7%	35.3	45.6
3	CMG	19/10/2015	14.7	16.8	6.3%	14.3%	13.4	17.5
4	VSC	13/11/2015	74.5	69	1.5%	-7.4%	69.3	89.4
5	APC	18/12/2015	18	17.5	1.2%	-2.8%	16.7	21.6
Average					2.1%	6.7%		

Source: BSC Research

Market statistics

Top 5 leaders on the HSX

Ticker	Price	% Chg	Index pt	Volume
GAS	46.3	2.43	1.06	1.09MLN
VNM	132	0.76	0.605	309870
VIC	45.8	0.88	0.381	802550
VCB	41.8	0.48	0.268	681190
HPG	27.5	1.85	0.185	758830

Top 5 laggards on the HSX

Ticker	Price	% Chg	Index pt	Volume
CTG	17.8	-1.11	-0.375	988840
BID	18.1	-0.55	-0.172	1.18MLN
EIB	10.4	-1.89	-0.124	362270
SSI	22.8	-1.3	-0.073	2.76MLN
PVD	25.3	-1.17	-0.053	1.75MLN

Top 5 gainers on the HSX

Ticker	Price	% Chg	Index pt	Volume
TRC	20	6.95	0.02	28380
DSN	85	6.92	0.023	50640
TMS	93	6.9	0.072	1400
DPR	39	6.85	0.054	145360
BTT	39.5	6.76	0.013	30

Top 5 losers on the HSX

Ticker	Price	% Chg	Index pt	Volume
KSS	1	-9.09	-0.002	517160
GTT	1.2	-7.69	-0.002	878080
VNH	1.2	-7.69	0	157460
DTT	8.1	-6.9	-0.002	200
SGT	5.4	-6.9	-0.015	2370

Source: Bloomberg, BSC Research

Top 5 leaders on HNX

Ticker	Price	% Chg	Index pt	Volume
ACB	19.7	1.03	0.097	106000
PVI	27.6	2.6	0.085	556900
PVS	15.8	1.94	0.07	1.72MLN
PHP	23	1.32	0.051	94600
SHB	6.8	1.49	0.049	1.97MLN

Top 5 laggards on the HNX

Ticker	Price	% Chg	Index pt	Volume
DGL	44.2	-6.36	-0.072	1100
OCH	5.7	-8.06	-0.052	100
VNR	18.8	-3.59	-0.048	1600
NVB	5.9	-1.67	-0.016	9400
NTP	58.9	-0.67	-0.013	19900

Top 5 gainers on the HNX

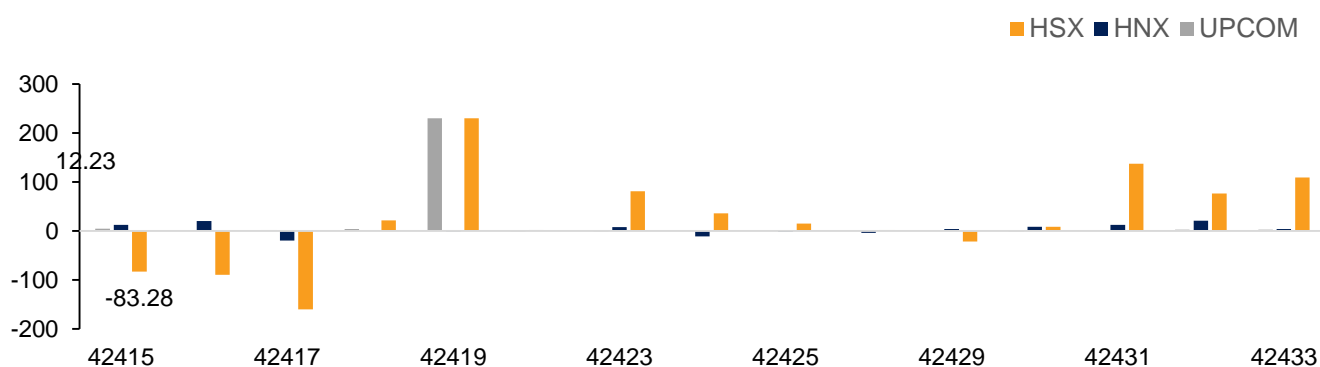
Ticker	Price	% Chg	Index pt	Volume
PCG	6.6	10	0.006	200
C92	27.6	9.96	0.007	1000
BED	33.3	9.9	0.005	8000
PMS	14.8	9.63	0.005	12000
SAF	48.2	9.55	0.013	100

Top 5 losers on the HNX

Ticker	Price	% Chg	Index pt	Volume
BSC	23.4	-10	-0.004	100
ONE	9.1	-9.9	-0.003	31100
DID	4.6	-9.8	-0.002	10100
NHA	9.3	-9.71	-0.005	100
KMT	5.8	-9.38	-0.004	500

Exhibit 3

Foreign transaction



Source: HSX, HNX, BSC Research

Disclosure

The information, statements, forecasts and projections contained herein, including any expression of opinion, are based upon sources believed to be reliable but their accuracy completeness or correctness are not guaranteed. Expressions of opinion herein were arrived at after due and careful consideration and they were based upon the best information then known to us, and in our opinion are fair and reasonable in the circumstances prevailing at the time. Expressions of opinion contained herein are subject to change without notice. This document is not, and should not be construed as, an offer or the solicitation of an offer to buy or sell any securities. BSC and other companies in the BSC and/or their officers, directors and employees may have positions and may affect transactions in securities of companies mentioned herein and may also perform or seek to perform investment banking services for these companies. This document is for private circulation only and is not for publication in the press or elsewhere. BSC accepts no liability whatsoever for any direct or consequential loss arising from any use of this or its content. The use of any information, statements forecasts and projections contained herein shall be at the sole discretion and risk of the user. No part of this material may be (i) copied, photocopied or duplicated in any form by any mean or (ii) redistributed without the prior written consent of BIDV Securities Company (BSC).

BSC Headquarters

BIDV Tower, 10th & 11th Floor

35 Hang Voi, Hoan Kiem, Hanoi

Tel: +84 4 3935 2722

Fax: +84 4 2220 0669

Ho Chi Minh City Office

146 Nguyen Cong Tru St, 9th Floor

District 1, HCMC

Tel: +84 8 3821 8885

Fax: +84 8 3821 8510

<http://www.bsc.com.vn>

Bloomberg: BSCV <GO>

