



Tue, March 15, 2016

Vietnam Daily Review

Technical correction

BSC's Forecast on the stock market

	Negative	Neutral	Positive
Day 16/3/2016	•		
Week 14/3-18/3/2016			•
Month 3/2016			•

Summary

Market corrected at the end of today trading session due to several BCs like HPG and VIC did not retain their gains. Foreigners backed to sell on both two floors.

Recommendation

The market has moved to the support level of 570 points, mainly due to short-term profit taking. It is expected that the market will be supported at the levels of 570 points and 560 points before backing to rally.

Adventurous investors continue to consider buying stocks in the technical correction when the market falls to sensitive support areas.

BSC RESEARCH

Head of Research

Tran Thang Long
longtt@bsc.com.vn

Macro & Market Team

Bui Nguyen Khoa
khoabn@bsc.com.vn

Vu Thanh Phong
phongvt@bsc.com.vn

Do Nam Tung
tungdn@bsc.com.vn

Nguyen Quoc Truong
truongnq@bsc.com.vn

VN-INDEX **574.04**

Value: 1926.07 bil **-3.94 (-0.68%)**
Foreigners (net): -VND 105.53 bil

HNX-INDEX **79.63**

Value: 527.82 bil **-0.37 (-0.46%)**
Foreigners (net): -VND 3.21 bil

UPCOM-INDEX **52.43**

Value 80.1 bil **0.26 (0.5%)**
Foreigners (net): -VND 0.1 bil

Macro indicators

	Value	% Chg
Crude oil	36.4	-2.2%
Gold	1,234	-0.1%
USDVND	22,287	0.0%
EURVND	24,762	0.1%
JPYVND	19,707	0.6%
1-month Interbank rate	4.7%	-
5yr VN Treasury Yield	6.3%	-

Source: Bloomberg, BSC Research

Content

Market highlights	2
Stock recommendations	3
Market statistics	4

This report must be read with the Disclosure, located at the end of this report.

Do Nam Tung

Quantitative Analyst

tungdn@bsc.com.vn

Market highlights

Foreigners were net sellers on both exchanges.

Market breadth was narrow and negative with 70 advancers / 189 decliners.

Several BCs such as VNM, HPG and VIC gained well during today trading session before quickly correcting by the end of this session.

Recommendations

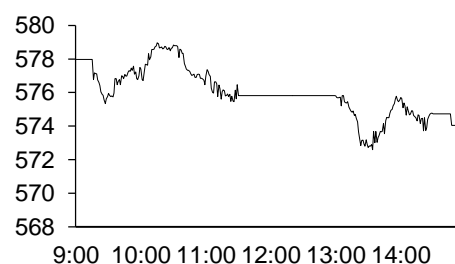
Identified

VN-Index is approaching closer to the support level at 570 points, liquidity decreased compared to that of the previous session. Foreigners backed to sell on both exchanges. Technical signal show that the market corrected to 15-day moving average SMA (15) at 570 points due to short-term profit-taking.

Adventurous investors continue to consider buying stocks in the technical correction when the market falls to sensitive support areas.

Exhibit 1

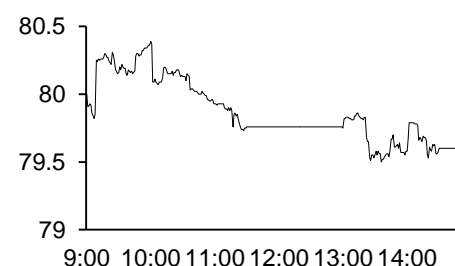
VN-Index Intraday



Source: Bloomberg, BSC Research

Exhibit 2

HNX-Index Intraday



Source: Bloomberg, BSC Research

Exhibit 3

Top 5 volume leaders

Ticker	Volume	Price	% Chg
HNG	13.45	9.4	5.62
VHG	9.86	5.9	-3.28
HAG	9.18	8.3	-1.19
FLC	6.9	6.7	-1.47
HQC	5.07	6.3	-1.56

Source: Bloomberg, BSC Research

Stock recommendations

Short-term portfolio

No.	Ticker	Date	Buy price	Current price	1w performance	Unrealized gain/ loss	Cutlosses	Target
1	HT1	29/2/2016	26.7	25.9	-2.3%	-3.0%	25.4	29.3
Average					-2.3%	-3.0%		

Source: BSC Research

CANSLIM portfolio

No.	Ticker	Date	Buy price	Current price	1w performance	Unrealized gain/ loss	Cutlosses	Target
1	MBB	27/4/2015	13.8	14.7	-2.0%	6.5%	12.8	16.6
2	CMG	19/10/2015	14.7	16.5	4.4%	12.2%	13.4	17.5
3	APC	18/12/2015	18	17.5	1.2%	21.6	16.7	
Average					1.2%	726.3%		

Source: BSC Research

Market statistics

Top 5 leaders on the HSX

Ticker	Price	% Chg	Index pt	Volume
VNM	136	0.74	0.604	870660
VCB	42	0.72	0.402	1.29MLN
HNG	9.4	5.62	0.178	13.45MLN
HDG	25.4	5.83	0.048	1000
POM	7.3	5.8	0.038	16490

Top 5 laggards on the HSX

Ticker	Price	% Chg	Index pt	Volume
GAS	46.5	-3.53	-1.636	1.43MLN
MSN	73.5	-2	-0.563	254170
VIC	45	-0.88	-0.39	1.07MLN
BID	17.5	-1.13	-0.344	1.21MLN
PVD	25.5	-4.85	-0.228	2.52MLN

Top 5 gainers on the HSX

Ticker	Price	% Chg	Index pt	Volume
VLF	1.3	8.33	0.001	17360
VNH	1.3	8.33	0	135990
VSI	14.1	6.82	0.006	45720
SVI	37.9	6.76	0.015	10
STG	17.6	6.67	0.008	20450

Top 5 losers on the HSX

Ticker	Price	% Chg	Index pt	Volume
GTT	1.1	-8.33	-0.002	256110
SVC	27	-6.9	-0.025	406870
TNT	24.3	-6.9	-0.023	516800
BTT	36.8	-6.84	-0.014	10
SVT	12.6	-6.67	-0.004	180

Source: Bloomberg, BSC Research

Top 5 leaders on HNX

Ticker	Price	% Chg	Index pt	Volume
ACB	19.2	0.52	0.049	75300
PHP	23	0.88	0.034	59800
BCC	15.8	3.27	0.025	386500
PSI	8.4	9.09	0.022	6900
DBC	28	2.19	0.02	270300

Top 5 laggards on the HNX

Ticker	Price	% Chg	Index pt	Volume
PVS	16.5		-0.116	2.39MLN
DGC	45.4	-5.81	-0.061	218700
PVI	26.6	-1.12	-0.036	244000
VNR	18.4	-2.65	-0.034	2200
NVB	5.7	-3.39	-0.031	7100

Top 5 gainers on the HNX

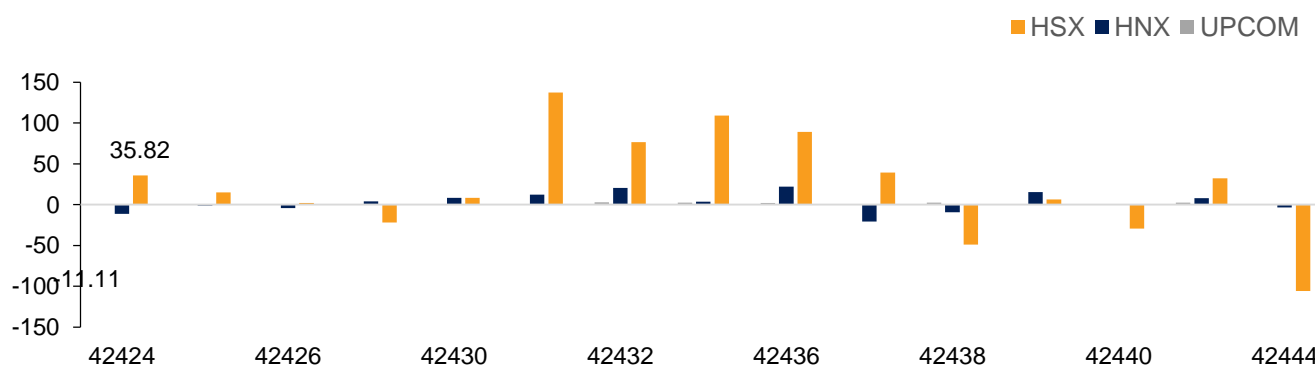
Ticker	Price	% Chg	Index pt	Volume
BHT	5.5	10	0.001	3000
L18	11	10	0.003	22000
VBC	56.7	9.88	0.008	100
CMI	9	9.76	0.006	192500
LTC	4.5	9.76	0.001	34000

Top 5 losers on the HNX

Ticker	Price	% Chg	Index pt	Volume
VC1	14.4	-10	-0.006	2100
ONE	9.1	-9.9	-0.003	31100
DID	4.6	-9.8	-0.002	10100
NHA	9.3	-9.71	-0.005	100
KMT	5.8	-9.38	-0.004	500

Exhibit 3

Foreign transaction



Source: HSX, HNX, BSC Research

Disclosure

The information, statements, forecasts and projections contained herein, including any expression of opinion, are based upon sources believed to be reliable but their accuracy completeness or correctness are not guaranteed. Expressions of opinion herein were arrived at after due and careful consideration and they were based upon the best information then known to us, and in our opinion are fair and reasonable in the circumstances prevailing at the time. Expressions of opinion contained herein are subject to change without notice. This document is not, and should not be construed as, an offer or the solicitation of an offer to buy or sell any securities. BSC and other companies in the BSC and/or their officers, directors and employees may have positions and may affect transactions in securities of companies mentioned herein and may also perform or seek to perform investment banking services for these companies. This document is for private circulation only and is not for publication in the press or elsewhere. BSC accepts no liability whatsoever for any direct or consequential loss arising from any use of this or its content. The use of any information, statements forecasts and projections contained herein shall be at the sole discretion and risk of the user. No part of this material may be (i) copied, photocopied or duplicated in any form by any mean or (ii) redistributed without the prior written consent of BIDV Securities Company (BSC).

BSC Headquarters

BIDV Tower, 10th & 11th Floor
35 Hang Voi, Hoan Kiem, Hanoi
Tel: +84 4 3935 2722
Fax: +84 4 2220 0669

Ho Chi Minh City Office

146 Nguyen Cong Tru St, 9th Floor
District 1, HCMC
Tel: +84 8 3821 8885
Fax: +84 8 3821 8510

<http://www.bsc.com.vn>

Bloomberg: BSCV <GO>

