



Mon, April 4, 2016

Vietnam Daily Review

Opportunities might exist around 550 - 553 pts

BSC's Forecast on the stock market

	Negative	Neutral	Positive
Day 01/4/2016	•		
Week 4/4-8/4/2016			•
Month 4/2016		•	

Summary

Market sentiment has not yet to escape the shadow in the last week despite the fact that foreigners were buying. VN-Index fell slightly, the HNX-Index increased insignificantly, while UPCOM-Index losing dramatically. The market breadth was fairly negative. Foreigners were net buyers on all 3 floors.

Recommendation

The market is in risky areas, but opportunities may exist around here. The region of 550 - 553 is the next support zone for the VN-Index, risk lovers can consider to open position, however, we recommend that prudent investors should stay out of the market at the present time.

BSC RESEARCH

Head of Research

Tran Thang Long
longtt@bsc.com.vn

Macro & Market Team

Bui Nguyen Khoa
khoabn@bsc.com.vn

Vu Thanh Phong
phongvt@bsc.com.vn

Do Nam Tung
tungdn@bsc.com.vn

Nguyen Quoc Truong
truongnq@bsc.com.vn

VN-INDEX **555.82**

Value: 1455.88 bil **-2.61 (-0.47%)**
Foreigners (net): VND 38.51 bil

HNX-INDEX **78.49**

Value: 403.26 bil **0.02 (0.03%)**
Foreigners (net): VND 19.86 bil

UPCOM-INDEX **58.19**

Value 219.49 bil **-1.49 (-2.5%)**
Foreigners (net): VND 1.39 bil

Macro indicators

	Value	% Chg
Crude oil	36.8	0.1%
Gold	1,215	-0.6%
USDVND	22,310	0.1%
EURVND	25,337	-0.2%
JPYVND	19,988	0.1%
1-month Interbank rate	4.6%	-
5yr VN Treasury Yield	6.4%	-

Source: Bloomberg, BSC Research

Content

Market highlights	2
Stock recommendations	3
Market statistics	4

This report must be read with the Disclosure, located at the end of this report.

Do Nam Tung

Quantitative Analyst

tungdn@bsc.com.vn

Market highlights

Foreigners were net buyers on the HOSE and the HNX today.

The weakening market constituted by declining liquidity with 173 advancers /231 decliners on both exchanges

The correction of the large-cap stocks such as GAS, MSN and the majority of stocks in the market make the market failed to hold the reference level at the end of the trading session.

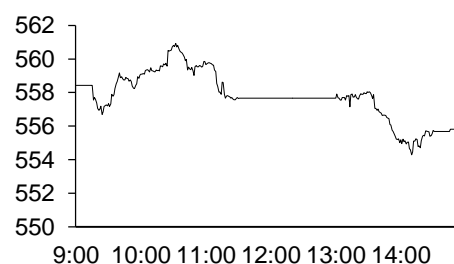
Recommendations

Market index fell nearly the level 555 points at the end of trading session today. The downtrend brought markets closer to the support level of 550 points. The VN-index still move in the area of risk.

Investors weighed in bottom fishing activity if the market down below the support level at the next session.

Exhibit 1

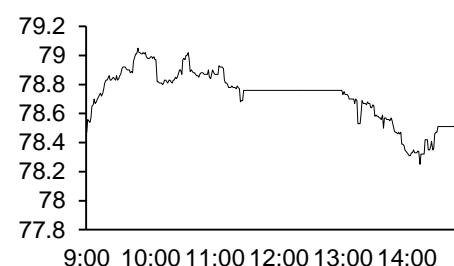
VN-Index Intraday



Source: Bloomberg, BSC Research

Exhibit 2

HNX-Index Intraday



Source: Bloomberg, BSC Research

Exhibit 3

Top 5 volume leaders

Ticker	Volume	Price	% Chg
FLC	9.23	6.3	0
DLG	6.44	7.2	1.41
OGC	5.29	3	-6.25
HAI	5	5.8	3.57
HAG	3.16	7.7	0

Source: Bloomberg, BSC Research

Stock recommendations

Short-term portfolio

No.	Ticker	Date	Buy price	Current price	1w performance	Unrealized gain/ loss	Cutlosses	Target
1	FPT	14/3/2016	48.7	46.8	-2.3%	-3.9%	45.3	54.5
2	GMD	14/3/2016	40.4	37.9	-3.1%	-6.2%	37.6	45.2
3	DPS	22/3/2016	6.4	6.4	1.6%	0.0%	6.0	7.2
4	GTN	21/3/2016	15.8	16	0.0%	1.3%	14.7	17.7
Average					-0.9%	-2.2%		

Source: BSC Research

CANSLIM portfolio

No.	Ticker	Date	Buy price	Current price	1w performance	Unrealized gain/ loss	Cutlosses	Target
1	CMG	19/10/2015	14.7	14.5	-8.8%	-1.4%	13.4	17.5
2	APC	18/12/2015	18	16.8	-4.5%	-6.7%	16.7	21.6
3	VIC	7/7/2015	38	47.1	2.8%	23.9%	35.3	45.6
4	ELC	22/2/2016	23.7	22.8	-3.0%	-3.8%	22.0	28.44
5	PGD	29/2/2016	35.7	39.7	5.0%	11.2%	33.2	42.84
Average					-1.7%	4.7%		

Source: BSC Research

Market statistics

Top 5 leaders on the HSX

Ticker	Price	% Chg	Index pt	Volume
CTG	16.5	1.23	0.374	341700
HPG	29.2	0.69	0.074	986480
VHC	28.8	4.73	0.06	150000
DHG	85	1.19	0.044	18720
DIG	7.5	5.63	0.043	815920

Top 5 laggards on the HSX

Ticker	Price	% Chg	Index pt	Volume
GAS	40.4	-2.65	-1.057	697070
MSN	70	-1.41	-0.375	384220
EIB	10.1	-3.81	-0.248	898160
PVD	22.4	-5.08	-0.21	845570
BID	16.5	-0.6	-0.172	764980

Top 5 gainers on the HSX

Ticker	Price	% Chg	Index pt	Volume
TCT	54	6.93	0.022	18660
LHG	26.8	6.77	0.022	471030
PNC	11.4	6.54	0.004	20
PPI	4.9	6.52	0.007	931320
TIX	24.5	6.52	0.018	3510

Top 5 losers on the HSX

Ticker	Price	% Chg	Index pt	Volume
VNH	1.1	-8.33	0	81260
STG	16.1	-6.94	-0.017	8460
TTF	21.8	-6.84	-0.112	697280
BTT	38.2	-6.83	-0.015	100
KSH	4.1	-6.82	-0.004	556860

Source: Bloomberg, BSC Research

Top 5 leaders on HNX

Ticker	Price	% Chg	Index pt	Volume
KLS	8.2	9.33	0.074	2.95MLN
VNR	18.5	2.21	0.027	13500
VCG	10	1.01	0.023	480400
PVB	23.7	8.72	0.021	348000
DST	34	7.26	0.02	1.19MLN

Top 5 laggards on the HNX

Ticker	Price	% Chg	Index pt	Volume
PHP	22.9	-1.29	-0.051	8600
OCH	6.8	-5.56	-0.042	10100
VCS	86.5	-1.7	-0.041	86800
LAS	28.6	-2.72	-0.032	13100
BCC	15.5	-3.13	-0.025	170200

Top 5 gainers on the HNX

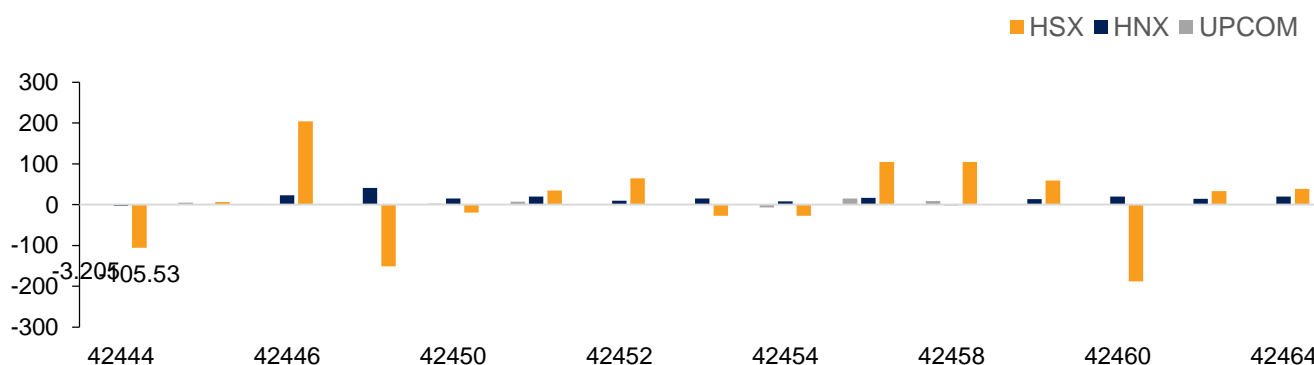
Ticker	Price	% Chg	Index pt	Volume
BSC	24.7	9.78	0.004	100
PTD	21.8	9.55	0.003	200
KLS	8.2	9.33	0.074	2.95MLN
CX8	8.4	9.09	0.001	20000
PIV	12.1	9.01	0.001	53700

Top 5 losers on the HNX

Ticker	Price	% Chg	Index pt	Volume
KSK	2.7	-10	-0.004	819800
ONE	9.1	-9.9	-0.003	31100
DID	4.6	-9.8	-0.002	10100
NHA	9.3	-9.71	-0.005	100
KMT	5.8	-9.38	-0.004	500

Exhibit 3

Foreign transaction



Source: HSX, HNX, BSC Research

Disclosure

The information, statements, forecasts and projections contained herein, including any expression of opinion, are based upon sources believed to be reliable but their accuracy completeness or correctness are not guaranteed. Expressions of opinion herein were arrived at after due and careful consideration and they were based upon the best information then known to us, and in our opinion are fair and reasonable in the circumstances prevailing at the time. Expressions of opinion contained herein are subject to change without notice. This document is not, and should not be construed as, an offer or the solicitation of an offer to buy or sell any securities. BSC and other companies in the BSC and/or their officers, directors and employees may have positions and may affect transactions in securities of companies mentioned herein and may also perform or seek to perform investment banking services for these companies. This document is for private circulation only and is not for publication in the press or elsewhere. BSC accepts no liability whatsoever for any direct or consequential loss arising from any use of this or its content. The use of any information, statements forecasts and projections contained herein shall be at the sole discretion and risk of the user. No part of this material may be (i) copied, photocopied or duplicated in any form by any mean or (ii) redistributed without the prior written consent of BIDV Securities Company (BSC).

BSC Headquarters

BIDV Tower, 10th & 11th Floor
35 Hang Voi, Hoan Kiem, Hanoi
Tel: +84 4 3935 2722
Fax: +84 4 2220 0669

Ho Chi Minh City Office

146 Nguyen Cong Tru St, 9th Floor
District 1, HCMC
Tel: +84 8 3821 8885
Fax: +84 8 3821 8510

<http://www.bsc.com.vn>

Bloomberg: BSCV <GO>

