



Tue, April 5, 2016

Vietnam Daily Review

Expectations on technical recovery in short-term

BSC's Forecast on the stock market

	Negative	Neutral	Positive
Day 01/4/2016			•
Week 4/4-8/4/2016			•
Month 4/2016		•	

Summary

3 indices recovered slightly today. The considerable increase of high frequency trading stocks and the fact of VNM's foreign ownership raising rekindle the market sentiment. The market breadth is relatively positive.

Foreigners sold strongly on the HSX, however, they remained net buyer if excluding the net selling on VIC. Besides, they also bought on the HNX and UPCOM.

Recommendation

Market sentiment is becoming stabilized. Technical recover might occurring. The foreigners maintaining their purchase is a good supporting point for the market at the present time.

Investors can increase the proportion of stocks in the portfolio when markets successfully conquer resistance at 565.

BSC RESEARCH

Head of Research

Tran Thang Long
longtt@bsc.com.vn

Macro & Market Team

Bui Nguyen Khoa
khoabn@bsc.com.vn

Vu Thanh Phong
phongvt@bsc.com.vn

Do Nam Tung
tungdn@bsc.com.vn

Nguyen Quoc Truong
truongnq@bsc.com.vn

VN-INDEX **560.32**
Value: 1455.88 bil **4.5 (0.81%)**
Foreigners (net): -VND 0 bil

HNX-INDEX **78.89**
Value: 462.26 bil **0.4 (0.51%)**
Foreigners (net): VND 11.38 bil

UPCOM-INDEX **58.62**
Value 103.35 bil **0.43 (0.74%)**
Foreigners (net): VND 0.055 bil

Macro indicators

	Value	% Chg
Crude oil	35.5	-0.4%
Gold	1,233	1.4%
USDVND	22,280	-0.1%
EURVND	25,326	-0.3%
JPYVND	20,159	0.7%
1-month Interbank rate	4.6%	-
5yr VN Treasury Yield	6.3%	-

Source: Bloomberg, BSC Research

Content

Market highlights	2
Stock recommendations	3
Market statistics	4

This report must be read with the Disclosure, located at the end of this report.

Do Nam Tung
Quantitative Analyst

tungdn@bsc.com.vn

Market highlights

Foreigners were net sellers on the HOSE and the HNX today.

The market recovered and liquidity increased with 271 advancers /154 decliners on both exchanges.

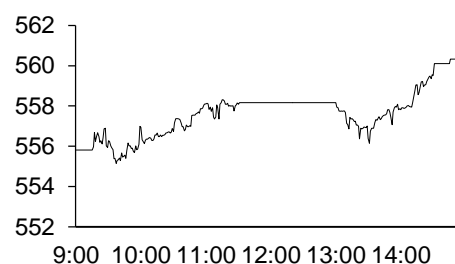
The large-cap stocks such as VNM, BVH, HSG, HCM, SSI, MSN rebounded sharply, led the whole market to conquer the resistance at 560 points.

Recommendations

The market index increased by 4.5 points, 0.81% respectively. The market Demand has come back white positive signs. However the VN-Index is still moving in the area of risk.

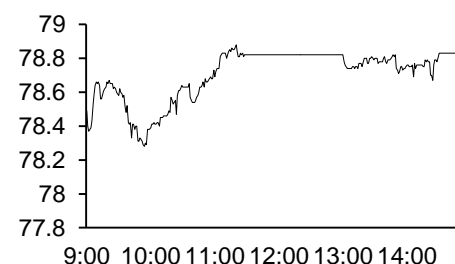
Investors can increase the proportion of stocks in the portfolio when markets successfully conquer resistance at 565.

Exhibit 1

VN-Index Intraday


Source: Bloomberg, BSC Research

Exhibit 2

HNX-Index Intraday


Source: Bloomberg, BSC Research

Exhibit 3

Top 5 volume leaders

Ticker	Volume	Price	% Chg
HAI	12.62	6	3.45
FLC	7.28	6.5	3.17
BGM	4.07	3	-3.23
KSA	3.9	6.5	3.17
FIT	3.82	7.2	5.88

Source: Bloomberg, BSC Research

Stock recommendations

Short-term portfolio

No.	Ticker	Date	Buy price	Current price	1w performance	Unrealized gain/ loss	Cutlosses	Target
1	FPT	14/3/2016	48.7	47	-1.9%	-3.5%	45.3	54.5
2	GMD	14/3/2016	40.4	38.4	-1.8%	-5.0%	37.6	45.2
3	DPS	22/3/2016	6.4	6.6	4.8%	3.1%	6.0	7.2
4	GTN	21/3/2016	15.8	16.3	1.9%	3.2%	14.7	17.7
Average					0.7%	-0.5%		

Source: BSC Research

CANSLIM portfolio

No.	Ticker	Date	Buy price	Current price	1w performance	Unrealized gain/ loss	Cutlosses	Target
1	CMG	19/10/2015	14.7	14.9	-6.3%	1.4%	13.4	17.5
2	APC	18/12/2015	18	17	-3.4%	-5.6%	16.7	21.6
3	VIC	7/7/2015	38	47.1	2.8%	23.9%	35.3	45.6
4	ELC	22/2/2016	23.7	23	-2.1%	-3.0%	22.0	28.44
5	PGD	29/2/2016	35.7	39.5	4.5%	10.6%	33.2	42.84
Average					-0.9%	5.5%		

Source: BSC Research

Market statistics

Top 5 leaders on the HSX

Ticker	Price	% Chg	Index pt	Volume
VNM	137	2.24	1.808	590930
GAS	41	1.49	0.576	813570
BVH	50.5	2.43	0.41	154900
MSN	70.5	0.71	0.187	399050
BID	16.6	0.61	0.172	437370

Top 5 laggards on the HSX

Ticker	Price	% Chg	Index pt	Volume
CTG	16.4	-0.61	-0.187	316480
TTF	20.3	-6.88	-0.105	230960
LGC	19.8	-4.35	-0.087	50
STB	10.2	-0.97	-0.075	351880
TMS	67	-6.94	-0.067	28440

Top 5 gainers on the HSX

Ticker	Price	% Chg	Index pt	Volume
VNH	1.2	9.09	0	147200
TAC	44.6	6.95	0.028	4080
DTA	4.7	6.82	0.002	40
DTT	7.9	6.76	0.002	1.00MLN
TCO	11.4	6.54	0.007	2210

Top 5 losers on the HSX

Ticker	Price	% Chg	Index pt	Volume
KSS	1.3	-7.14	-0.002	1.18MLN
TMS	67	-6.94	-0.067	28440
DHA	24.2	-6.92	-0.014	333580
TTF	20.3	-6.88	-0.105	230960
VLF	1.4	-6.67	-0.001	7300

Source: Bloomberg, BSC Research

Top 5 leaders on HNX

Ticker	Price	% Chg	Index pt	Volume
KLS	8.8	7.32	0.063	4.07MLN
SHB	6.4	1.59	0.049	189700
VND	11.7	4.46	0.04	1.53MLN
PLC	31.5	2.94	0.038	68800
NVB	5.8	3.57	0.031	700

Top 5 laggards on the HNX

Ticker	Price	% Chg	Index pt	Volume
ACB	18	-1.64	-0.146	58900
OCH	6.2	-8.82	-0.062	5800
PVS	15.2	-1.3	-0.046	1.30MLN
BTS	8.3	-6.74	-0.034	2200
PHP	22.8	-0.44	-0.017	24200

Top 5 gainers on the HNX

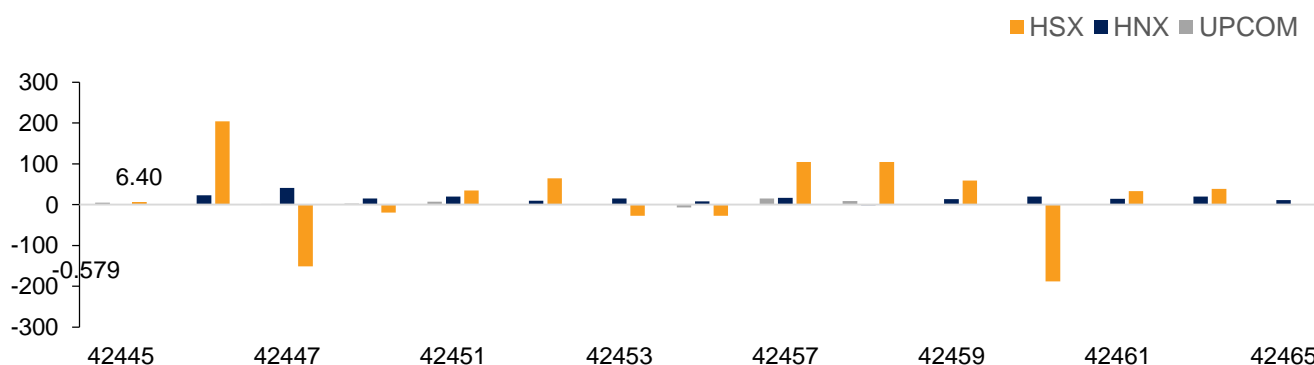
Ticker	Price	% Chg	Index pt	Volume
SDC	11	10	0.001	200
MCC	13.5	9.76	0.003	8000
BSC	27.1	9.72	0.004	400
ADC	28.5	9.2	0.002	100
HLY	12	9.09	0.001	200

Top 5 losers on the HNX

Ticker	Price	% Chg	Index pt	Volume
KMT	5.4	-10	-0.003	2800
ONE	9.1	-9.9	-0.003	31100
DID	4.6	-9.8	-0.002	10100
NHA	9.3	-9.71	-0.005	100
KMT	5.8	-9.38	-0.004	500

Exhibit 3

Foreign transaction



Source: HSX, HNX, BSC Research

Disclosure

The information, statements, forecasts and projections contained herein, including any expression of opinion, are based upon sources believed to be reliable but their accuracy completeness or correctness are not guaranteed. Expressions of opinion herein were arrived at after due and careful consideration and they were based upon the best information then known to us, and in our opinion are fair and reasonable in the circumstances prevailing at the time. Expressions of opinion contained herein are subject to change without notice. This document is not, and should not be construed as, an offer or the solicitation of an offer to buy or sell any securities. BSC and other companies in the BSC and/or their officers, directors and employees may have positions and may affect transactions in securities of companies mentioned herein and may also perform or seek to perform investment banking services for these companies. This document is for private circulation only and is not for publication in the press or elsewhere. BSC accepts no liability whatsoever for any direct or consequential loss arising from any use of this or its content. The use of any information, statements forecasts and projections contained herein shall be at the sole discretion and risk of the user. No part of this material may be (i) copied, photocopied or duplicated in any form by any mean or (ii) redistributed without the prior written consent of BIDV Securities Company (BSC).

BSC Headquarters

BIDV Tower, 10th & 11th Floor
35 Hang Voi, Hoan Kiem, Hanoi
Tel: +84 4 3935 2722
Fax: +84 4 2220 0669

Ho Chi Minh City Office

146 Nguyen Cong Tru St, 9th Floor
District 1, HCMC
Tel: +84 8 3821 8885
Fax: +84 8 3821 8510

<http://www.bsc.com.vn>

Bloomberg: BSCV <GO>

