



Thu, April 7, 2016

Vietnam Daily Review

Passing 570 pts, the positive will spread out

BSC's Forecast on the stock market

	Negative	Neutral	Positive
Day 8/4/2016			•
Week 4/4-8/4/2016			•
Month 4/2016		•	

Summary

The money flows positively into the market; especially on large-cap stocks, typical as VNM, GAS on the HSX, or ACB, PVS on the HNX. This prolongs the indices' rally today. Though the market breadth is not as wide as that in the previous session, but the majority of tickers keep gaining.

Foreign investors remained net buyers in the market.

Recommendation

Market sentiment remains positive, as shown by the demand recovery at the time when VN-Index dipped down between sessions. The uptrend may continue in the next session.

Investors can make purchases new shares when the market successfully conquers resistance at 570.

BSC RESEARCH

Head of Research

Tran Thang Long
longtt@bsc.com.vn

Macro & Market Team

Bui Nguyen Khoa
khoabn@bsc.com.vn

Vu Thanh Phong
phongvt@bsc.com.vn

Do Nam Tung
tungdn@bsc.com.vn

Nguyen Quoc Truong
truongnq@bsc.com.vn

VN-INDEX **571.60**
Value: 1486.31 bil **3.81 (0.67%)**
Foreigners (net): VND 109.28 bil

HNX-INDEX **79.7**
Value: 426.27 bil **0.38 (0.48%)**
Foreigners (net): VND 4.14 bil

UPCOM-INDEX **59.9**
Value 148.97 bil **0.38 (0.64%)**
Foreigners (net): VND 8.98 bil

Macro indicators

	Value	% Chg
Crude oil	37.9	0.3%
Gold	1,228	0.5%
USDVND	22,290	0.0%
EURVND	25,418	0.0%
JPYVND	20,521	1.0%
1-month Interbank rate	4.7%	-
5yr VN Treasury Yield	6.3%	-

Source: Bloomberg, BSC Research

Content

Market highlights	2
Stock recommendations	3
Market statistics	4

This report must be read with the Disclosure, located at the end of this report.

Do Nam Tung

Quantitative Analyst

tungdn@bsc.com.vn

Market highlights

Foreigners were net buyers on the HOSE and on the HNX today.

The market recovered, however the liquidity increased, with 236 advancers /165 decliners on both exchanges.

The large-cap stocks make momentum for the market to successfully conquer resistance at 570 including VNM, CII, HSG

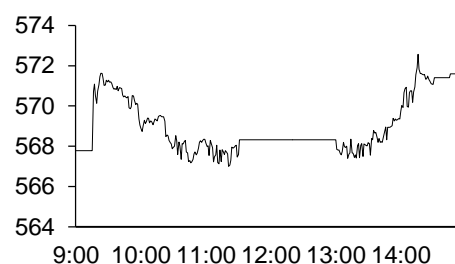
Recommendations

Market index increased 3.5 points and reached the resistance level of 570 successfully. The market Demand has come back white positive signs. However the VN-Index is still moving in the area of risk.

Investors can make purchases new shares when the market successfully conquers resistance at 570.

Exhibit 1

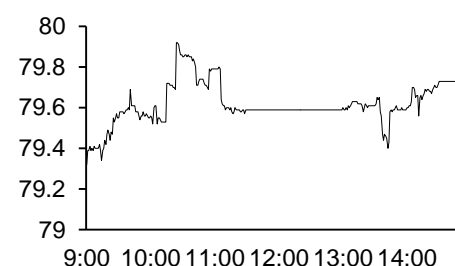
VN-Index Intraday



Source: Bloomberg, BSC Research

Exhibit 2

HNX-Index Intraday



Source: Bloomberg, BSC Research

Exhibit 3

Top 5 volume leaders

Ticker	Volume	Price	% Chg
HAR	10.94	4.3	-2.27
CII	7.28	25.3	5.42
FLC	4.66	6.5	0
DLG	3.7	7.1	1.43
BCG	3.4	7.2	5.88

Source: Bloomberg, BSC Research

Stock recommendations

Short-term portfolio

No.	Ticker	Date	Buy price	Current price	1w performance	Unrealized gain/ loss	Cutlosses	Target
1	FPT	14/3/2016	48.7	47.8	-0.2%	-1.8%	45.3	54.5
2	GMD	14/3/2016	40.4	38.4	-1.8%	-5.0%	37.6	45.2
3	DPS	22/3/2016	6.4	6.6	4.8%	3.1%	6.0	7.2
4	GTN	21/3/2016	15.8	16.6	3.8%	5.1%	14.7	17.7
Average					1.6%	0.3%		

Source: BSC Research

CANSLIM portfolio

No.	Ticker	Date	Buy price	Current price	1w performance	Unrealized gain/ loss	Cutlosses	Target
1	CMG	19/10/2015	14.7	15.3	-3.8%	4.1%	13.4	17.5
2	APC	18/12/2015	18	16.9	-4.0%	-6.1%	16.7	21.6
3	VIC	7/7/2015	38	47.2	3.1%	24.2%	35.3	45.6
4	ELC	22/2/2016	23.7	23	-2.1%	-3.0%	22.0	28.44
5	PGD	29/2/2016	35.7	40.5	7.1%	13.4%	33.2	42.84
Average					0.1%	6.5%		

Source: BSC Research

Market statistics

Top 5 leaders on the HSX

Ticker	Price	% Chg	Index pt	Volume
VNM	141	2.92	2.409	2.12MLN
GAS	44.1	2.56	1.056	1.02MLN
EIB	10.5	2.94	0.186	421690
BVH	51.5	0.98	0.171	295870
CII	25.3	5.42	0.17	7.28MLN

Top 5 laggards on the HSX

Ticker	Price	% Chg	Index pt	Volume
VCB	41.7	-0.71	-0.401	594270
VIC	47.2	-0.84	-0.389	289730
STB	10.1	-1.94	-0.149	623360
VCF	163	-4.12	-0.093	40
DHG	86	-1.15	-0.044	66120

Top 5 gainers on the HSX

Ticker	Price	% Chg	Index pt	Volume
VNH	1.2	9.09	0	79170
TTF	21.8	6.86	0.098	402740
HLG	6.3	6.78	0.009	13400
FMC	22.2	6.73	0.014	389770
VPS	20.7	6.7	0.011	610

Top 5 losers on the HSX

Ticker	Price	% Chg	Index pt	Volume
VLF	1.2	-7.69	-0.001	11900
HOT	21.9	-6.81	-0.006	10
SVI	34.5	-6.76	-0.016	2760
HVX	4.3	-6.52	-0.006	680
LHG	25.9	-6.16	-0.022	1.13MLN

Source: Bloomberg, BSC Research

Top 5 leaders on HNX

Ticker	Price	% Chg	Index pt	Volume
ACB	18.2	1.68	0.146	32600
PVS	15.9	1.92	0.07	1.08MLN
NET	47.3	10	0.036	364100
DGL	45.4	3.18	0.034	5100
NVB	5.8	3.57	0.031	12200

Top 5 laggards on the HNX

Ticker	Price	% Chg	Index pt	Volume
OCH	6.3	-7.35	-0.052	4900
VCG	9.9	-1.98	-0.046	385400
CEO	11.5	-5.74	-0.025	156300
VMC	25.8	-9.79	-0.015	1000
AAA	16.8	-2.89	-0.013	160000

Top 5 gainers on the HNX

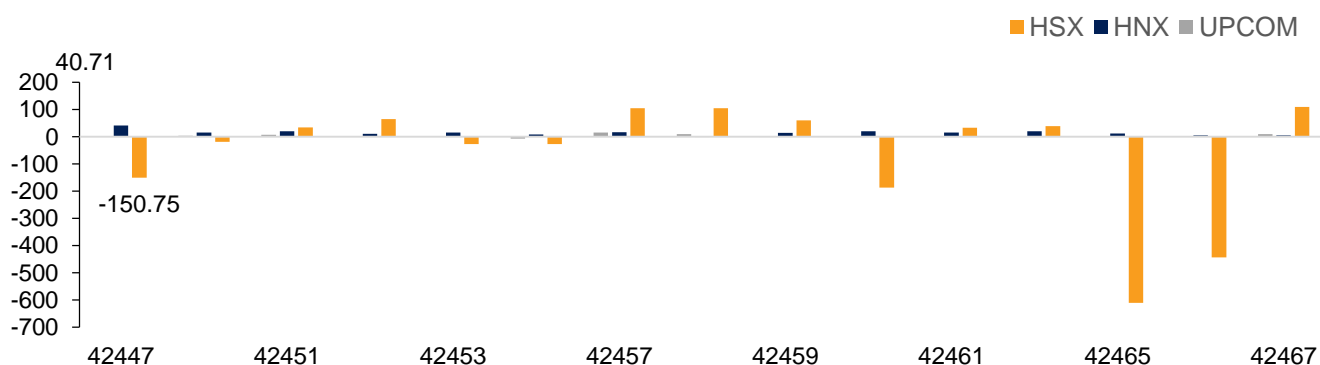
Ticker	Price	% Chg	Index pt	Volume
CAN	26.4	10	0.006	200
KHL	2.2	10	0.001	179700
NET	47.3	10	0.036	364100
QHD	59.4	10	0.012	37100
SAP	12.1	10	0.001	100

Top 5 losers on the HNX

Ticker	Price	% Chg	Index pt	Volume
AMV	3.6	-10	0	200
ONE	9.1	-9.9	-0.003	31100
DID	4.6	-9.8	-0.002	10100
NHA	9.3	-9.71	-0.005	100
KMT	5.8	-9.38	-0.004	500

Exhibit 3

Foreign transaction



Source: HSX, HNX, BSC Research

Disclosure

The information, statements, forecasts and projections contained herein, including any expression of opinion, are based upon sources believed to be reliable but their accuracy completeness or correctness are not guaranteed. Expressions of opinion herein were arrived at after due and careful consideration and they were based upon the best information then known to us, and in our opinion are fair and reasonable in the circumstances prevailing at the time. Expressions of opinion contained herein are subject to change without notice. This document is not, and should not be construed as, an offer or the solicitation of an offer to buy or sell any securities. BSC and other companies in the BSC and/or their officers, directors and employees may have positions and may affect transactions in securities of companies mentioned herein and may also perform or seek to perform investment banking services for these companies. This document is for private circulation only and is not for publication in the press or elsewhere. BSC accepts no liability whatsoever for any direct or consequential loss arising from any use of this or its content. The use of any information, statements forecasts and projections contained herein shall be at the sole discretion and risk of the user. No part of this material may be (i) copied, photocopied or duplicated in any form by any mean or (ii) redistributed without the prior written consent of BIDV Securities Company (BSC).

BSC Headquarters

BIDV Tower, 10th & 11th Floor
35 Hang Voi, Hoan Kiem, Hanoi
Tel: +84 4 3935 2722
Fax: +84 4 2220 0669

Ho Chi Minh City Office

146 Nguyen Cong Tru St, 9th Floor
District 1, HCMC
Tel: +84 8 3821 8885
Fax: +84 8 3821 8510

<http://www.bsc.com.vn>

Bloomberg: BSCV <GO>

