

Fri, April 8, 2016

Vietnam Daily Review

Week ahead: The end of the technical recover

BSC's Forecast on the stock market

| | Negative | Neutral | Positive |
|---------------------|----------|---------|----------|
| Day 11/4/2016 | | | • |
| Week 11/4-15/4/2016 | • | | |
| Month 4/2016 | | • | |

Summary

Two main exchanges remained upward momentum, but with decreasing amplitude. HNX-Index increased more positively when the demand enhanced in the end of the session. Whereas, UPCOM Index is the only index fell during the day. Market breadth was fundamentally rebalanced.

Foreigners remained were net buyers on the Vietnam stock market. However, the demand on the HSX overshadowed by strong net sales value in shares MSN.

Closing the week, VN-Index and HNX-Index gained quite good; UPCOM-Index slightly decreased.

Recommendation

Market sentiment signs more precarious after the session today. The rise (if any) in the next week could depend on the stability of the pillars shares.

Investors are careful in trading of new shares when the market re-test the support level next week.

BSC RESEARCH

Head of Research

Tran Thang Long
longtt@bsc.com.vn

Macro & Market Team

Bui Nguyen Khoa
khoabn@bsc.com.vn

Vu Thanh Phong
phongvt@bsc.com.vn

Do Nam Tung
tungdn@bsc.com.vn

Nguyen Quoc Truong
truongnq@bsc.com.vn

VN-INDEX **572.34**

Value: 1989.97 bil **0.74 (0.13%)**
Foreigners (net): -VND 164.92 bil

HNX-INDEX **80.24**

Value: 525.06 bil **0.54 (0.68%)**
Foreigners (net): VND 2.54 bil

UPCOM-INDEX **59.05**

Value 384.54 bil **-0.85 (-1.42%)**
Foreigners (net): VND 0.279 bil

Macro indicators

| | Value | % Chg |
|------------------------|--------|-------|
| Crude oil | 38.6 | 3.5% |
| Gold | 1,233 | -0.6% |
| USDVND | 22,292 | 0.0% |
| EURVND | 25,361 | 0.0% |
| JPYVND | 20,502 | -0.5% |
| 1-month Interbank rate | 4.8% | - |
| 5yr VN Treasury Yield | 6.3% | - |

Source: Bloomberg, BSC Research

Content

| | |
|-----------------------|---|
| Market highlights | 2 |
| Stock recommendations | 3 |
| Market statistics | 4 |

This report must be read with the Disclosure, located at the end of this report.

Do Nam Tung

Quantitative Analyst

tungdn@bsc.com.vn

Market highlights

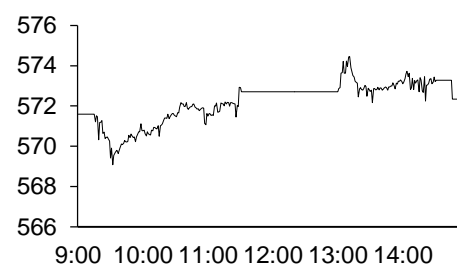
Foreigners were net sellers on the HOSE and on the HNX today. The large-cap stocks led alternately the market this week, recorded positive from VNM, CSM, DRC, HPG, HSG, KDC in this session.

Recommendations

Market index increased 0.74 points and hold above the support 570. The market demand weaken, the VN-Index is still moving in the area of risk. Investors are careful in trading of new shares when the market re-test the support level next week.

Exhibit 1

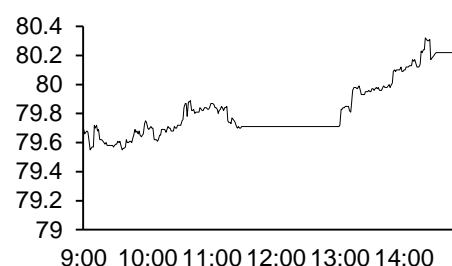
VN-Index Intraday



Source: Bloomberg, BSC Research

Exhibit 2

HNX-Index Intraday



Source: Bloomberg, BSC Research

Exhibit 3

Top 5 volume leaders

| Ticker | Volume | Price | % Chg |
|--------|--------|-------|-------|
| HAI | 9.85 | 5.7 | 0 |
| HPG | 7.08 | 30.8 | 2.33 |
| FLC | 5.12 | 6.4 | -1.54 |
| HAR | 4.68 | 4.5 | 4.65 |
| OGC | 3.52 | 3.2 | 3.23 |

Source: Bloomberg, BSC Research

Stock recommendations

Short-term portfolio

| No. | Ticker | Date | Buy price | Current price | 1w performance | Unrealized gain/ loss | Cutlosses | Target |
|----------------|--------|-----------|-----------|---------------|----------------|-----------------------|-----------|--------|
| 1 | FPT | 14/3/2016 | 48.7 | 47.6 | -0.6% | -2.3% | 45.3 | 54.5 |
| 2 | GMD | 14/3/2016 | 40.4 | 38.5 | -1.5% | -4.7% | 37.6 | 45.2 |
| 3 | DPS | 22/3/2016 | 6.4 | 6.5 | 3.2% | 1.6% | 6.0 | 7.2 |
| 4 | GTN | 21/3/2016 | 15.8 | 16.5 | 3.1% | 4.4% | 14.7 | 17.7 |
| Average | | | | | 1.0% | -0.2% | | |

Source: BSC Research

CANSLIM portfolio

| No. | Ticker | Date | Buy price | Current price | 1w performance | Unrealized gain/ loss | Cutlosses | Target |
|----------------|--------|------------|-----------|---------------|----------------|-----------------------|-----------|--------|
| 1 | CMG | 19/10/2015 | 14.7 | 15.2 | -4.4% | 3.4% | 13.4 | 17.5 |
| 2 | APC | 18/12/2015 | 18 | 17.2 | -2.3% | -4.4% | 16.7 | 21.6 |
| 3 | VIC | 7/7/2015 | 38 | 47.5 | 3.7% | 25.0% | 35.3 | 45.6 |
| 4 | ELC | 22/2/2016 | 23.7 | 23.1 | -1.7% | -2.5% | 22.0 | 28.44 |
| 5 | PGD | 29/2/2016 | 35.7 | 42 | 11.1% | 17.6% | 33.2 | 42.84 |
| Average | | | | | 1.3% | 7.8% | | |

Source: BSC Research

Market statistics

Top 5 leaders on the HSX

| Ticker | Price | % Chg | Index pt | Volume |
|--------|-------|-------|----------|---------|
| VNM | 143 | 1.42 | 1.204 | 1.05MLN |
| VIC | 47.5 | 0.64 | 0.292 | 600280 |
| HPG | 30.8 | 2.33 | 0.257 | 7.08MLN |
| DHG | 89.5 | 4.07 | 0.153 | 189310 |
| KDC | 25.4 | 4.53 | 0.142 | 856500 |

Top 5 laggards on the HSX

| Ticker | Price | % Chg | Index pt | Volume |
|--------|-------|-------|----------|--------|
| MSN | 69.5 | -2.11 | -0.562 | 599800 |
| VCB | 41.4 | -0.72 | -0.401 | 653640 |
| BVH | 50.5 | -1.94 | -0.341 | 220790 |
| BID | 16.8 | -0.59 | -0.171 | 259830 |
| MBB | 14.4 | -0.69 | -0.08 | 802720 |

Top 5 gainers on the HSX

| Ticker | Price | % Chg | Index pt | Volume |
|--------|-------|-------|----------|---------|
| SRF | 19.9 | 6.99 | 0.016 | 35490 |
| HVX | 4.6 | 6.98 | 0.006 | 1230 |
| STT | 4.6 | 6.98 | 0.001 | 32170 |
| BCG | 7.7 | 6.94 | 0.01 | 2.01MLN |
| VMD | 32.5 | 6.91 | 0.009 | 103940 |

Top 5 losers on the HSX

| Ticker | Price | % Chg | Index pt | Volume |
|--------|-------|-------|----------|---------|
| VLF | 1.1 | -8.33 | -0.001 | 39950 |
| KSS | 1.3 | -7.14 | -0.002 | 443060 |
| AGR | 2.9 | -6.45 | -0.021 | 531670 |
| COM | 42.8 | -6.14 | -0.02 | 40 |
| BGM | 3.1 | -6.06 | -0.005 | 1.61MLN |

Source: Bloomberg, BSC Research

Top 5 leaders on HNX

| Ticker | Price | % Chg | Index pt | Volume |
|--------|-------|-------|----------|---------|
| VCG | 10.8 | 9.09 | 0.207 | 3.50MLN |
| ACB | 18.5 | 1.65 | 0.146 | 51400 |
| VCS | 91 | 4.6 | 0.11 | 82100 |
| LAS | 30.2 | 4.86 | 0.057 | 413900 |
| SHB | 6.5 | 1.56 | 0.049 | 536800 |

Top 5 laggards on the HNX

| Ticker | Price | % Chg | Index pt | Volume |
|--------|-------|-------|----------|---------|
| NVB | 5.4 | -6.9 | -0.063 | 5800 |
| OCH | 5.7 | -9.52 | -0.062 | 600 |
| PVX | 2.6 | -3.7 | -0.021 | 499000 |
| HGM | 35 | -7.89 | -0.02 | 2000 |
| HKB | 19.8 | -8.33 | -0.019 | 1.10MLN |

Top 5 gainers on the HNX

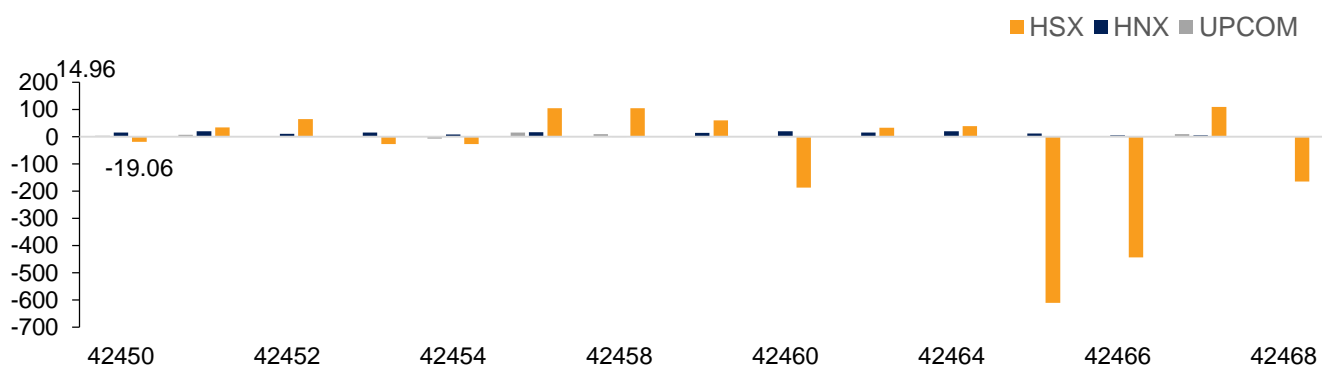
| Ticker | Price | % Chg | Index pt | Volume |
|--------|-------|-------|----------|--------|
| NHC | 30.8 | 10 | 0.004 | 100 |
| TST | 5.5 | 10 | 0.001 | 29100 |
| SGH | 26.9 | 9.8 | 0.004 | 300 |
| HAD | 45 | 9.76 | 0.008 | 1100 |
| LCD | 7.9 | 9.72 | 0.001 | 100 |

Top 5 losers on the HNX

| Ticker | Price | % Chg | Index pt | Volume |
|--------|-------|-------|----------|--------|
| CTN | 2.7 | -10 | -0.001 | 2100 |
| ONE | 9.1 | -9.9 | -0.003 | 31100 |
| DID | 4.6 | -9.8 | -0.002 | 10100 |
| NHA | 9.3 | -9.71 | -0.005 | 100 |
| KMT | 5.8 | -9.38 | -0.004 | 500 |

Exhibit 3

Foreign transaction



Source: HSX, HNX, BSC Research

Disclosure

The information, statements, forecasts and projections contained herein, including any expression of opinion, are based upon sources believed to be reliable but their accuracy completeness or correctness are not guaranteed. Expressions of opinion herein were arrived at after due and careful consideration and they were based upon the best information then known to us, and in our opinion are fair and reasonable in the circumstances prevailing at the time. Expressions of opinion contained herein are subject to change without notice. This document is not, and should not be construed as, an offer or the solicitation of an offer to buy or sell any securities. BSC and other companies in the BSC and/or their officers, directors and employees may have positions and may affect transactions in securities of companies mentioned herein and may also perform or seek to perform investment banking services for these companies. This document is for private circulation only and is not for publication in the press or elsewhere. BSC accepts no liability whatsoever for any direct or consequential loss arising from any use of this or its content. The use of any information, statements forecasts and projections contained herein shall be at the sole discretion and risk of the user. No part of this material may be (i) copied, photocopied or duplicated in any form by any mean or (ii) redistributed without the prior written consent of BIDV Securities Company (BSC).

BSC Headquarters

BIDV Tower, 10th & 11th Floor
35 Hang Voi, Hoan Kiem, Hanoi
Tel: +84 4 3935 2722
Fax: +84 4 2220 0669

Ho Chi Minh City Office

146 Nguyen Cong Tru St, 9th Floor
District 1, HCMC
Tel: +84 8 3821 8885
Fax: +84 8 3821 8510

<http://www.bsc.com.vn>

Bloomberg: BSCV <GO>

