



Mon, April 11, 2016

## Vietnam Daily Review

VN-Index is likely to pass 580 thank to large-caps

### BSC's Forecast on the stock market

	Negative	Neutral	Positive
Day 12/4/2016			•
Week 11/4-15/4/2016	•		
Month 4/2016		•	

### Summary

The market rose sharply in the first day of week. The most advance are VIC, followed by BVH, GAS, MSN and VCB, that made VN-Index approach the resistance level of 580 points during the day. Investors' psychology were generally positive, especially on HSX and UPCOM.

Foreign investors continued buying on the floor.

### Recommendation

VIC has played pivotal role, inspire investors in today's session. In the next session, the market's upward momentum could continue to be maintained. VNM is the ticker that could lead the market in the next few sessions.

Investors consider decreasing the proportion of stocks in strong gain beats, limit buy on momentum by VN-Index still approaches the strong resistance of 580 points. Only buy in the reduction corrections.

### BSC RESEARCH

#### Head of Research

**Tran Thang Long**  
longtt@bsc.com.vn

#### Macro & Market Team

**Bui Nguyen Khoa**  
khoabn@bsc.com.vn

**Vu Thanh Phong**  
phongvt@bsc.com.vn

**Do Nam Tung**  
tungdn@bsc.com.vn

**Nguyen Quoc Truong**  
truongnq@bsc.com.vn

**VN-INDEX** **579.27**  
Value: 1989.97 bil **6.93 (1.21%)**  
Foreigners (net): VND 156.22 bil

**HNX-INDEX** **80.66**  
Value: 621.63 bil **0.42 (0.52%)**  
Foreigners (net): VND 7.8 bil

**UPCOM-INDEX** **59.85**  
Value 82.06 bil **0.8 (1.35%)**  
Foreigners (net): VND 0.2 bil

#### Macro indicators

	Value	% Chg
Crude oil	39.5	-0.6%
Gold	1,249	0.8%
USDVND	22,280	-0.1%
EURVND	25,400	-0.1%
JPYVND	20,616	-0.1%
1-month Interbank rate	4.9%	-
5yr VN Treasury Yield	6.4%	-

Source: Bloomberg, BSC Research

#### Content

Market highlights	2
Stock recommendations	3
Market statistics	4

This report must be read with the Disclosure, located at the end of this report.

---

**Nguyen Quoc Truong**
*Research Analyst*

truongnq@bsc.com.vn

---

## Market highlights

Index closed near the threshold of 580 points by leading VIC.  
Market breadth was positive with 282 gainers/169 decliners.  
Some stocks which surged on price and volume today were VGC (+10%), DDV (+ 9.7%), TTZ (+7.1%) and SVC (+6.9%).

## Recommendations

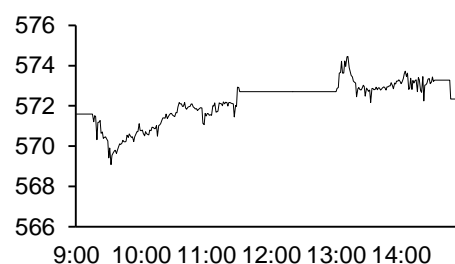
Market developments was positive of the day when a lot of stocks increased positive, typically as real estate (VIC, KDH, TDH), construction (HBC, FCN). After VNM, turned to VIC lead the market today. We suppose that the resistance level of 580 points was still strong resistance, and VN-Index will not be easy to pass the threshold. Therefore, profit taking will take place more powerful in the next 1-2 sessions and trading volume will likely increase.

Investors consider decreasing the proportion of stocks in strong gain beats, limit buy on momentum by VN-Index still approaches the strong resistance of 580 points. Only buy in the reduction corrections.

Exhibit 1

**VN-Index Intraday**


---

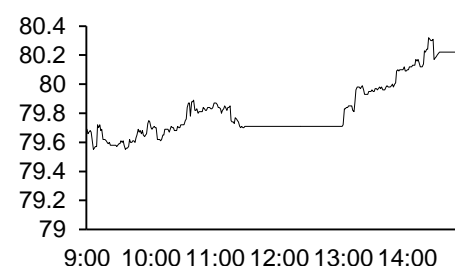


Source: Bloomberg, BSC Research

Exhibit 2

**HNX-Index Intraday**


---



Source: Bloomberg, BSC Research

Exhibit 3

**Top 5 volume leaders**

Ticker	Volume	Price	% Chg
FLC	9.85	5.7	0
HPG	7.08	30.8	2.33
FLC	5.12	5.7	0
HAR	4.68	4.5	4.65
OGC	3.52	3.2	3.23

Source: Bloomberg, BSC Research

## Stock recommendations

### Short-term portfolio

No.	Ticker	Date	Buy price	Current price	1w performance	Unrealized gain/ loss	Cutlosses	Target
1	FPT	14/3/2016	48.7	47.9	0.0%	-1.6%	45.3	54.5
2	GMD	14/3/2016	40.4	39.6	1.3%	-2.0%	37.6	45.2
3	DPS	22/3/2016	6.4	6.5	3.2%	1.6%	6.0	7.2
4	GTN	21/3/2016	15.8	16.4	2.5%	3.8%	14.7	17.7
<b>Average</b>					<b>1.7%</b>	<b>0.4%</b>		

Source: BSC Research

### CANSLIM portfolio

No.	Ticker	Date	Buy price	Current price	1w performance	Unrealized gain/ loss	Cutlosses	Target
1	CMG	19/10/2015	14.7	15.2	-4.4%	3.4%	13.4	17.5
2	APC	18/12/2015	18	17.2	-2.3%	-4.4%	16.7	21.6
3	VIC	7/7/2015	38	50.5	10.3%	32.9%	35.3	45.6
4	ELC	22/2/2016	23.7	23.5	0.0%	-0.8%	22.0	28.44
5	PGD	29/2/2016	35.7	43.3	14.6%	21.3%	33.2	42.84
<b>Average</b>					<b>3.6%</b>	<b>10.5%</b>		

Source: BSC Research

## Market statistics

### Top 5 leaders on the HSX

Ticker	Price	% Chg	Index pt	Volume
VIC	143	1.42	1.204	1.05MLN
VIC	47.5	0.64	0.292	600280
HPG	30.8	2.33	0.257	7.08MLN
DHG	89.5	4.07	0.153	189310
KDC	25.4	4.53	0.142	856500

### Top 5 laggards on the HSX

Ticker	Price	% Chg	Index pt	Volume
CTG	69.5	-2.11	-0.562	599800
VCB	41.4	-0.72	-0.401	653640
BVH	50.5	-1.94	-0.341	220790
BID	16.8	-0.59	-0.171	259830
MBB	14.4	-0.69	-0.08	802720

### Top 5 gainers on the HSX

Ticker	Price	% Chg	Index pt	Volume
KSH	19.9	6.99	0.016	35490
HVX	4.6	6.98	0.006	1230
STT	4.6	6.98	0.001	32170
BCG	7.7	6.94	0.01	2.01MLN
VMD	32.5	6.91	0.009	103940

### Top 5 losers on the HSX

Ticker	Price	% Chg	Index pt	Volume
VLF	1.1	-8.33	-0.001	39950
KSS	1.3	-7.14	-0.002	443060
AGR	2.9	-6.45	-0.021	531670
COM	42.8	-6.14	-0.02	40
BGM	3.1	-6.06	-0.005	1.61MLN

Source: Bloomberg, BSC Research

### Top 5 leaders on HNX

Ticker	Price	% Chg	Index pt	Volume
VCS	10.8	9.09	0.207	3.50MLN
ACB	18.5	1.65	0.146	51400
VCS	91	4.6	0.11	82100
LAS	30.2	4.86	0.057	413900
SHB	6.5	1.56	0.049	536800

### Top 5 laggards on the HNX

Ticker	Price	% Chg	Index pt	Volume
SHB	5.4	-6.9	-0.063	5800
OCH	5.7	-9.52	-0.062	600
PVX	2.6	-3.7	-0.021	499000
HGM	35	-7.89	-0.02	2000
HKB	19.8	-8.33	-0.019	1.10MLN

### Top 5 gainers on the HNX

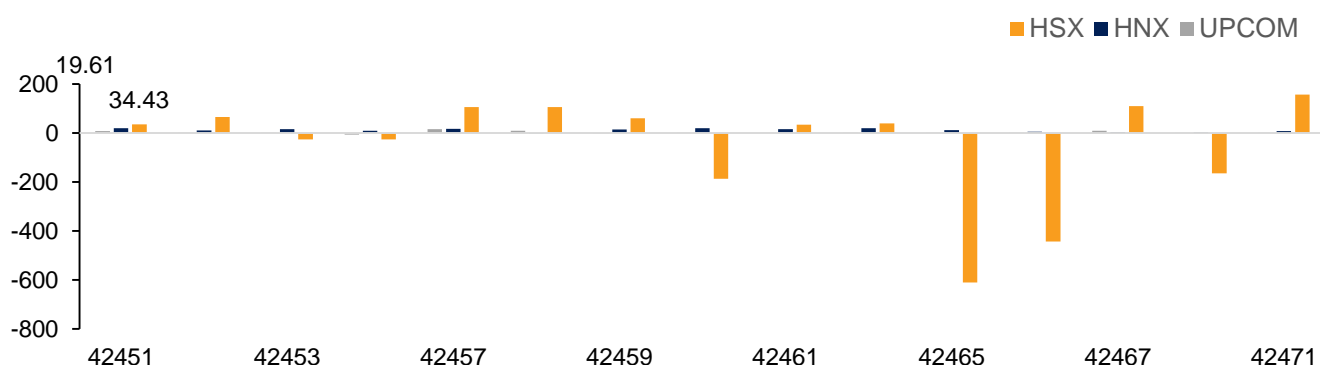
Ticker	Price	% Chg	Index pt	Volume
BAM	30.8	10	0.004	100
TST	5.5	10	0.001	29100
SGH	26.9	9.8	0.004	300
HAD	45	9.76	0.008	1100
LCD	7.9	9.72	0.001	100

### Top 5 losers on the HNX

Ticker	Price	% Chg	Index pt	Volume
ADC	2.7	-10	-0.001	2100
ONE	9.1	-9.9	-0.003	31100
DID	4.6	-9.8	-0.002	10100
NHA	9.3	-9.71	-0.005	100
KMT	5.8	-9.38	-0.004	500

Exhibit 3

### Foreign transaction



Source: HSX, HNX, BSC Research

## Disclosure

*The information, statements, forecasts and projections contained herein, including any expression of opinion, are based upon sources believed to be reliable but their accuracy completeness or correctness are not guaranteed. Expressions of opinion herein were arrived at after due and careful consideration and they were based upon the best information then known to us, and in our opinion are fair and reasonable in the circumstances prevailing at the time. Expressions of opinion contained herein are subject to change without notice. This document is not, and should not be construed as, an offer or the solicitation of an offer to buy or sell any securities. BSC and other companies in the BSC and/or their officers, directors and employees may have positions and may affect transactions in securities of companies mentioned herein and may also perform or seek to perform investment banking services for these companies. This document is for private circulation only and is not for publication in the press or elsewhere. BSC accepts no liability whatsoever for any direct or consequential loss arising from any use of this or its content. The use of any information, statements forecasts and projections contained herein shall be at the sole discretion and risk of the user. No part of this material may be (i) copied, photocopied or duplicated in any form by any mean or (ii) redistributed without the prior written consent of BIDV Securities Company (BSC).*

### **BSC Headquarters**

BIDV Tower, 10th & 11th Floor  
35 Hang Voi, Hoan Kiem, Hanoi  
Tel: +84 4 3935 2722  
Fax: +84 4 2220 0669

### **Ho Chi Minh City Office**

146 Nguyen Cong Tru St, 9th Floor  
District 1, HCMC  
Tel: +84 8 3821 8885  
Fax: +84 8 3821 8510

<http://www.bsc.com.vn>

Bloomberg: BSCV <GO>

