



Tue, April 19, 2016

Vietnam Daily Review

Break down 570 pts

BSC's Forecast on the stock market

	Negative	Neutral	Positive
Day 20/4/2016	•		
Week 18/4-22/4/2016	•		
Month 4/2016		•	

Summary

The large-cap stocks were mostly deep correction that the market lost the support level of 570 at the end of session, negative confirmation from the VNM, GAS, BVH .

Recommendation

Market demand weakened, the VN-Index is still moving in the riskier area.

Investors restructure the portfolio, reducing the proportion of shares when the market adjusts to a lower level of support in the next session.

BSC RESEARCH

Head of Research

Tran Thang Long

longtt@bsc.com.vn

Macro & Market Team

Bui Nguyen Khoa

khoabn@bsc.com.vn

Vu Thanh Phong

phongvt@bsc.com.vn

Do Nam Tung

tungdn@bsc.com.vn

Nguyen Quoc Truong

truongnq@bsc.com.vn

VN-INDEX 568.28

Value: 1910.94 bil

-11.58 (-2%)

Foreigners (net): -VND 0.4 bil

HNX-INDEX 79.42

Value: 447.87 bil

-0.84 (-1.05%)

Foreigners (net): VND 28 bil

UPCOM-INDEX 57.86

Value 93.5 bil

-0.68 (-1.16%)

Foreigners (net): VND 1.18 bil

Macro indicators

	Value	% Chg
Crude oil	40.2	1.1%
Gold	1,243	0.8%
USDVND	22,305	0.0%
EURVND	25,254	0.1%
JPYVND	20,434	-0.3%
1-month Interbank rate	4.8%	-
5yr VN Treasury Yield	6.5%	-

Source: Bloomberg, BSC Research

Content

Market highlights	2
Stock recommendations	3
Market statistics	4

This report must be read with the Disclosure, located at the end of this report.

Do Nam Tung

Quantitative Analyst

tungdn@bsc.com.vn

Market highlights

Foreigners were net sellers on the HOSE and net buyers on the HNX today.

The market fell deeper and liquidity increased, with 126 advancers / 333 decliners on both exchanges.

The large-cap stocks were mostly deep correction that the market lost the support level of 570 at the end of session, negative confirmation from the VNM, GAS, BVH .

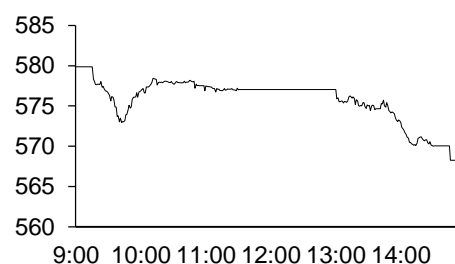
Recommendations

Market index decreased 11.58 points and couldn't keep conquering the resistance 570. Market demand weakened, the VN-Index is still moving in the riskier area.

Investors restructure the portfolio, reducing the proportion of shares when the market adjusts to a lower level of support in the next session.

Exhibit 1

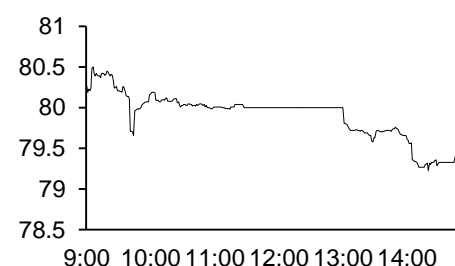
VN-Index Intraday



Source: Bloomberg, BSC Research

Exhibit 2

HNX-Index Intraday



Source: Bloomberg, BSC Research

Exhibit 3

Top 5 volume leaders

Ticker	Volume	Price	% Chg
HAI	6.77	4.9	-5.77
FLC	6.09	6.4	-1.54
VHG	4.4	5.5	-3.51
HAR	3.5	4.4	-4.35
HQC	3.1	5.5	-3.51

Source: Bloomberg, BSC Research

Stock recommendations

Short-term portfolio

No.	Ticker	Date	Buy price	Current price	1w performance	Unrealized gain/ loss	Cutlosses	Target
1	FPT	14/3/2016	48.7	47	-1.9%	-3.5%	45.3	54.5
2	GMD	14/3/2016	40.4	38.3	-2.0%	-5.2%	37.6	45.2
3	DPS	22/3/2016	6.4	7.2	14.3%	12.5%	6.0	7.2
4	GTN	21/3/2016	15.8	16	0.0%	1.3%	14.7	17.7
Average					2.6%	1.3%		

Source: BSC Research

CANSLIM portfolio

No.	Ticker	Date	Buy price	Current price	1w performance	Unrealized gain/ loss	Cutlosses	Target
1	CMG	19/10/2015	14.7	14.7	-7.5%	0.0%	13.4	17.5
2	APC	18/12/2015	18	16.9	-4.0%	-6.1%	16.7	21.6
3	VIC	7/7/2015	38	49.7	8.5%	30.8%	35.3	45.6
4	ELC	22/2/2016	23.7	22.3	-5.1%	-5.9%	22.0	28.44
5	PGD	29/2/2016	35.7	42.8	13.2%	19.9%	33.2	42.84
Average					1.0%	7.7%		

Source: BSC Research

Market statistics

Top 5 leaders on the HSX

Ticker	Price	% Chg	Index pt	Volume
VCF	168	6.33	0.133	10
TTF	27.3	6.64	0.119	758590
LGC	21	5	0.097	3350
MBB	14.4	0.7	0.08	449390
SKG	128	4.92	0.074	75620

Top 5 laggards on the HSX

Ticker	Price	% Chg	Index pt	Volume
VNM	139	-2.8	-2.409	1.12MLN
VIC	49.7	-4.42	-2.238	1.02MLN
GAS	44.3	-4.32	-1.92	1.54MLN
BID	15.6	-2.5	-0.686	1.10MLN
BVH	51	-2.86	-0.512	253910

Top 5 gainers on the HSX

Ticker	Price	% Chg	Index pt	Volume
DCL	21.4	7	0.014	206040
TTF	27.3	6.64	0.119	758590
TMP	29.3	6.55	0.063	10
AGM	13.4	6.35	0.007	138070
ATA	6.7	6.35	0.002	2.36MLN

Top 5 losers on the HSX

Ticker	Price	% Chg	Index pt	Volume
KSS	1.1	-8.33	-0.002	739750
VNH	1.1	-8.33	0	200810
SAV	9.3	-7	-0.003	860
DAT	36.1	-6.96	-0.052	18240
EVE	44.2	-6.95	-0.046	1.03MLN

Source: Bloomberg, BSC Research

Top 5 leaders on HNX

Ticker	Price	% Chg	Index pt	Volume
OCH	6.8	7.94	0.052	200
PSI	8.4	7.69	0.019	7700
VCS	90.6	0.67	0.017	86500
SGC	39.9	9.92	0.013	200
SCR	9	1.12	0.011	2.60MLN

Top 5 laggards on the HNX

Ticker	Price	% Chg	Index pt	Volume
PVS	15.8	-2.47	-0.093	1.37MLN
VCG	10.4	-2.8	-0.069	871900
PLC	29.7	-3.88	-0.05	140200
SHB	6.4	-1.54	-0.049	2.05MLN
ACB	17.8	-0.56	-0.049	27600

Top 5 gainers on the HNX

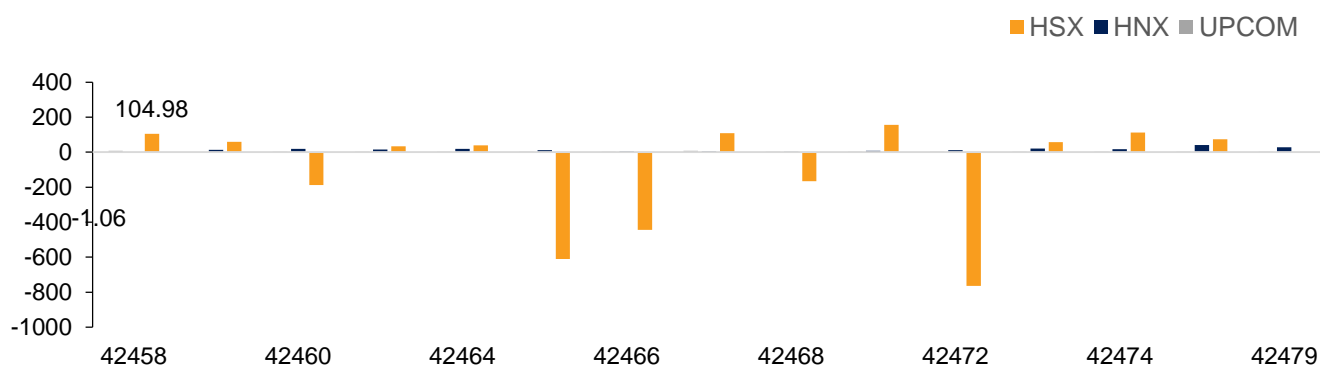
Ticker	Price	% Chg	Index pt	Volume
CKV	17.6	10	0.003	100
PCN	5.5	10	0.001	400
PTD	27.5	10	0.004	100
VTC	7.7	10	0.002	1500
CAN	27.7	9.92	0.007	100

Top 5 losers on the HNX

Ticker	Price	% Chg	Index pt	Volume
VCC	17.8	-17.97	-0.012	42000
ONE	9.1	-9.9	-0.003	31100
DID	4.6	-9.8	-0.002	10100
NHA	9.3	-9.71	-0.005	100
KMT	5.8	-9.38	-0.004	500

Exhibit 3

Foreign transaction



Source: HSX, HNX, BSC Research

Disclosure

The information, statements, forecasts and projections contained herein, including any expression of opinion, are based upon sources believed to be reliable but their accuracy completeness or correctness are not guaranteed. Expressions of opinion herein were arrived at after due and careful consideration and they were based upon the best information then known to us, and in our opinion are fair and reasonable in the circumstances prevailing at the time. Expressions of opinion contained herein are subject to change without notice. This document is not, and should not be construed as, an offer or the solicitation of an offer to buy or sell any securities. BSC and other companies in the BSC and/or their officers, directors and employees may have positions and may affect transactions in securities of companies mentioned herein and may also perform or seek to perform investment banking services for these companies. This document is for private circulation only and is not for publication in the press or elsewhere. BSC accepts no liability whatsoever for any direct or consequential loss arising from any use of this or its content. The use of any information, statements forecasts and projections contained herein shall be at the sole discretion and risk of the user. No part of this material may be (i) copied, photocopied or duplicated in any form by any mean or (ii) redistributed without the prior written consent of BIDV Securities Company (BSC).

BSC Headquarters

BIDV Tower, 10th & 11th Floor
35 Hang Voi, Hoan Kiem, Hanoi
Tel: +84 4 3935 2722
Fax: +84 4 2220 0669

Ho Chi Minh City Office

146 Nguyen Cong Tru St, 9th Floor
District 1, HCMC
Tel: +84 8 3821 8885
Fax: +84 8 3821 8510

<http://www.bsc.com.vn>

Bloomberg: BSCV <GO>

