



Wed, April 27, 2016

Vietnam Daily Review

VN-Index to conquer 600 points (2)

BSC's Forecast on the stock market

	Negative	Neutral	Positive
Day 28/4/2016			•
Week 25/4-29/4/2016			•
Month 4/2016		•	

Summary

Correction took place today, when all three indices turned down. VN-Index even exceeded over 600 pts gently session earlier this morning. Market sentiment weakened partly, and market breadth narrowed.

Foreigners were net buyers back on all 3 floors today.

Recommendation

Fluctuation today was predictable. We expect that this is a normal reaction of the market before conquering new level.

Investors can reduce the weights of portfolio when the market approaches the lower support with an increase in liquidity.

BSC RESEARCH

Head of Research

Tran Thang Long
longtt@bsc.com.vn

Macro & Market Team

Bui Nguyen Khoa
khoabn@bsc.com.vn

Vu Thanh Phong
phongvt@bsc.com.vn

Do Nam Tung
tungdn@bsc.com.vn

Nguyen Quoc Truong
truongnq@bsc.com.vn

VN-INDEX **593.96**

Value: 2029.15 bil **-4.52 (-0.76%)**

Foreigners (net): VND 61.49 bil

HNX-INDEX **80.29**

Value: 506.06 bil **-0.72 (-0.89%)**

Foreigners (net): VND 8.4 bil

UPCOM-INDEX **58.47**

Value 83.75 bil **-0.21 (-0.36%)**

Foreigners (net): VND 5.88 bil

Macro indicators

	Value	% Chg
Crude oil	44.9	1.9%
Gold	1,246	0.2%
USDVND	22,305	0.1%
EURVND	25,242	0.2%
JPYVND	20,050	0.1%
1-month Interbank rate	4.6%	-
5yr VN Treasury Yield	6.4%	-

Source: Bloomberg, BSC Research

Content

Market highlights	2
Stock recommendations	3
Market statistics	4

This report must be read with the Disclosure, located at the end of this report.

Do Nam Tung

Quantitative Analyst

tungdn@bsc.com.vn

Market highlights

Foreigners were net sellers on the HOSE and on the HNX today.

The market weakened sharply during this session and maintain liquidity, with 169 advancers /252 decliners on both exchanges.

Market index fell during the session some impact from the correction of the large-cap stocks today, typically have BVH, VNM, VCB, noting the positive gains from the oil and gas group.

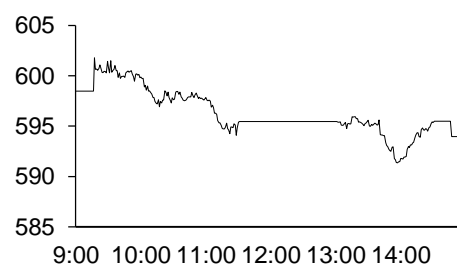
Recommendations

Market index corrected 4.52 points, inspection occurs at support level of 590 today, reaching 593.96 points at the end of the session. Market demand improved significantly and the VN-Index has been moving in a safe area.

Investors can reduce the weights of portfolio when the market approaches the lower support with an increase in liquidity.

Exhibit 1

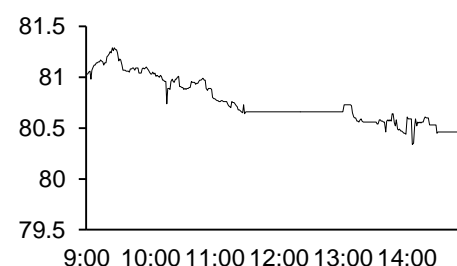
VN-Index Intraday



Source: Bloomberg, BSC Research

Exhibit 2

HNX-Index Intraday



Source: Bloomberg, BSC Research

Exhibit 3

Top 5 volume leaders

Ticker	Volume	Price	% Chg
FLC	19.66	7	2.94
HAG	8.24	8	1.27
BHS	7.95	19.9	-3.4
HNG	5.63	8.2	5.13
ITA	4.13	4.7	0

Source: Bloomberg, BSC Research

Stock recommendations

Short-term portfolio

No.	Ticker	Date	Buy price	Current price	1w performance	Unrealized gain/ loss	Cutlosses	Target
1	FPT	14/3/2016	48.7	47.7	-0.4%	-2.1%	45.3	54.5
2	GMD	14/3/2016	40.4	39.8	1.8%	-1.5%	37.6	45.2
3	DPS	22/3/2016	6.4	6.9	9.5%	7.8%	6.0	7.2
4	GTN	21/3/2016	15.8	16.7	4.4%	5.7%	14.7	17.7
Average					3.8%	2.5%		

Source: BSC Research

CANSLIM portfolio

No.	Ticker	Date	Buy price	Current price	1w performance	Unrealized gain/ loss	Cutlosses	Target
1	CMG	19/10/2015	14.7	14.9	-6.3%	1.4%	13.4	17.5
2	APC	18/12/2015	18	17.1	-2.8%	-5.0%	16.7	21.6
3	VIC	7/7/2015	38	53	15.7%	39.5%	35.3	45.6
4	ELC	22/2/2016	23.7	22.5	-4.3%	-5.1%	22.0	28.44
5	PGD	29/2/2016	35.7	44.4	17.5%	24.4%	33.2	42.84
Average					4.0%	11.0%		

Source: BSC Research

Market statistics

Top 5 leaders on the HSX

Ticker	Price	% Chg	Index pt	Volume
GAS	50.5	2.02	0.96	1.11MLN
MSN	69.5	0.72	0.187	381930
HNG	8.2	5.13	0.154	4.13MLN
HT1	27	2.66	0.112	69000
KBC	13.6	3.03	0.095	3.06MLN

Top 5 laggards on the HSX

Ticker	Price	% Chg	Index pt	Volume
VCB	46	-2.54	-1.604	1.19MLN
VNM	138	-1.43	-1.205	557430
VIC	53	-1.85	-0.973	974580
CTG	16.5	-2.37	-0.747	1.76MLN
BID	17	-1.73	-0.514	1.22MLN

Top 5 gainers on the HSX

Ticker	Price	% Chg	Index pt	Volume
VLF	1.2	9.09	0.001	27230
HVX	4.6	6.98	0.006	40
SII	24.7	6.93	0.047	140
SVI	43.8	6.83	0.018	10
TAC	55	6.8	0.033	330

Top 5 losers on the HSX

Ticker	Price	% Chg	Index pt	Volume
VNH	1	-9.09	0	148830
TDW	26	-6.81	-0.008	20
LHG	23.8	-6.67	-0.022	1.10MLN
HLG	6	-6.25	-0.009	30000
ATA	4.6	-6.12	-0.002	26790

Source: Bloomberg, BSC Research

Top 5 leaders on HNX

Ticker	Price	% Chg	Index pt	Volume
S55	43.6	3.56	0.029	113500
NHC	41.5	6.41	0.023	100
CHP	18.1	1.12	0.013	49700
PVG	8.1	1.25	0.012	34900
VBC	59	1.72	0.01	1900

Top 5 laggards on the HNX

Ticker	Price	% Chg	Index pt	Volume
NTP	67.5	-1.89	-0.204	25800
TV2	106.5	-5.67	-0.14	8200
ACB	17.8	-1.11	-0.098	251000
DNP	39	-8.67	-0.052	49100
QHD	69.4	-7.22	-0.052	25300

Top 5 gainers on the HNX

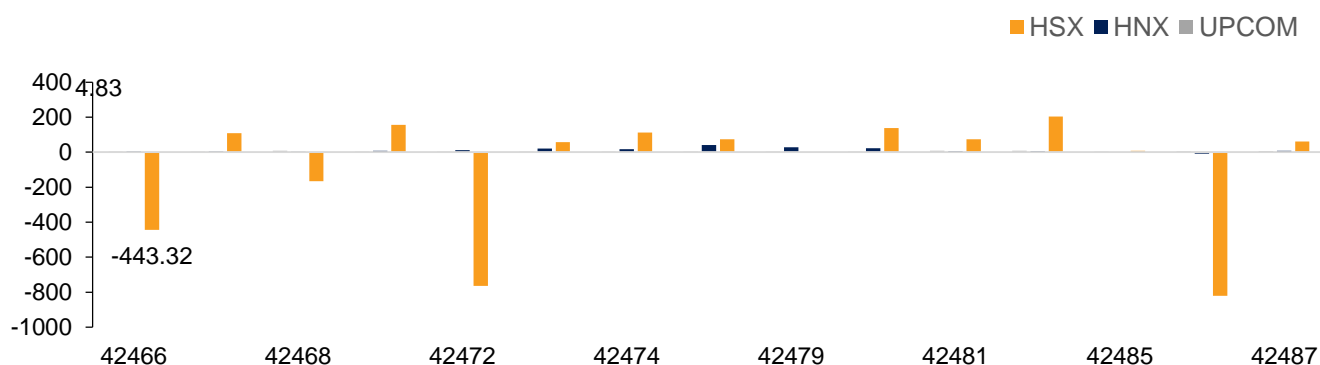
Ticker	Price	% Chg	Index pt	Volume
MCO	2.2	10	0.002	3000
HTC	53.2	9.92	0.005	79900
PMP	15.9	9.66	0.005	1500
CLM	14.8	9.63	0.007	3000
APP	11.6	9.43	0.002	1400

Top 5 losers on the HNX

Ticker	Price	% Chg	Index pt	Volume
NST	13.5	-10	-0.048	100
ONE	9.1	-9.9	-0.003	31100
DID	4.6	-9.8	-0.002	10100
NHA	9.3	-9.71	-0.005	100
KMT	5.8	-9.38	-0.004	500

Exhibit 3

Foreign transaction



Source: HSX, HNX, BSC Research

Disclosure

The information, statements, forecasts and projections contained herein, including any expression of opinion, are based upon sources believed to be reliable but their accuracy completeness or correctness are not guaranteed. Expressions of opinion herein were arrived at after due and careful consideration and they were based upon the best information then known to us, and in our opinion are fair and reasonable in the circumstances prevailing at the time. Expressions of opinion contained herein are subject to change without notice. This document is not, and should not be construed as, an offer or the solicitation of an offer to buy or sell any securities. BSC and other companies in the BSC and/or their officers, directors and employees may have positions and may affect transactions in securities of companies mentioned herein and may also perform or seek to perform investment banking services for these companies. This document is for private circulation only and is not for publication in the press or elsewhere. BSC accepts no liability whatsoever for any direct or consequential loss arising from any use of this or its content. The use of any information, statements forecasts and projections contained herein shall be at the sole discretion and risk of the user. No part of this material may be (i) copied, photocopied or duplicated in any form by any mean or (ii) redistributed without the prior written consent of BIDV Securities Company (BSC).

BSC Headquarters

BIDV Tower, 10th & 11th Floor
35 Hang Voi, Hoan Kiem, Hanoi
Tel: +84 4 3935 2722
Fax: +84 4 2220 0669

Ho Chi Minh City Office

146 Nguyen Cong Tru St, 9th Floor
District 1, HCMC
Tel: +84 8 3821 8885
Fax: +84 8 3821 8510

<http://www.bsc.com.vn>

Bloomberg: BSCV <GO>

