



Wed, May 11, 2016

Vietnam Daily Review

Market driven by news

BSC's Forecast on the stock market

	Negative	Neutral	Positive
Day 12/5/2016			•
Week 9/5-13/5/2016		•	
Month 5/2016			•

Summary

Bluechips with a strong increase altogether, including VNM (+2.1%), VIC (+2.9%), GAS (+2%) and CTG(+3.4%) have pulled VN-Index tangled to the resistance at 615 points according to weekly S-H-S pattern. Today, advances have outnumbered decliners but market liquidity kept decreasing the fourth day in a row. HNX ended up slightly along with higher level of liquidity.

VNM was back to be the driver for the increase of VN-Index. Trading volume from put-through increased sharply, especially in HPG with 11 million and TTF with 41.5 million. Unusual volume has been seen in TLH which had the highest gain and volume today.

Recommendation

Large - caps reached high prices, the current market sentiment can be continued tomorrow but with a limited possibility for short-term gains.

Investors consider lowering the stock proportion.

BSC RESEARCH

Head of Research

Tran Thang Long
longtt@bsc.com.vn

Macro & Market Team

Bui Nguyen Khoa
khoabn@bsc.com.vn

Vu Thanh Phong
phongvt@bsc.com.vn

Do Nam Tung
tungdn@bsc.com.vn

Nguyen Quoc Truong
truongnq@bsc.com.vn

VN-INDEX **614.06**
Value: 1779.56 bil **9.01 (1.49%)**
Foreigners (net): -VND 198.16 bil

HNX-INDEX **203/1900**
Value: 425.18 bil **0.21 (0.26%)**
Foreigners (net): VND 7.04 bil

UPCOM-INDEX **252/1900**
Value 71.98 bil **0.94 (1.69%)**
Foreigners (net): VND 4.21 bil

Macro indicators

	Value	% Chg
Crude oil	44.3	-0.8%
Gold	1,273	0.5%
USDVND	22,297	0.0%
EURVND	25,410	0.0%
JPYVND	20,510	0.5%
1-month Interbank rate	4.4%	-
5yr VN Treasury Yield	6.4%	-

Source: Bloomberg, BSC Research

Content

Market highlights	2/1/1900
Stock recommendations	3/1/1900
Market statistics	4/1/1900

This report must be read with the Disclosure, located at the end of this report.

Nguyen Quoc Truong
Research Analyst

truongnq@bsc.com.vn

Market highlights

Insurance, oil&gas and bank stocks led the market today. HPG had an impressive transactions with 2.5 million shares changed hands.

Market breadth was positive with 259 advancers / 165 decliners on both exchanges.

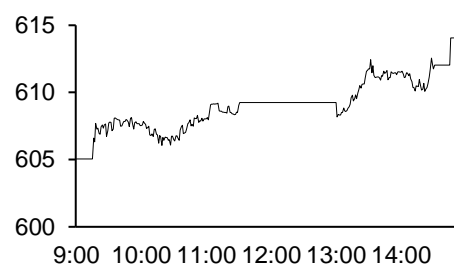
Recommendations

The market is now being driven entirely by large-caps. The recent positive news occasionally appearing has supported positively for the rise of these stocks. The news that Obama is going to visit Vietnam next weekend is expected to continually put positive impact on the market, resulting in a higher point of VN-Index, but trading opportunities will be limited when most large-caps have risen significantly while penny stocks have failed in attracting cash.

Investors may lower the proportion of gainers in the rallies and consider recovering in the technical correction.

Exhibit 1

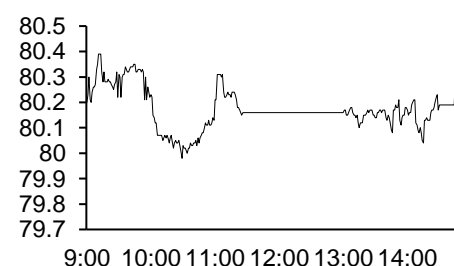
VN-Index Intraday



Source: Bloomberg, BSC Research

Exhibit 2

HNX-Index Intraday



Source: Bloomberg, BSC Research

Exhibit 3

Top 5 volume leaders

Ticker	Volume	Price	% Chg
TSC	6/1/1900	7/1/1900	6/1/1900
HQC	5/1/1900	5/1/1900	1/1/1900
TLH	3/1/1900	10/1/1900	7/1/1900
FLC	3/1/1900	6/1/1900	1/1/1900
CTG	3/1/1900	18/1/1900	3/1/1900

Source: Bloomberg, BSC Research

Stock recommendations

Short-term portfolio

No.	Ticker	Date	Buy price	Current price	1w performance	Unrealized gain/ loss	Cutlosses	Target
##	FPT	14/3/2016	#####	#####	-0.4%	-2.1%	45.3	54.5
##	GMD	14/3/2016	#####	#####	9.0%	5.4%	37.6	45.2
##	GTN	21/3/2016	#####	#####	0.6%	1.9%	14.7	17.7
Average					3.1%	1.8%		

Source: BSC Research

CANSLIM portfolio

No.	Ticker	Date	Buy price	Current price	1w performance	Unrealized gain/ loss	Cutlosses	Target
##	CMG	19/10/2015	#####	#####	-7.5%	0.0%	#####	#####
##	APC	18/12/2015	#####	#####	1.1%	-1.1%	#####	#####
##	VIC	7/7/2015	#####	#####	16.8%	40.8%	35.3	#####
##	ELC	22/2/2016	#####	#####	-8.1%	-8.9%	22.0	#####
##	PGD	29/2/2016	#####	#####	24.1%	31.4%	33.2	#####
Average					5.3%	12.4%		

Source: BSC Research

Market statistics

Top 5 leaders on the HSX

Ticker	Price	% Chg	Index pt	Volume
VNM	25/5/1900	2/1/1900	1/1/1900	16/10/3117
VIC	22/2/1900	2/1/1900	1/1/1900	23/2/4270
CTG	18/1/1900	3/1/1900	1/1/1900	3.46MLN
GAS	21/2/1900	1/1/1900	0/1/1900	9/6/3626
BVH	29/2/1900	3/1/1900	0/1/1900	25/11/2804

Top 5 laggards on the HSX

Ticker	Price	% Chg	Index pt	Volume
VCF	14/6/1900	#####	#####	10/1/1900
SSI	20/1/1900	#####	#####	3.36MLN
STB	10/1/1900	#####	#####	9/4/2787
SII	23/1/1900	#####	#####	10/1/1900
TAC	24/2/1900	#####	#####	23/4/1924

Top 5 gainers on the HSX

Ticker	Price	% Chg	Index pt	Volume
TLH	10/1/1900	7/1/1900	0/1/1900	3.99MLN
CMX	4/1/1900	6/1/1900	0/1/1900	9/1/2003
BCE	7/1/1900	6/1/1900	0/1/1900	2/4/3000
HLG	7/1/1900	6/1/1900	0/1/1900	15/12/2022
TSC	7/1/1900	6/1/1900	0/1/1900	6.26MLN

Top 5 losers on the HSX

Ticker	Price	% Chg	Index pt	Volume
GTT	0/1/1900	#####	#####	2/10/2639
VNH	1/1/1900	#####	0/1/1900	31/5/2014
FCM	5/1/1900	#####	#####	29/5/2186
SII	23/1/1900	#####	#####	10/1/1900
HOT	24/1/1900	#####	#####	7/8/1900

Source: Bloomberg, BSC Research

Top 5 leaders on HNX

Ticker	Price	% Chg	Index pt	Volume
VMS	14/1/1900	9/1/1900	0/1/1900	9/4/1900
PHC	8/1/1900	5/1/1900	0/1/1900	2/11/1952
AAA	22/1/1900	9/1/1900	0/1/1900	5/12/3426
NTP	8/3/1900	0/1/1900	0/1/1900	9/6/1919
SDN	1/2/1900	6/1/1900	0/1/1900	14/5/1901

Top 5 laggards on the HNX

Ticker	Price	% Chg	Index pt	Volume
VHL	12/2/1900	#####	#####	14/5/1901
SGO	4/1/1900	#####	#####	11/5/2157
BTS	7/1/1900	#####	#####	18/5/1927
NHC	6/2/1900	#####	#####	9/4/1900
NST	9/1/1900	#####	#####	30/11/1901

Top 5 gainers on the HNX

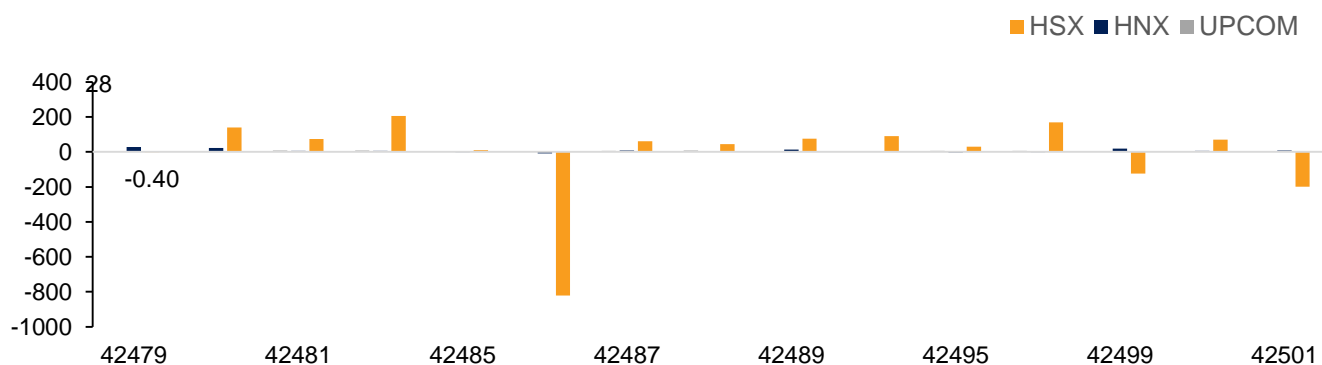
Ticker	Price	% Chg	Index pt	Volume
BED	7/2/1900	10/1/1900	0/1/1900	26/10/1900
KTT	4/1/1900	9/1/1900	0/1/1900	9/4/1900
APP	11/1/1900	9/1/1900	0/1/1900	8/2/1904
VMS	14/1/1900	9/1/1900	0/1/1900	9/4/1900
PPP	9/1/1900	9/1/1900	0/1/1900	9/4/1900

Top 5 losers on the HNX

Ticker	Price	% Chg	Index pt	Volume
VTH	15/1/1900	#####	#####	18/5/1904
ONE	9/1/1900	#####	#####	22/2/1985
DID	4/1/1900	#####	#####	26/8/1927
NHA	9/1/1900	#####	#####	9/4/1900
KMT	5/1/1900	#####	#####	14/5/1901

Exhibit 3

Foreign transaction



Source: HSX, HNX, BSC Research

Disclosure

The information, statements, forecasts and projections contained herein, including any expression of opinion, are based upon sources believed to be reliable but their accuracy completeness or correctness are not guaranteed. Expressions of opinion herein were arrived at after due and careful consideration and they were based upon the best information then known to us, and in our opinion are fair and reasonable in the circumstances prevailing at the time. Expressions of opinion contained herein are subject to change without notice. This document is not, and should not be construed as, an offer or the solicitation of an offer to buy or sell any securities. BSC and other companies in the BSC and/or their officers, directors and employees may have positions and may affect transactions in securities of companies mentioned herein and may also perform or seek to perform investment banking services for these companies. This document is for private circulation only and is not for publication in the press or elsewhere. BSC accepts no liability whatsoever for any direct or consequential loss arising from any use of this or its content. The use of any information, statements forecasts and projections contained herein shall be at the sole discretion and risk of the user. No part of this material may be (i) copied, photocopied or duplicated in any form by any mean or (ii) redistributed without the prior written consent of BIDV Securities Company (BSC).

BSC Headquarters

BIDV Tower, 10th & 11th Floor
35 Hang Voi, Hoan Kiem, Hanoi
Tel: +84 4 3935 2722
Fax: +84 4 2220 0669

Ho Chi Minh City Office

146 Nguyen Cong Tru St, 9th Floor
District 1, HCMC
Tel: +84 8 3821 8885
Fax: +84 8 3821 8510

<http://www.bsc.com.vn>

Bloomberg: BSCV <GO>

