

Mon, May 16, 2016

Vietnam Daily Review

Technical shakes will occur more frequently

BSC's Forecast on the stock market

	Negative	Neutral	Positive
Day 17/5/2016		•	
Week 16/5-20/5/2016		•	
Month 5/2016			•

Summary

After rising slightly in the morning session, the VN-Index (+ 0.81%) were lifted by VIC (+ 2.8%), VNM (+ 1.4%) and oil and gas stocks (+ 2.8% GAS, PVD + 5.1%, PVT + 1.8%) to close above the resistance level of 615 points. Trading volume and value were maintained at a low level while the number of stocks declined is more than that of the gainers. STB (+ 3.4%) continued to increase strongly with high transaction volumes.

HNX (+ 0.59%) continued to rally with a high level of volume. In contrast, Upcom (-84%) dropped relatively but its trading value remained at a good level.

The positive point of the day is that foreign investors held long position again on the 3 floors.

Recommendation

Market experienced a rally to reach the resistance level at 620 points although trading volume has not improved, thus, a rise in the short term to break out upper boundary of channel is unclear.

Investors should be cautious in trading in the next session and only buy in if both price and volume rise.

BSC RESEARCH

Head of Research

Tran Thang Long
longtt@bsc.com.vn

Macro & Market Team

Bui Nguyen Khoa
khoabn@bsc.com.vn

Vu Thanh Phong
phongvt@bsc.com.vn

Do Nam Tung
tungdn@bsc.com.vn

Nguyen Quoc Truong
truongnq@bsc.com.vn

VN-INDEX **615.78**
Value: 1551.39 bil **4.96 (0.81%)**
Foreigners (net): VND 35.8 bil

HNX-INDEX **81.75**
Value: 486.82 bil **0.48 (0.59%)**
Foreigners (net): VND 14.09 bil

UPCOM-INDEX **56.67**
Value 147.53 bil **-0.47 (-0.82%)**
Foreigners (net): VND 1.87 bil

Macro indicators

	Value	% Chg
Crude oil	47.1	1.8%
Gold	1,282	0.7%
USDVND	22,301	-0.3%
EURVND	25,241	0.0%
JPYVND	20,574	0.5%
1-month Interbank rate	4.2%	-
5yr VN Treasury Yield	6.3%	-

Source: Bloomberg, BSC Research

Content

Market highlights	2
Stock recommendations	3
Market statistics	4

This report must be read with the Disclosure, located at the end of this report.

Nguyen Quoc Truong
Research Analyst

truongnq@bsc.com.vn

Market highlights

Foreigners were net buyers on the HOSE and on the HNX today.

Market maintain the uptrend in the session and declining liquidity, with 186 advancers /221 decliners on both exchanges.

Market index rose during the session due to some impacts from large-cap stocks rebounded in late trading today, typically VNM, GAS, VCB, VIC, MSN.

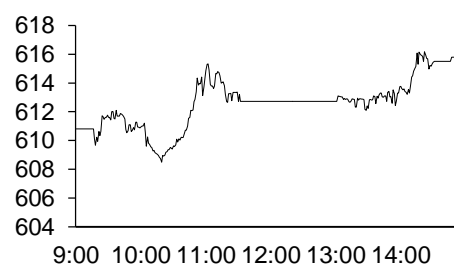
Recommendations

The market increased by 4.96 points, closed above the support level at 610 points and stayed at 615.78 points, approaching the resistance near 620 points. Demand maintained and the VN-Index has moved in a safe area.

Investors should restrict trading on new shares and continue to take profit partially on available gainers in the portfolio when the market index approaches the sensitive resistance near the 620 points.

Exhibit 1

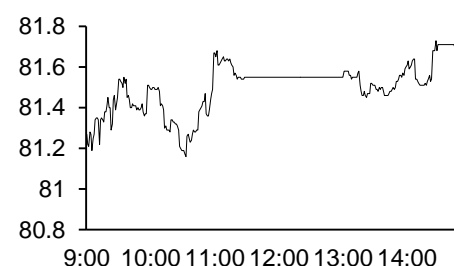
VN-Index Intraday



Source: Bloomberg, BSC Research

Exhibit 2

HNX-Index Intraday



Source: Bloomberg, BSC Research

Exhibit 3

Top 5 volume leaders

Ticker	Volume	Price	% Chg
TSC	6.08	7.7	-3.75
STB	3.92	12.1	3.42
HHS	3.43	8.4	0
FLC	3.28	6.4	0
TLH	3.21	9	-6.25

Source: Bloomberg, BSC Research

Stock recommendations

Short-term portfolio

No.	Ticker	Date	Buy price	Current price	1w performance	Unrealized gain/ loss	Cutlosses	Target
1	FPT	14/3/2016	48.7	47.3	-0.4%	-2.9%	45.3	54.5
2	GMD	14/3/2016	40.4	42.3	2.7%	4.7%	37.6	45.2
3	GTN	21/3/2016	15.8	16	0.0%	1.3%	14.7	17.7
4	TMS	9/5/2016	66.5	69	2.2%	3.8%	60.0	74.5
5	NCT	9/5/2016	112	112	0.9%	0.0%	107.0	125.4
Average					1.1%	1.4%		

Source: BSC Research

CANSLIM portfolio

No.	Ticker	Date	Buy price	Current price	1w performance	Unrealized gain/ loss	Cutlosses	Target
1	CMG	19/10/2015	14.7	15	0.7%	2.0%	13	18
2	APC	18/12/2015	18	16.9	-2.9%	-6.1%	17	22
3	VIC	7/7/2015	38	55	4.8%	44.7%	35	46
4	ELC	22/2/2016	23.7	20.4	-8.1%	-13.9%	22	28
5	PGD	29/2/2016	35.7	46.8	-0.2%	31.1%	33	43
Average					-1.2%	11.6%		

Source: BSC Research

Market statistics

Top 5 leaders on the HSX

Ticker	Price	% Chg	Index pt	Volume
VIC	55	2.8	1.458	1.23MLN
GAS	55.5	2.78	1.438	818020
VNM	146	1.39	1.203	656960
VCB	48.3	1.47	0.935	377280
STB	12.1	3.42	0.298	3.43MLN

Top 5 laggards on the HSX

Ticker	Price	% Chg	Index pt	Volume
CTG	17.5	-1.13	-0.373	894230
BID	18.6	-0.53	-0.171	1.57MLN
TMP	26.1	-13	-0.137	600
MBB	15	-0.66	-0.08	323540
PGD	46.8	-2.3	-0.05	1.45MLN

Top 5 gainers on the HSX

Ticker	Price	% Chg	Index pt	Volume
DTT	10.9	6.86	0.003	1790
MCP	12.5	6.84	0.006	10
KSH	3.2	6.67	0.003	214150
TAC	57.5	6.48	0.033	24540
STT	6.7	6.35	0.002	45340

Top 5 losers on the HSX

Ticker	Price	% Chg	Index pt	Volume
TMP	26.1	-13	-0.137	600
KSS	1.1	-8.33	-0.002	187410
HVX	5.5	-6.78	-0.007	10
CLC	50	-6.54	-0.023	24840
TLH	9	-6.25	-0.025	2.64MLN

Source: Bloomberg, BSC Research

Top 5 leaders on HNX

Ticker	Price	% Chg	Index pt	Volume
ACB	19	1.6	0.146	193200
VBC	69.9	9.56	0.064	3600
SGO	4.3	2.38	0.049	97600
AAA	23.4	7.83	0.044	810100
CHP	18.4	1.66	0.02	110400

Top 5 laggards on the HNX

Ticker	Price	% Chg	Index pt	Volume
PTD	19	-15.56	-0.147	300
KKC	13.6	-8.11	-0.103	17100
PVR	3.5	-7.89	-0.07	100
VMS	12.8	-5.19	-0.048	1000
PVG	7.8	-3.7	-0.037	143100

Top 5 gainers on the HNX

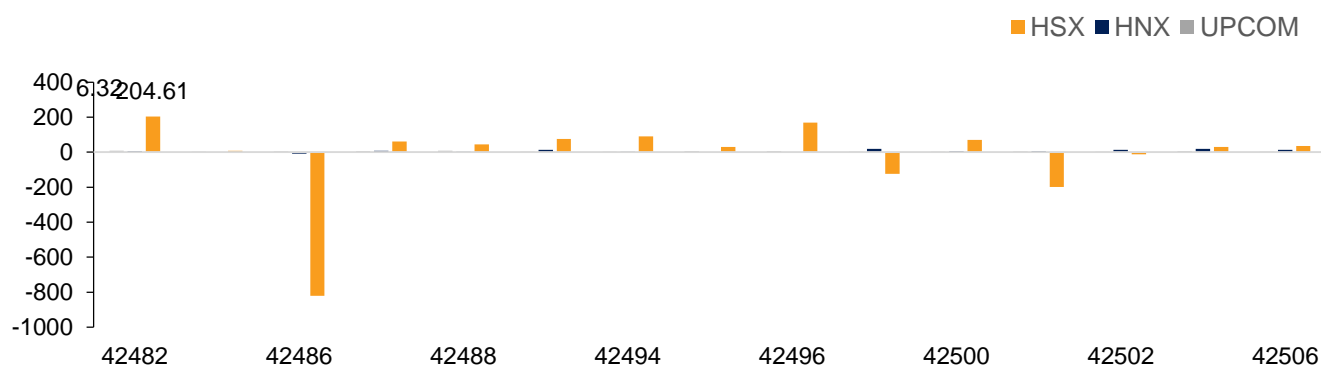
Ticker	Price	% Chg	Index pt	Volume
LUT	3.4	9.68	0.002	37900
FDT	32.9	9.67	0.017	100
TMC	14.8	9.63	0.004	100
VBC	69.9	9.56	0.064	3600
ECI	14.1	9.3	0.008	200

Top 5 losers on the HNX

Ticker	Price	% Chg	Index pt	Volume
PTD	19	-15.56	-0.147	300
ONE	9.1	-9.9	-0.003	31100
DID	4.6	-9.8	-0.002	10100
NHA	9.3	-9.71	-0.005	100
KMT	5.8	-9.38	-0.004	500

Exhibit 3

Foreign transaction



Source: HSX, HNX, BSC Research

Disclosure

The information, statements, forecasts and projections contained herein, including any expression of opinion, are based upon sources believed to be reliable but their accuracy completeness or correctness are not guaranteed. Expressions of opinion herein were arrived at after due and careful consideration and they were based upon the best information then known to us, and in our opinion are fair and reasonable in the circumstances prevailing at the time. Expressions of opinion contained herein are subject to change without notice. This document is not, and should not be construed as, an offer or the solicitation of an offer to buy or sell any securities. BSC and other companies in the BSC and/or their officers, directors and employees may have positions and may affect transactions in securities of companies mentioned herein and may also perform or seek to perform investment banking services for these companies. This document is for private circulation only and is not for publication in the press or elsewhere. BSC accepts no liability whatsoever for any direct or consequential loss arising from any use of this or its content. The use of any information, statements forecasts and projections contained herein shall be at the sole discretion and risk of the user. No part of this material may be (i) copied, photocopied or duplicated in any form by any mean or (ii) redistributed without the prior written consent of BIDV Securities Company (BSC).

BSC Headquarters

BIDV Tower, 10th & 11th Floor
35 Hang Voi, Hoan Kiem, Hanoi
Tel: +84 4 3935 2722
Fax: +84 4 2220 0669

Ho Chi Minh City Office

146 Nguyen Cong Tru St, 9th Floor
District 1, HCMC
Tel: +84 8 3821 8885
Fax: +84 8 3821 8510

<http://www.bsc.com.vn>

Bloomberg: BSCV <GO>

