



Wed, June 1, 2016

Vietnam Daily Review

Seeking for a leader

BSC's Forecast on the stock market

	Negative	Neutral	Positive
Day 2/6/2016		•	
Week 30/5-3/6/2016		•	
Month 6/2016			•

Summary

The market excitement has been halted as VN-Index rose slightly, HNX-Index remained unchanged. The large - cap lost their momentum while the advancers having relatively small market capitalization in order to lift the market. Steel, real - estate and seafood stocks were traded noticeably. Market liquidity remains fairly on HOSE and foreign investors kept net buying but with insignificant value.

Recommendation

VN-Index fluctuated around the reference point in most of the trading session and closed slightly up near the psychological resistance at 620 pts. After rising slightly today, the support and resistance levels of VN-Index are at 621 and 618 in short-term respectively, and further at 628 and 603 respectively. The market may move narrowly in the coming sessions before it can determine its short-term trend, in mid-term the market is still moving in a safe zone. Investors should keep the weights of stocks in portfolio at a safe level and may observe banking stock movements.

BSC RESEARCH

Head of Research

Tran Thang Long
longtt@bsc.com.vn

Macro & Market Team

Bui Nguyen Khoa
khoabn@bsc.com.vn

Vu Thanh Phong
phongvt@bsc.com.vn

Do Nam Tung
tungdn@bsc.com.vn

Nguyen Quoc Truong
truongnq@bsc.com.vn

VN-INDEX **619.86**
Value: 1808.59 bil **1.42 (0.23%)**
Foreigners (net): VND 15.15 bil

HNX-INDEX **81.93**
Value: 491.04 bil **0.01 (0.01%)**
Foreigners (net): VND 6.22 bil

UPCOM-INDEX **56.6**
Value 56.41 bil **0.19 (0.34%)**
Foreigners (net): VND 0.28 bil

Macro indicators

	Value	% Chg
Crude oil	48.6	-1.0%
Gold	1,217	0.5%
USDVND	22,440	0.2%
EURVND	25,026	0.1%
JPYVND	20,406	1.3%
1-month Interbank rate	2.9%	-
5yr VN Treasury Yield	6.4%	-

Source: Bloomberg, BSC Research

Content

Market highlights	2
Stock recommendations	3
Market statistics	4

This report must be read with the Disclosure, located at the end of this report.

Do Nam Tung

Quantitative Analyst

tungdn@bsc.com.vn

Market highlights

The market excitement in the beginning of the week has been halted as VN-Index fluctuated around 618 points and failed twice while trying overcome the threshold at 620 points. Market liquidity remained fairly. Among large-cap, VNM continued its drop with weak demand while yesterday leader, GAS, became a burden for index during session before closing at reference price. The key role in leading market belonged to VIC. On the other hand, stocks enjoying rallies today could not lift the index, including steel stocks TLH, HSG, real estate stock PTL and seafood stock VHC.

Notable put-through transaction belonged to HPG with 2,83 mill. Moreover, HPG was also sold by foreigner with the highest value today.

Similarly, PVS put negative impact on HASTC. However, thanks to ACB and VCG, HNX-Index backed to yesterday closing level with no improvement in liquidity.

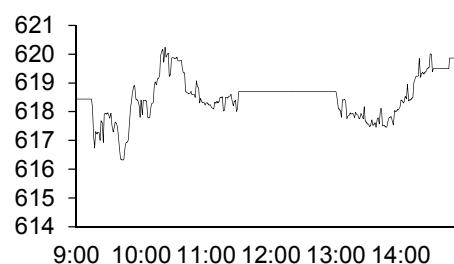
Foreigners kept net buying but with insignificant value. Market breadth was positive on HOSE as advancers outnumbered decliners: 118 advancers/ 96 decliners while the opposite was true on HNX with 88 advancer/ 104 decliners.

Recommendations

VN-Index fluctuated around the reference point in most of the trading session and closed slightly up near the psychological resistance at 620 pts thanks to slight increase of some BCs. However, investors should note that once again cash flow slowed down at the end of the session. After rising slightly today, the support and resistance levels of VN-Index are at 621 and 618 in short-term respectively, and further at 628 and 603 respectively. The market may move narrowly in the coming sessions before it can determine its short-term trend, in mid-term the market is still moving in a safe zone. Investors should keep the weights of stocks in portfolio at a safe level and may observe banking stock movements.

Exhibit 1

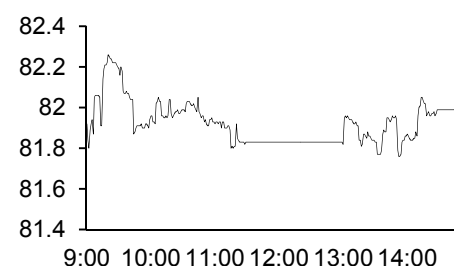
VN-Index Intraday



Source: Bloomberg, BSC Research

Exhibit 2

HNX-Index Intraday



Source: Bloomberg, BSC Research

Exhibit 3

Top 5 volume leaders

Ticker	Volume	Price	% Chg
HPG	5.68	34.4	1.78
IJC	5.17	9	3.45
HQC	4.44	5.4	0
HAG	3.69	7.9	1.28
HSG	3.67	37.1	5.1

Source: Bloomberg, BSC Research

Stock recommendations

Short-term portfolio

No.	Ticker	Date	Buy price	Current price	1w performance	Unrealized gain/ loss	Cutlosses	Target
1	FPT	14/3/2016	41.5	40.8	0.2%	-1.7%	38.6	46.5
2	GMD	14/3/2016	25.6	27.4	-4.2%	7.0%	23.8	28.7
3	GTN	21/3/2016	15.8	16.5	1.9%	4.4%	14.7	17.7
4	TMS	9/5/2016	66.5	69	-2.1%	3.8%	61.8	74.5
5	NCT	9/5/2016	112	108	0.0%	-3.6%	104.2	125
6	CTI	27/5/2016	24.3	24.1	-	-0.8%	22.6	27.2
7	MAC	27/5/2016	11.3	11.2	-	-0.9%	10.5	12.7
Average					-0.8%	1.2%		

Source: BSC Research

CANSLIM portfolio

No.	Ticker	Date	Buy price	Current price	1w performance	Unrealized gain/ loss	Cutlosses	Target
1	MBB	27/4/2015	13	15.6	-0.6%	20.0%	13	15.6
2	CMG	16/10/2015	14.6	15	-1.3%	2.7%	17	17.5
3	PVD	19/4/2016	22.7	31.6	7.8%	39.2%	21	27.2
4	CTD	29/4/2016	168.5	178	3.5%	5.6%	157	202
5	TTC	27/5/2016	21.7	21.8	-	0.5%	20	26.0
Average					2.3%	13.6%		

Source: BSC Research

Market statistics

Top 5 leaders on the HSX

Ticker	Price	% Chg	Index pt	Volume
VIC	53.5	1.9	0.974	469570
VCB	46.9	0.43	0.268	370980
HPG	34.4	1.78	0.221	5.68MLN
BID	18.3	0.55	0.172	1.03MLN
HSG	37.1	5.1	0.118	2.67MLN

Top 5 laggards on the HSX

Ticker	Price	% Chg	Index pt	Volume
VNM	141	-0.7	-0.603	622250
MSN	69	-0.72	-0.187	147400
NT2	31	-1.9	-0.086	450330
KDC	26.3	-2.23	-0.077	241210
BMP	136	-2.16	-0.068	63490

Top 5 gainers on the HSX

Ticker	Price	% Chg	Index pt	Volume
HAS	9.3	6.9	0.002	100670
MCP	12.4	6.9	0.006	220
VHC	36.2	6.78	0.107	268820
TIX	26.9	6.75	0.02	20
VNG	13.1	6.5	0.005	15020

Top 5 losers on the HSX

Ticker	Price	% Chg	Index pt	Volume
VNH	0.9	-10	0	9870
BTT	35.6	-6.32	-0.013	13980
D2D	30.6	-5.26	-0.009	2760
VPS	19.8	-4.81	-0.009	50
VOS	2.1	-4.55	-0.007	10470

Source: Bloomberg, BSC Research

Top 5 leaders on HNX

Ticker	Price	% Chg	Index pt	Volume
PVR	3.4	9.68	0.07	100
KKC	14.5	5.84	0.069	5800
AAA	24.1	7.11	0.041	1.12MLN
VBC	70.5	5.22	0.036	2400
PEN	9	9.76	0.021	2900

Top 5 laggards on the HNX

Ticker	Price	% Chg	Index pt	Volume
SGO	3.8	-2.56	-0.049	206800
TV2	92.1	-0.97	-0.02	1700
NTP	58.8	-0.17	-0.016	6100
PVG	7.7	-1.28	-0.012	26600
L14	79	-4.7	-0.011	800

Top 5 gainers on the HNX

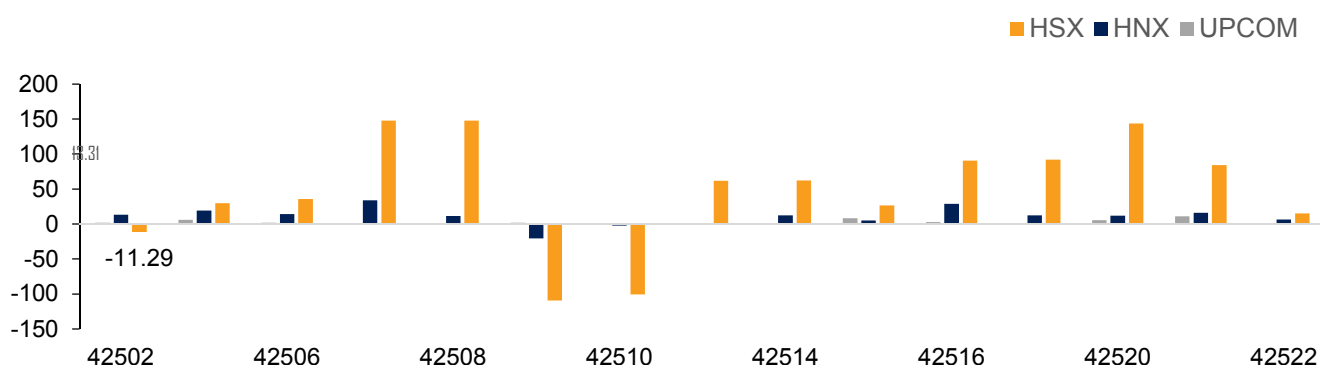
Ticker	Price	% Chg	Index pt	Volume
SIC	12.2	9.91	0.004	2500
TV3	54.4	9.9	0.018	200
PEN	9	9.76	0.021	2900
PVR	3.4	9.68	0.07	100
TFC	22.7	9.66	0.014	23900

Top 5 losers on the HNX

Ticker	Price	% Chg	Index pt	Volume
GMX	21	-9.87	-0.005	3200
ONE	9.1	-9.9	-0.003	31100
DID	4.6	-9.8	-0.002	10100
NHA	9.3	-9.71	-0.005	100
KMT	5.8	-9.38	-0.004	500

Exhibit 3

Foreign transaction



Source: HSX, HNX, BSC Research

Disclosure

The information, statements, forecasts and projections contained herein, including any expression of opinion, are based upon sources believed to be reliable but their accuracy completeness or correctness are not guaranteed. Expressions of opinion herein were arrived at after due and careful consideration and they were based upon the best information then known to us, and in our opinion are fair and reasonable in the circumstances prevailing at the time. Expressions of opinion contained herein are subject to change without notice. This document is not, and should not be construed as, an offer or the solicitation of an offer to buy or sell any securities. BSC and other companies in the BSC and/or their officers, directors and employees may have positions and may affect transactions in securities of companies mentioned herein and may also perform or seek to perform investment banking services for these companies. This document is for private circulation only and is not for publication in the press or elsewhere. BSC accepts no liability whatsoever for any direct or consequential loss arising from any use of this or its content. The use of any information, statements forecasts and projections contained herein shall be at the sole discretion and risk of the user. No part of this material may be (i) copied, photocopied or duplicated in any form by any mean or (ii) redistributed without the prior written consent of BIDV Securities Company (BSC).

BSC Headquarters

BIDV Tower, 10th & 11th Floor
35 Hang Voi, Hoan Kiem, Hanoi
Tel: +84 4 3935 2722
Fax: +84 4 2220 0669

Ho Chi Minh City Office

146 Nguyen Cong Tru St, 9th Floor
District 1, HCMC
Tel: +84 8 3821 8885
Fax: +84 8 3821 8510

<http://www.bsc.com.vn>

Bloomberg: BSCV <GO>

