



Fri, July 8, 2016

Vietnam Daily Review

Opportunity

BSC's Forecast on the stock market

	Negative	Neutral	Positive
Day 9/7/2016		•	
Week 11/7-15/7/2016		•	
Month 6/2016		•	

Highlight

Correction is necessary for bull-market to provide momentum to conquer new highs. The investors joined bottom fishing in the panic Brexit session enjoyed 2 week gains. Profit taking selling made indices corrected, especially in the rallied stocks. Now is the time to seek opportunities in the potential stocks which have not gained much in the last time in with a view of second quarter results.

Recommendation

The market has a slight adjustment with trading volume did not change much compared with the previous trading session. As mentioned in our previous reports about the risks of investing in oil and gas stocks while WTI oil prices are in a downward trend, the oil and gas stocks as GAS, PVD has adjusted strongly today, and it is the main factors causing the market decline. Investors should aware of comeback with buying position in oil and gas stocks in the context of oil prices has the ability to adjust the threshold around 44 USD/barrel. The market will likely continue to adjust in the next session, however, the volatility of the VN-Index will moderate because the volatility index - ATR (15) - is moving sideways. Risk-taking investors can take advantage of adjustments to increase the proportion of Mid Cap stocks.

Investment story - trading monkeys and how market operates

BSC RESEARCH

Head of Research

Tran Thang Long
longtt@bsc.com.vn

Macro & Market Team

Bui Nguyen Khoa
khoabn@bsc.com.vn

Vu Thanh Phong
phongvt@bsc.com.vn

Do Nam Tung
tungdn@bsc.com.vn

Nguyen Quoc Truong

VN-INDEX **658.68**
Value: 2767.01 bil **-2.44 (-0.37%)**
Foreigners (net): VND 3.36 bil

HNX-INDEX **87.57**
Value: 770.38 bil **-0.59 (-0.67%)**
Foreigners (net): -VND 0.5 bil

UPCOM-INDEX **58.09**
Value 103.75 bil **-0.03 (-0.05%)**
Foreigners (net): VND 4.74 bil

Macro indicators

	Value	% Chg
Crude oil	45.4	0.6%
Gold	1,357	-0.2%
USDVND	22,295	0.0%
EURVND	24,694	0.0%
JPYVND	22,186	0.3%
1-month Interbank rate	2.2%	-
5yr VN Treasury Yield	6.2%	-

Source: Bloomberg, BSC Research

Content

Market highlights	2
Investment story	3
Stock recommendations	4
Market statistics	5

This report must be read with the Disclosure, located at the end of this report.

Do Nam Tung
Quantitative Analyst

tungdn@bsc.com.vn

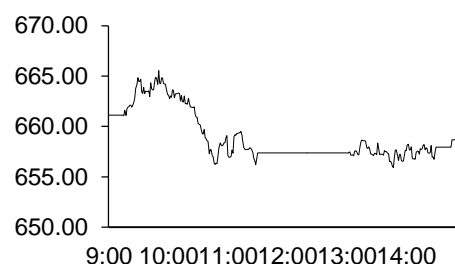
Market highlights

Recent rally has been prolonged in the morning until about 10 am, strong selling pressure appeared in most of the stocks with good gains last week, leading market breadth narrowed significantly with 185 advancers / 274 decliners on both exchanges. Among bluechip, BVH and GAS had the most significant adverse impact on the VN-Index, while other stocks did not change significantly. Most sectors went down or diverged internally, except for some case such as Cement (BCC, HT1) or Sugar (BHS, SBT). HNX-Index corrected at a stronger level while Upcom-Index traded reversely to main floor during the session before closing down slightly. Trading value fell marginally on both exchanges. Foreign investors traded notably on HOSE however remained unchanged position on exchanges.

Recommendations

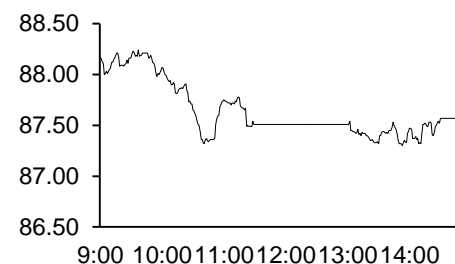
The technical signals of the VN-Index still support an uptrend, therefore, investors can continue to hold the current lists and wait sell at a higher price or risk-taking investors may prefer to take advantage of the adjustments to increase the proportion of stocks the portfolios. Among the stocks, Small Cap stocks are creating “doji” candles and can be reversed to fall, Large Cap stocks are showing signs of slowing, and only Mid Cap stocks show better movements. Thus, investors may track this group as the technical signals of Mid Cap stocks showed better movements than other groups.

Exhibit 1



Source: Bloomberg, BSC Research

Exhibit 2



Source: Bloomberg, BSC Research

Exhibit 3

Top 5 volume leaders

Ticker	Volume	Price	% Chg
FLC	9.48	6	-1.64
HPG	9.45	42.7	-0.23
SSI	5.89	22.7	0.89
HHS	5.75	9.3	4.49
KBC	4.64	16.5	0

Source: Bloomberg, BSC Research

Investment story

Investment story - trading monkeys and how market operates

Once upon a time in a village, a man appeared and announced to the villagers that he would buy monkeys for \$10 each. The villagers, seeing that there were many monkeys around, went out to the forest and started catching them.

The man bought thousands at \$10 and as supply started to diminish, the villagers stopped their effort. He further announced that he would now buy at \$20. This renewed the efforts of the villagers and they started catching monkeys again.

Soon the supply diminished even further and people started going back to their farms. The offer increased to \$25 each and the supply of monkeys became so little that it was an effort to even see a monkey, let alone catch it! The man now announced that he would buy monkeys at \$50! However, since he had to go to the city on some business, his assistant would now buy on behalf of him.

In the absence of the man, the assistant told the villagers; "Look at all these monkeys in the big cage that the man has collected. I will sell them to you at \$35 and when the man returns from the city, you can sell them to him for \$50 each."

The villagers rounded up with all their savings and bought all the monkeys. They never saw the man nor his assistant, only monkeys everywhere! Now you have a better understanding of how the stock market works.

Source: mt5, Forex trading portal,
http://www.mt5.com/forex_humor/forex_jokes/

Stock recommendations

Short-term portfolio

No.	Ticker	Date	Buy price	Current price	Unrealized gain/ loss	Cutlosses	Target
1	CVT	3/6/2016	26.8	33.6	25.4%	24.9	37.4
2	HHG	3/6/2016	7.9	9.4	19.0%	7.3	12.2
3	GTN	21/3/2016	15.8	21.4	35.4%	14.7	17.7
5	NCT	9/5/2016	112	113	0.9%	104.2	125.4
6	CTI	27/5/2016	24.3	27.4	12.8%	22.6	31.8
7	S55	13/6/2016	45.5	47.8	5.1%	42.3	51.0
8	HVG	13/6/2016	10.4	10.2	-1.9%	9.8	11.5
9	HTL	17/6/2016	94.0	95	1.1%	83	105
Average					12.2%		

Source: BSC Research

CANSLIM portfolio

No.	Ticker	Date	Buy price	Current price	Unrealized gain/ loss	Cutlosses	Target
1	MBB	27/4/2015	13	15.1	16.2%	13	15.6
2	CMG	16/10/2015	14.6	13.8	-5.5%	17	17.5
3	DAG	10/6/2016	12.2	12.8	4.9%	11	15.0
4	CTD	29/4/2016	168.5	210	24.6%	157	202
5	TTC	27/5/2016	21.7	25.6	18.0%	20	26.0
6	BIC	17/6/2016	22.1	24.6	11.3%	21	27
Average					11.6%		

Source: BSC Research

Market statistics

Top 5 leaders on the HSX

Ticker	Price	% Chg	Index pt	Volume
DRH	77.5	6.9	0.124	495900
HSG	46.8	2.41	0.109	3.34MLN
PAN	45.8	4.09	0.092	137870
GMD	28	3.32	0.082	714210
Ticker	Price	% Chg	Index pt	Volume
GAS	66	-1.49	-0.967	764050
BVH	61	-3.17	-0.687	235920
CTG	17.2	-0.58	-0.188	260560
BID	17.8	-0.56	-0.173	1.27MLN
LGC	21.5	-6.52	-0.146	1000

Top 5 gainers on the HSX

Ticker	Price	% Chg	Index pt	Volume
SRC	35.5	6.93	0.023	159090
DRH	77.5	6.9	0.124	495900
DCL	31.2	6.85	0.041	927100
HDG	28.3	6.79	0.063	137140
PJT	11.2	6.67	0.004	14600

Top 5 losers on the HSX

Ticker	Price	% Chg	Index pt	Volume
VNH	0.9	-10	0	9870
BTT	35.6	-6.32	-0.013	13980
D2D	30.6	-5.26	-0.009	2760
VPS	19.8	-4.81	-0.009	50
VOS	2.1	-4.55	-0.007	10470

Source: Bloomberg, BSC Research

Top 5 leaders on HNX

Ticker	Price	% Chg	Index pt	Volume
PVR	3.4	9.68	0.07	100
KKC	14.5	5.84	0.069	5800
AAA	24.1	7.11	0.041	1.12MLN
VBC	70.5	5.22	0.036	2400
Ticker	Price	% Chg	Index pt	Volume
SGO	3.8	-2.56	-0.049	206800
TV2	92.1	-0.97	-0.02	1700
NTP	58.8	-0.17	-0.016	6100
PVG	7.7	-1.28	-0.012	26600
L14	79	-4.7	-0.011	800

Top 5 gainers on the HNX

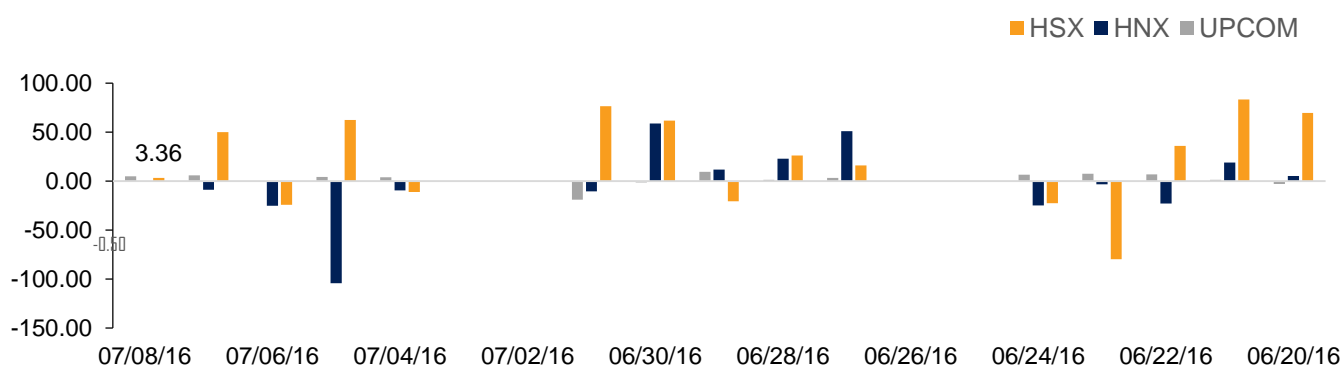
Ticker	Price	% Chg	Index pt	Volume
SIC	12.2	9.91	0.004	2500
TV3	54.4	9.9	0.018	200
PEN	9	9.76	0.021	2900
PVR	3.4	9.68	0.07	100
TFC	22.7	9.66	0.014	23900

Top 5 losers on the HNX

Ticker	Price	% Chg	Index pt	Volume
GMX	21	-9.87	-0.005	3200
ONE	9.1	-9.9	-0.003	31100
DID	4.6	-9.8	-0.002	10100
NHA	9.3	-9.71	-0.005	100
KMT	5.8	-9.38	-0.004	500

Exhibit 3

Foreign transaction



Source: HSX, HNX, BSC Research

Disclosure

The information, statements, forecasts and projections contained herein, including any expression of opinion, are based upon sources believed to be reliable but their accuracy completeness or correctness are not guaranteed. Expressions of opinion herein were arrived at after due and careful consideration and they were based upon the best information then known to us, and in our opinion are fair and reasonable in the circumstances prevailing at the time. Expressions of opinion contained herein are subject to change without notice. This document is not, and should not be construed as, an offer or the solicitation of an offer to buy or sell any securities. BSC and other companies in the BSC and/or their officers, directors and employees may have positions and may affect transactions in securities of companies mentioned herein and may also perform or seek to perform investment banking services for these companies. This document is for private circulation only and is not for publication in the press or elsewhere. BSC accepts no liability whatsoever for any direct or consequential loss arising from any use of this or its content. The use of any information, statements forecasts and projections contained herein shall be at the sole discretion and risk of the user. No part of this material may be (i) copied, photocopied or duplicated in any form by any mean or (ii) redistributed without the prior written consent of BIDV Securities Company (BSC).

BSC Headquarters

BIDV Tower, 10th & 11th Floor
35 Hang Voi, Hoan Kiem, Hanoi
Tel: +84 4 3935 2722
Fax: +84 4 2220 0669

Ho Chi Minh City Office

146 Nguyen Cong Tru St, 9th Floor
District 1, HCMC
Tel: +84 8 3821 8885
Fax: +84 8 3821 8510

<http://www.bsc.com.vn>

Bloomberg: BSCV <GO>

