

Tue, August 16, 2016

Vietnam Daily Review

Moving sideways

BSC's Forecast on the stock market

	Negative	Neutral	Positive
Day 17/08/2016		•	
Week 15/8-19/8/2016			•
Month 8/2016		•	

Highlight

The market maintained above 660 until the end of the afternoon session, VN-Index could not keep this support. The key Bluechip VIC, VCB, GAS suffered strong selling pressure in the afternoon session largely put the downward pressure on the index. MWG and some stocks in VN30 such as KDC, NT2, CSM, DRC enjoyed positive movement kept index from falling too much.

Market liquidity remained stable, and increased compared to the previous session, the market moved in safe area and maintained well demand. Cash flow rotated among sectors, among stocks classified by market cap, moved from the Largecap stocks to Midcap and Smallcap stocks.

Recommendation

Market fluctuated during the trading session and closed down slightly by 0.21%, liquidity increased slightly compared to the previous trading day. The resistance at around 655 are becoming more reliable when the session today is the 2nd time that VN-Index dropped to around 655 and rebounded. The market divergence continued to be strong as the transportation, construction materials, steel and pharmaceuticals industries continued to move better than the general market. The market would continue to range from 655-665 in the coming sessions. Investors are recommended to continue to hold good fundamental stocks or shift to stocks that attracted cash flow.

BSC RESEARCH

Head of Research

Tran Thang Long
longtt@bsc.com.vn

Macro & Market Team

Bui Nguyen Khoa
khoabn@bsc.com.vn

Do Nam Tung
tungdn@bsc.com.vn

Pham Anh Quang
quangpa@bsc.com.vn

VN-INDEX **658.11**
Value: 2558.47 bil **-1.36 (-0.21%)**
Foreigners (net): -VND 207.7 bil

HNX-INDEX **83.45**
Value: 523.3 bil **0.28 (0.34%)**
Foreigners (net): VND 0.8 bil

UPCOM-INDEX **55.59**
Value 75.5 bil **0.08 (0.14%)**
Foreigners (net): -VND 1.04 bil

Macro indicators

	Value	% Chg
Crude oil	46.1	0.7%
Gold	1,350	0.8%
USDVND	22,295	0.0%
EURVND	25,126	0.7%
JPYVND	22,250	1.0%
1-month Interbank rate	0.0%	-
5yr VN Treasury Yield	6.0%	-

Source: Bloomberg, BSC Research

Content

Market highlights	2
Company Updates - BMP	3
Stock recommendations	4
Market statistics	5

This report must be read with the Disclosure, located at the end of this report.

Pham Anh Quang

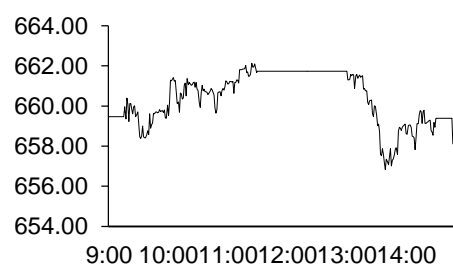
quangpa@bsc.com.vn

Market highlights

The market maintained above 660 until the end of the afternoon session, VN-Index could not keep this support. The key Bluechip VIC, VCB, GAS suffered strong selling pressure in the afternoon session largely put the downward pressure on the index. MWG and some stocks in VN30 such as KDC, NT2, CSM, DRC enjoyed positive movement kept index from falling too much. There was a common correction for all bank stocks. In contrast, the stocks of Technology, Pharmaceuticals, Transportation, Seaport and Warehouse industries rebounded.

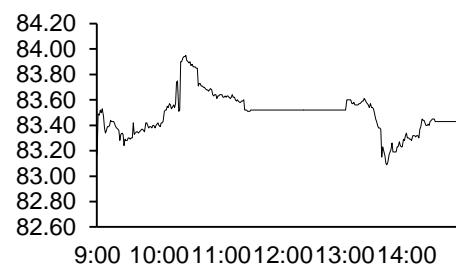
Foreign investors remain short position on HOSE and long on HNX. The number of stocks rose and fell on both exchanges are roughly equivalent, 220 advancers / 200 decliners. Market liquidity remained stable, and increased compared to the previous session, the market moved in safe area and maintained well demand. Cash flow rotated among sectors, among stocks classified by market cap, moved from the Largecap stocks to Midcap and Smallcap stocks.

Exhibit 1



Source: Bloomberg, BSC Research

Exhibit 2



Source: Bloomberg, BSC Research

Exhibit 3

Top 5 volume leaders

Ticker	Volume	Price	% Chg
DLG	9.68	6	0
ITA	8.08	5.1	-3.77
KBC	8.07	18.6	1.09
HAG	5.58	6.8	-1.45
HPG	3.6	47	1.51

Source: Bloomberg, BSC Research

Recommendations

Market fluctuated during the trading session and closed down slightly by 0.21%, liquidity increased slightly compared to the previous trading day. The resistance at around 655 are becoming more reliable when the session today is the 2nd time that VN-Index dropped to around 655 and rebounded. The market would continue to range from 655-665 in the coming sessions and maintain high return divergence among stock groups.

Besides the steel, construction materials, real estate and construction stocks are attracting cash flow, investors may be interested in oil and gas stocks. On the technical aspect, WTI oil prices are moving well and are also supported by the information on the upcoming meeting of the OPEC and that the US dollar index is in the short-term downtrend. WTI oil prices would rebound and is good support for domestic oil and gas stocks.

Stock recommendations

Short-term portfolio

No.	Ticker	Date	Buy price	Current price	Unrealized gain/ loss	Cutlosses	Target
1	HHG	3/6/2016	7.9	9	13.9%	7.3	12.2
2	DXP	8//08/2016	23.4	22.5	-3.8%	21.8	26.2
3	CTI	27/5/2016	24.3	27.8	14.4%	22.6	31.8
4	ITA	25/7/2016	5.3	5.1	-3.8%	4.3	6.7
5	C47	11/07/2016	13.2	13	-1.5%	12.2	14.8
6	REE	1/08/2016	20.3	20.6	1.5%	19.5	23.5
7	GMD	8//08/2016	26.3	28.7	9.1%	24.2	28.5
8	HSG	15/08/2016	40.3	41.5	3.0%	35.5	45.0
Average					4.1%		

Source: BSC Research

CANSLIM portfolio

No.	Ticker	Date	Buy price	Current price	Unrealized gain/ loss	Cutlosses	Target
1	MBB	27/4/2015	13	14.8	13.8%	13	15.6
2	CMG	16/10/2015	14.6	13.9	-4.8%	17	17.5
3	DHC	11/07/2016	38.8	40.2	3.6%	36	47
4	TTC	27/5/2016	21.7	23.9	10.1%	20	26.0
5	CTI	25/07/2016	26.9	27.8	3.3%	25	32.3
6	BIC	17/6/2016	22.1	27.8	25.8%	21	27
Average					8.7%		

Source: BSC Research

Market statistics

Top 5 leaders on the HSX

Ticker	Price	% Chg	Index pt	Volume
MWG	145	2.84	0.293	423840
KDC	32.5	6.91	0.268	1.11MLN
HPG	47	1.51	0.256	3.60MLN
FPT	42.7	2.64	0.252	1.93MLN
Ticker	Price	% Chg	Index pt	Volume
VIC	47.9	-2.24	-1.18	1.69MLN
VCB	54	-0.92	-0.664	513280
GAS	63.5	-0.78	-0.477	398420
CTG	17.3	-1.14	-0.371	317960
BID	16.9	-1.17	-0.341	827940

Top 5 gainers on the HSX

Ticker	Price	% Chg	Index pt	Volume
KDC	32.5	6.91	0.268	1.11MLN
VMD	29.5	6.88	0.008	30
DMC	87.5	6.71	0.095	389380
EVE	27.4	6.61	0.024	961020
HAS	9.7	6.59	0.002	29030

Top 5 losers on the HSX

Ticker	Price	% Chg	Index pt	Volume
VNH	0.9	-10	0	9870
BTT	35.6	-6.32	-0.013	13980
D2D	30.6	-5.26	-0.009	2760
VPS	19.8	-4.81	-0.009	50
VOS	2.1	-4.55	-0.007	10470

Source: Bloomberg, BSC Research

Top 5 leaders on HNX

Ticker	Price	% Chg	Index pt	Volume
PVR	3.4	9.68	0.07	100
KKC	14.5	5.84	0.069	5800
AAA	24.1	7.11	0.041	1.12MLN
VBC	70.5	5.22	0.036	2400
Ticker	Price	% Chg	Index pt	Volume
SGO	3.8	-2.56	-0.049	206800
TV2	92.1	-0.97	-0.02	1700
NTP		-0.17	-0.016	6100
PVG	7.7	-1.28	-0.012	26600
L14	79	-4.7	-0.011	800

Top 5 gainers on the HNX

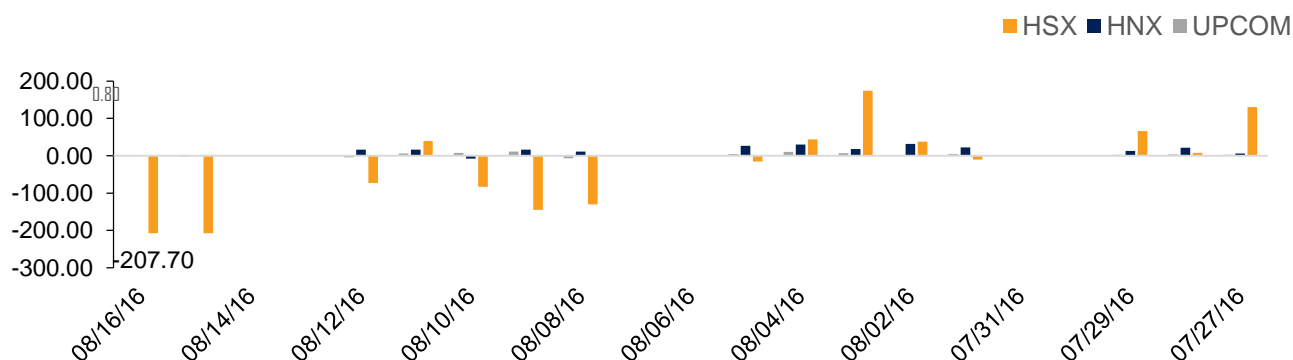
Ticker	Price	% Chg	Index pt	Volume
SIC	12.2	9.91	0.004	2500
TV3	54.4	9.9	0.018	200
PEN	9	9.76	0.021	2900
PVR	3.4	9.68	0.07	100
TFC	22.7	9.66	0.014	23900

Top 5 losers on the HNX

Ticker	Price	% Chg	Index pt	Volume
GMX	21	-9.87	-0.005	3200
ONE	9.1	-9.9	-0.003	31100
DID	4.6	-9.8	-0.002	10100
NHA	9.3	-9.71	-0.005	100
KMT	5.8	-9.38	-0.004	500

Exhibit 3

Foreign transaction



Source: HSX, HNX, BSC Research

Disclosure

The information, statements, forecasts and projections contained herein, including any expression of opinion, are based upon sources believed to be reliable but their accuracy completeness or correctness are not guaranteed. Expressions of opinion herein were arrived at after due and careful consideration and they were based upon the best information then known to us, and in our opinion are fair and reasonable in the circumstances prevailing at the time. Expressions of opinion contained herein are subject to change without notice. This document is not, and should not be construed as, an offer or the solicitation of an offer to buy or sell any securities. BSC and other companies in the BSC and/or their officers, directors and employees may have positions and may affect transactions in securities of companies mentioned herein and may also perform or seek to perform investment banking services for these companies. This document is for private circulation only and is not for publication in the press or elsewhere. BSC accepts no liability whatsoever for any direct or consequential loss arising from any use of this or its content. The use of any information, statements forecasts and projections contained herein shall be at the sole discretion and risk of the user. No part of this material may be (i) copied, photocopied or duplicated in any form by any mean or (ii) redistributed without the prior written consent of BIDV Securities Company (BSC).

BSC Headquarters

BIDV Tower, 10th & 11th Floor
35 Hang Voi, Hoan Kiem, Hanoi
Tel: +84 4 3935 2722
Fax: +84 4 2220 0669

Ho Chi Minh City Office

146 Nguyen Cong Tru St, 9th Floor
District 1, HCMC
Tel: +84 8 3821 8885
Fax: +84 8 3821 8510

<http://www.bsc.com.vn>

Bloomberg: BSCV <GO>

