



Fri, September 23, 2016

## Vietnam Daily Review

A positive week

### BSC's Forecast on the stock market

	Negative	Neutral	Positive
Day 22/09/2016			•
Week 26/9-30/9/2016		•	
Month 9/2016			•

### Highlight

The market has increased during the last week, as of the last trading session today, the VN-Index gained 22.78 points, respectively increased by 3.5% during the week, the index market closer to the peak. The group of key shares today includes GAS, VIC, FPT and especially the rise again VNM, this group contributed to the market above 3 points.

### Recommendation

Market index has moved back to safer areas. Technical indicators maintained positive during the week. Next week, the correction may occur due to short-term profit taking. Market index may adjust to lower level. However, this is considered to be an opportunities for investors to restructure their portfolios , profiting shares which had risen in the last week and purchasing the fundamental stocks which have adjusted accordingly with market's capital flow into bright outlook industry groups. Resistance level of 680 will be still remaining challenged for VN-index in the next week. However, if the market demand for key shares remain like it was in the last week, it is likely that market index will set a new higher level in the next week.

## BSC RESEARCH

### Head of Research

**Tran Thang Long**  
longtt@bsc.com.vn

### Macro & Market Team

**Bui Nguyen Khoa**  
khoabn@bsc.com.vn

**Do Nam Tung**  
tungdn@bsc.com.vn

**Pham Anh Quang**  
quangpa@bsc.com.vn

**VN-INDEX** **674.09**  
Value: 1986.61 bil **2.71 (0.4%)**  
Foreigners (net): VND 85.02 bil

**HNX-INDEX** **83.32**  
Value: 463.16 bil **0.02 (0.02%)**  
Foreigners (net): VND 16.65 bil

**UPCOM-INDEX** **56.25**  
Value 45 bil **0.11 (0.2%)**  
Foreigners (net): -VND 0.05541 bil

### Macro indicators

	Value	% Chg
Crude oil	45.5	-1.7%
Gold	1,335	-0.1%
USDVND	22,307	0.0%
EURVND	25,013	0.0%
JPYVND	22,112	-0.1%
1-month Interbank rate	0.0%	-
5yr VN Treasury Yield	5.5%	-

Source: Bloomberg, BSC Research

### Content

Market highlights	2
Investment story	3
Stock recommendations	4
Market statistics	5

This report must be read with the Disclosure, located at the end of this report.

**Pham Anh Quang**

quangpa@bsc.com.vn

**Đỗ Nam Tùng**

tungnd@bsc.com.vn

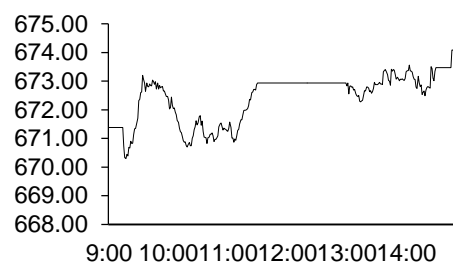
## Market highlights

The market has increased during the last week, as of the last trading session today, the VN-Index gained 22.78 points, respectively increased by 3.5% during the week, the index market closer to the peak. The group of key shares today includes GAS, VIC, FPT and especially the rise again VNM, this group contributed to the market above 3 points.

10/20 market sectors have maintained momentum, including the group's positive energy, real estate, Plastics Group. In reverse Sector Construction and Building Materials, Pharmaceuticals and has maintained the decline. Large-cap stocks continued to attract the money market, small cap stocks still happen correction throughout the week.

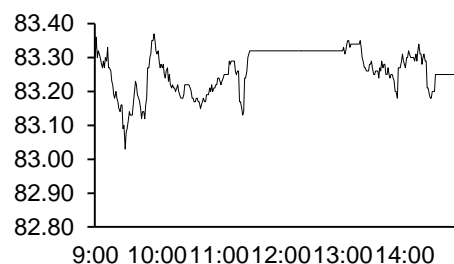
Foreign investors maintained their net buying for the third consecutive session, also make up the dynamics of the market rebounded this week.

Exhibit 1



Source: Bloomberg, BSC Research

Exhibit 2



Source: Bloomberg, BSC Research

Exhibit 3

### Top 5 volume leaders

Ticker	Volume	Price	% Chg
HHS	12.35	5.78	0.87
DLG	5.95	5.25	3.35
FLC	5.92	5.17	-1.71
KBC	4.58	18.75	-0.27
FPT	3.46	47.4	1.72

Source: Bloomberg, BSC Research

## Recommendations

Although the market remained upward trend throughout the week, market's liquidity witnessed signs of decline. Intraday market indices sometimes checked the support level of 670 and quickly recovered and turned to last peak of 680, closing at 674.09 points.

Market index has moved back to safer areas. Technical indicators maintained positive during the week. Next week, the correction may occur due to short-term profit taking. Market index may adjust to lower level. However, this is considered to be an opportunities for investors to restructure their portfolios , profiting shares which had risen in the last week and purchasing the fundamental stocks which have adjusted accordingly with market's capital flow into bright outlook industry groups. Resistance level of 680 will be still remaining challenged for VN-index in the next week. However, if the market demand for key shares remain like it was in the last week, it is likely that market index will set a new higher level in the next week

## Stock recommendations

### Short-term portfolio

No.	Ticker	Date	Buy price	Current price	Unrealized gain/ loss	Cutlosses	Target
1	HHG	3/6/2016	7.90	7.80	-1.3%	7.3	12.2
2	DXP	8//08/2016	23.40	20.10	-14.1%	21.8	26.2
3	CTI	27/5/2016	24.30	31.30	28.8%	22.6	31.8
4	REE	1/08/2016	20.30	22.15	9.1%	19.5	23.5
5	GMD	8//08/2016	26.30	28.40	8.0%	24.2	28.5
6	HSG	15/08/2016	40.30	41.50	3.0%	35.5	45.0
7	PVI	29/08/2016	28.00	25.30	-9.6%	26.0	33.0
<b>Average</b>					<b>3.4%</b>		

Source: BSC Research

### CANSLIM portfolio

No.	Ticker	Date	Buy price	Current price	Unrealized gain/ loss	Cutlosses	Target
1	MBB	27/4/2015	13.00	14.75	13.5%	13	15.6
2	CMG	16/10/2015	14.60	16.30	11.6%	17	17.5
3	DHC	11/07/2016	38.80	36.00	-7.2%	36	47
4	TTC	27/5/2016	21.70	22.90	5.5%	20	26.0
5	CTI	25/07/2016	26.90	31.30	16.4%	25	32.3
6	BIC	17/6/2016	22.10	38.50	74.2%	21	27
<b>Average</b>					<b>19.0%</b>		

Source: BSC Research

## Market statistics

### Top 5 leaders on the HSX

Ticker	Price	% Chg	Index pt	Volume
VNM	19/5/1900	2.04	2.10	1.72MLN
GAS	8/3/1900	1.18	0.79	162790
VIC	13/2/1900	0.80	0.39	464830
FPT	16/2/1900	1.72	0.19	2.33MLN
Ticker	Price	% Chg	Index pt	Volume
VCB	6/2/1900	-0.40	-0.21	836780
CTG	16/1/1900	-0.59	-0.19	192340
CTD	29/8/1900	-2.77	-0.18	73300
HPG	14/2/1900	-0.65	-0.13	3.07MLN
HNG	5/1/1900	-4.24	-0.10	496380

### Top 5 gainers on the HSX

Ticker	Price	% Chg	Index pt	Volume
#N/	30/1/1900	6.98	0.02	675660
TDW	31/1/1900	6.95	0.01	210
DLG	5/1/1900	6.95	0.04	5.28MLN
DTT	10/1/1900	6.93	0.00	210
MHC	7/1/1900	6.92	0.01	340050

### Top 5 losers on the HSX

Ticker	Price	% Chg	Index pt	Volume
VNH	0/1/1900	-10.00	0.00	9870
BTT	4/2/1900	-6.32	-0.01	13980
D2D	30/1/1900	-5.26	-0.01	2760
VPS	19/1/1900	-4.81	-0.01	50
VOS	2/1/1900	-4.55	-0.01	10470

Source: Bloomberg, BSC Research

### Top 5 leaders on HNX

Ticker	Price	% Chg	Index pt	Volume
PVR	3/1/1900	9.68	0.07	100
KKC	14/1/1900	5.84	0.07	5800
AAA	24/1/1900	7.11	0.04	1.12MLN
VBC	10/3/1900	5.22	0.04	2400
Ticker	Price	% Chg	Index pt	Volume
SGO	3/1/1900	-2.56	-0.05	206800
TV2	1/4/1900	-0.97	-0.02	1700
NTP	27/2/1900	-0.17	-0.02	6100
PVG	7/1/1900	-1.28	-0.01	26600
L14	19/3/1900	-4.70	-0.01	800

### Top 5 gainers on the HNX

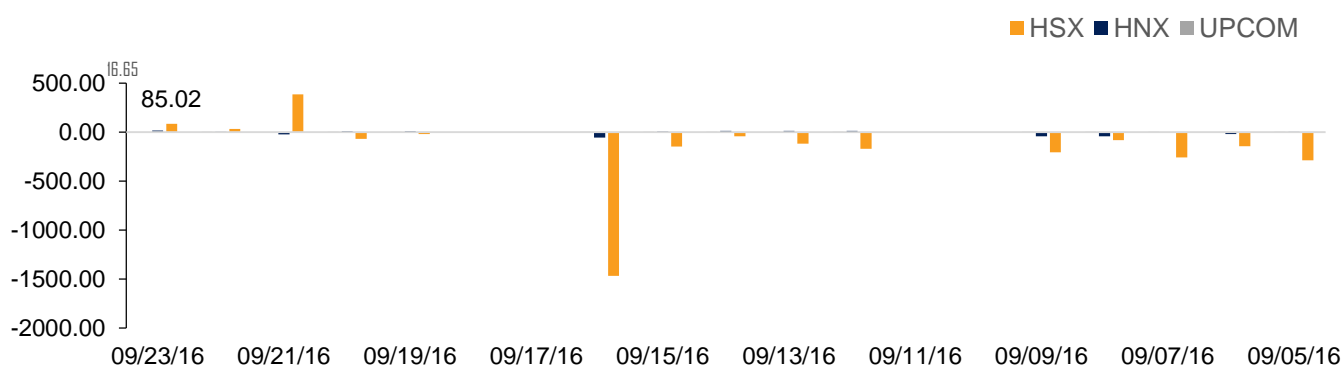
Ticker	Price	% Chg	Index pt	Volume
SIC	12/1/1900	9.91	0.00	2500
TV3	23/2/1900	9.90	0.02	200
PEN	9/1/1900	9.76	0.02	2900
PVR	3/1/1900	9.68	0.07	100
TFC	22/1/1900	9.66	0.01	23900

### Top 5 losers on the HNX

Ticker	Price	% Chg	Index pt	Volume
GMX	21/1/1900	-9.87	-0.01	3200
ONE	9/1/1900	-9.90	0.00	31100
DID	4/1/1900	-9.80	0.00	10100
NHA	9/1/1900	-9.71	-0.01	100
KMT	5/1/1900	-9.38	0.00	500

Exhibit 3

### Foreign transaction



Source: HSX, HNX, BSC Research

## Disclosure

*The information, statements, forecasts and projections contained herein, including any expression of opinion, are based upon sources believed to be reliable but their accuracy completeness or correctness are not guaranteed. Expressions of opinion herein were arrived at after due and careful consideration and they were based upon the best information then known to us, and in our opinion are fair and reasonable in the circumstances prevailing at the time. Expressions of opinion contained herein are subject to change without notice. This document is not, and should not be construed as, an offer or the solicitation of an offer to buy or sell any securities. BSC and other companies in the BSC and/or their officers, directors and employees may have positions and may affect transactions in securities of companies mentioned herein and may also perform or seek to perform investment banking services for these companies. This document is for private circulation only and is not for publication in the press or elsewhere. BSC accepts no liability whatsoever for any direct or consequential loss arising from any use of this or its content. The use of any information, statements forecasts and projections contained herein shall be at the sole discretion and risk of the user. No part of this material may be (i) copied, photocopied or duplicated in any form by any mean or (ii) redistributed without the prior written consent of BIDV Securities Company (BSC).*

**BSC Headquarters**

BIDV Tower, 10th & 11th Floor  
35 Hang Voi, Hoan Kiem, Hanoi  
Tel: +84 4 3935 2722  
Fax: +84 4 2220 0669

**Ho Chi Minh City Office**

146 Nguyen Cong Tru St, 9th Floor  
District 1, HCMC  
Tel: +84 8 3821 8885  
Fax: +84 8 3821 8510

<http://www.bsc.com.vn>

Bloomberg: BSCV <GO>

