

Mon, October 3, 2016

Vietnam Daily Review

Correction for Monday

BSC's Forecast on the stock market

	Negative	Neutral	Positive
Day 03/10/2016		•	
Week 3/10-7/10/2016		•	
Month 9/2016			•

Highlight

The market started the first trading session of the week with a correction accompanied by increased trading liquidity. The market closed at 683.05 points, down 2.68 points, decrease 0.39% respectively. Downtrend occurs on the majority of shares in the market, however the weakening in the sessions of the large-cap stocks such as VIC, VCB, HPG, BVH contributing more than - 3 points of market index. Meanwhile, shares of ROS, GAS, and VNM maintain slight gains. HNX-Index today has kept increasing since the beginning of last week, gaining 85.35 points, up 0.35 points, up 0.41% compared with the previous session.

Recommendation

As our comments in the previous session, the market has necessarily correction phase after successfully conquering the 680, according to the evolution of the market, investors still perform partial profit taking stocks in the portfolio achieved good performance last week, taking advantage of the market correction when turning on the 680, the investor you can buy the positive shares from business activities and prospects in the last months.

BSC RESEARCH

Head of Research

Tran Thang Long
longtt@bsc.com.vn

Macro & Market Team

Bui Nguyen Khoa
khoabn@bsc.com.vn

Do Nam Tung
tungdn@bsc.com.vn

Pham Anh Quang
quangpa@bsc.com.vn

VN-INDEX **683.05**

Value: 2213.76 bil **-2.68 (-0.39%)**
Foreigners (net): -VND 152.64 bil

HNX-INDEX **85.35**

Value: 423.53 bil **0.35 (0.41%)**
Foreigners (net): VND 2.73 bil

UPCOM-INDEX **57.40**

Value 113.7 bil **0.07 (0.12%)**
Foreigners (net): VND 2.43 bil

Macro indicators

	Value	% Chg
Crude oil	48.7	1.0%
Gold	1,316	0.0%
USDVND	22,305	0.0%
EURVND	25,048	-0.2%
JPYVND	21,996	0.0%
1-month Interbank rate	0.0%	-
5yr VN Treasury Yield	5.3%	-

Source: Bloomberg, BSC Research

Content

Market highlights	2
Stock recommendations	3
Market statistics	4

This report must be read with the Disclosure, located at the end of this report.

Pham Anh Quang

quangpa@bsc.com.vn

Đỗ Nam Tùng

tungnd@bsc.com.vn

Market highlights

The market started the first trading session of the week with a correction accompanied by increased trading liquidity. The market closed at 683.05 points, down 2.68 points, decrease 0.39% respectively. Downtrend occurs on the majority of shares in the market, however the weakening in the sessions of the large-cap stocks such as VIC, VCB, HPG, BVH contributing more than - 3 points of market index. Meanwhile, shares of ROS, GAS, and VNM maintain slight gains. HNX-Index today has kept increasing since the beginning of last week, gaining 85.35 points, up 0.35 points, up 0.41% compared with the previous session.

The market size today reflect with the number of decliners predominate, including 207 advancers / decliners 221 on both exchanges. The market was also affected and the same direction as the movement of large-cap stocks. 10/20 market sectors raised today, while group of Pharmaceutical, Building Material and Construction rebound, Real Estate sector, Steel were subject to strong compared to the rest of the market sector.

Foreign investors were net buyers on the HNX and net sellers on the HOSE.

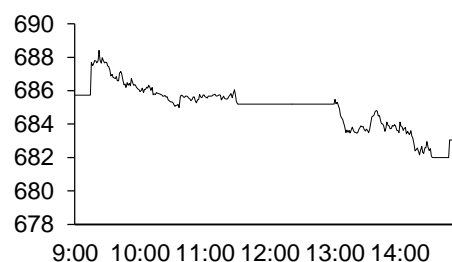
Recommendations

Correction in the first trading session of the week brought the market closer to the support level of 680 points, but the market's liquidity remained stable and slightly higher today. The market is currently creating a good price level and also in the process of short-term correction after a successful conquest previous peak of 680 points in the last 8 years. As the rally came from large-cap stocks, the correction is also influenced largely from these stocks. Correction is necessary and appropriate after efforts to gain points in the previous two weeks, helping the market recover nearly 30 points from the short-term bottom.

The technical indicators showed the market's uptrend is still being maintained, however, the indicator declined slightly in terms of the index in the last session. The market is still moving in a safe zone.

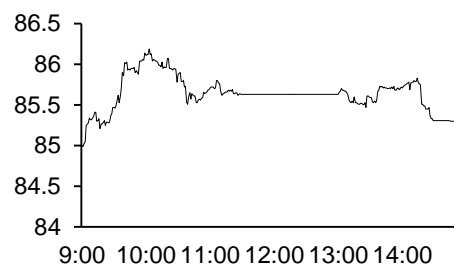
As our comments in the previous session, the market has necessarily correction phase after successfully conquering the 680, according to the evolution of the market, investors still perform partial profit taking stocks in the portfolio achieved good performance last week, taking advantage of the market correction when turning on the 680, the investor you can buy the positive shares from business activities and prospects in the last months.

Exhibit 1



Source: Bloomberg, BSC Research

Exhibit 2



Source: Bloomberg, BSC Research

Exhibit 3

Top 5 volume leaders

Ticker	Volume	Price	% Chg
FLC	12.81	5.33	3.9
HPG	6.7	44.5	-2.63
HPG	6.7	44.5	-2.63
ITA	6	4.1	-1.68
DLG	4.39	5.25	1.16

Source: Bloomberg, BSC Research

Stock recommendations

Short-term portfolio

No.	Ticker	Date	Buy price	Current price	Unrealized gain/ loss	Cutlosses	Target
1	DRC	26/09/2016	40.5	41.8	3.3%	38.0	44.0
2	VCB	26/09/2016	37.4	37.9	1.5%	35.0	45.0
3	CTI	27/5/2016	24.3	29.1	19.8%	22.6	31.8
4	REE	1/8/2016	20.3	21.4	5.2%	19.5	23.5
5	GMD	26/09/2016	26.3	29.1	10.6%	24.2	28.5
6	HSG	15/08/2016	40.3	41.0	1.7%	37.5	45.0
7	NKG	26/09/2016	39.30	40.10	2.0%	37.0	47.0
Average					6.3%		

Source: BSC Research

CANSLIM portfolio

No.	Ticker	Date	Buy price	Current price	Unrealized gain/ loss	Cutlosses	Target
1	MBB	27/4/2015	13.8	14.8	7.2%	12.8	16.6
2	GMD	4/7/2015	26.6	29.1	9.4%	24.7	31.9
3	DHC	11/07/2016	33.9	37.3	10.0%	31.5	40.7
4	CTI	25/07/2016	26.9	29.1	8.2%	25.0	32.3
5	DHA	19/09/2016	36.5	37.2	2.1%	33.9	43.7
6	DRC	05/09/2016	39.3	41.8	6.4%	36.5	47.2
Average					7.2%		

Source: BSC Research

Market statistics

Top 5 leaders on the HSX

Ticker	Price	% Chg	Index pt	Volume
ROS	5/2/1900	6.89	0.52	705760
GAS	11/3/1900	0.71	0.49	125030
VNM	19/5/1900	0.36	0.38	1.07MLN
CTD	25/9/1900	3.89	0.26	158660
Ticker	Price	% Chg	Index pt	Volume
VIC	12/2/1900	-3.37	-1.67	1.05MLN
VCB	6/2/1900	-1.04	-0.55	1.29MLN
HPG	13/2/1900	-2.63	-0.52	6.70MLN
BVH	9/3/1900	-1.97	-0.49	141360
DCM	11/1/1900	-6.17	-0.21	87290

Top 5 gainers on the HSX

Ticker	Price	% Chg	Index pt	Volume
TTF	8/1/1900	6.97	0.04	65740
TSC	3/1/1900	6.94	0.02	1.77MLN
ROS	5/2/1900	6.89	0.52	705760
VNA	1/1/1900	6.86	0.00	10
EMC	11/1/1900	6.79	0.00	5050

Top 5 losers on the HSX

Ticker	Price	% Chg	Index pt	Volume
VNH	0/1/1900	-10.00	0.00	9870
BTT	4/2/1900	-6.32	-0.01	13980
D2D	30/1/1900	-5.26	-0.01	2760
VPS	19/1/1900	-4.81	-0.01	50
VOS	2/1/1900	-4.55	-0.01	10470

Source: Bloomberg, BSC Research

Top 5 leaders on HNX

Ticker	Price	% Chg	Index pt	Volume
PVR	3/1/1900	9.68	0.07	100
KKC	14/1/1900	5.84	0.07	5800
AAA	24/1/1900	7.11	0.04	1.12MLN
VBC	10/3/1900	5.22	0.04	2400
Ticker	Price	% Chg	Index pt	Volume
SGO	3/1/1900	-2.56	-0.05	206800
TV2	1/4/1900	-0.97	-0.02	1700
NTP	27/2/1900	-0.17	-0.02	6100
PVG	7/1/1900	-1.28	-0.01	26600
L14	19/3/1900	-4.70	-0.01	800

Top 5 gainers on the HNX

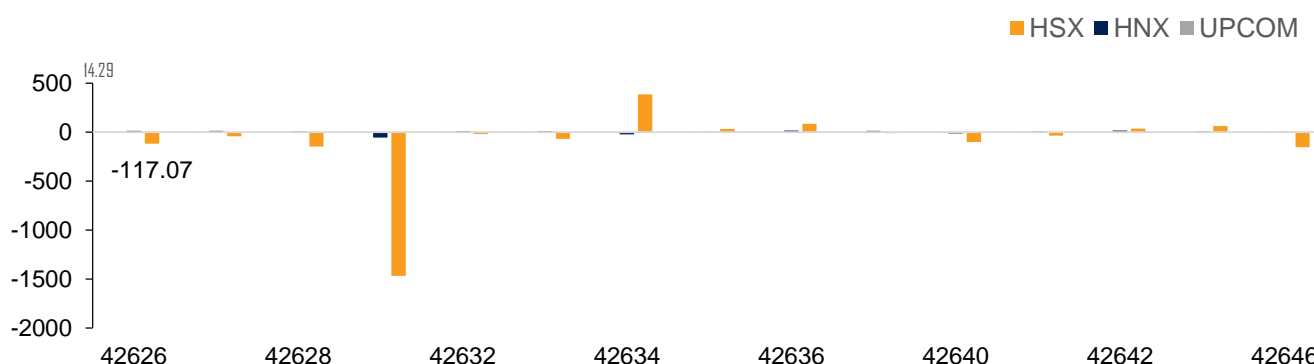
Ticker	Price	% Chg	Index pt	Volume
SIC	12/1/1900	9.91	0.00	2500
TV3	23/2/1900	9.90	0.02	200
PEN	9/1/1900	9.76	0.02	2900
PVR	3/1/1900	9.68	0.07	100
TFC	22/1/1900	9.66	0.01	23900

Top 5 losers on the HNX

Ticker	Price	% Chg	Index pt	Volume
GMX	21/1/1900	-9.87	-0.01	3200
ONE	9/1/1900	-9.90	0.00	31100
DID	4/1/1900	-9.80	0.00	10100
NHA	9/1/1900	-9.71	-0.01	100
KMT	5/1/1900	-9.38	0.00	500

Exhibit 3

Foreign transaction



Source: HSX, HNX, BSC Research

Disclosure

The information, statements, forecasts and projections contained herein, including any expression of opinion, are based upon sources believed to be reliable but their accuracy completeness or correctness are not guaranteed. Expressions of opinion herein were arrived at after due and careful consideration and they were based upon the best information then known to us, and in our opinion are fair and reasonable in the circumstances prevailing at the time. Expressions of opinion contained herein are subject to change without notice. This document is not, and should not be construed as, an offer or the solicitation of an offer to buy or sell any securities. BSC and other companies in the BSC and/or their officers, directors and employees may have positions and may affect transactions in securities of companies mentioned herein and may also perform or seek to perform investment banking services for these companies. This document is for private circulation only and is not for publication in the press or elsewhere. BSC accepts no liability whatsoever for any direct or consequential loss arising from any use of this or its content. The use of any information, statements forecasts and projections contained herein shall be at the sole discretion and risk of the user. No part of this material may be (i) copied, photocopied or duplicated in any form by any mean or (ii) redistributed without the prior written consent of BIDV Securities Company (BSC).

BSC Headquarters

BIDV Tower, 10th & 11th Floor
35 Hang Voi, Hoan Kiem, Hanoi
Tel: +84 4 3935 2722
Fax: +84 4 2220 0669

Ho Chi Minh City Office

146 Nguyen Cong Tru St, 9th Floor
District 1, HCMC
Tel: +84 8 3821 8885
Fax: +84 8 3821 8510

<http://www.bsc.com.vn>

Bloomberg: BSCV <GO>

