

Thu, October 13, 2016

Vietnam Daily Review

Moving sideways

BSC's Forecast on the stock market

	Negative	Neutral	Positive
Day 14/10/2016			•
Week 10/10-14/10/2016		•	
Month 10/2016			•

Highlight

The market continued to trade slowly in the morning session before becoming more active in the afternoon session. Ending today session, VN-Index rose by 2.78 points to 685.23 (+ 0.41%), the HNX-Index rose by 0.45 points to 85.34 (+ 0.53%). A total of 165 million shares were traded on the two exchanges equivalent to the total 2.550 billion trading value, while put-throughj on HOSE reached more than 250 billion. Green color is spread fairly evenly over the trading floor when most industries are gainers. Only notable industry groups declined which are oil and gas and banking, however, there is still a divergence in these industries such as PVD, PVS, PXS and VCB, STB declined while GAS, PVB, PVT and SHB, ACB gained. Pharmaceutical stocks remained more bullish than common market, including IMP, DCL, DHG. Steel stocks are still in focus today and traded relatively sideways, to end the session HPG, VIS, TLH maintained the green color while HSG declined slightly. Notably, the group's liquidity is declining fast compared to the previous session.

Recommendation

VN-Index traded positively today to close at its highest level during the day, accompanied with slightly improved liquidity. Some of market pillars such as VIC, GAS, VNM, MWG maintained the green color, making gains in afternoon trading become more certain. The technical indicators of the VN-Index are improving. RSI and MFI are moving to the overbought territory, Aroon Down declining with MACD negative divergence is about to end. Investors may pay attention to the 690 threshold, if VN-Index surpasses this threshold, the PSAR indicator, MACD and ADX will give a buy signal again. Most likely the cumulative trend of the market will be continued in the 680 – 690, cautious investors are recommended to continue to track movements of the VN-Index while preferred-risk investors can accumulate stock gradually when market sinks during trading session

BSC RESEARCH

Head of Research

Tran Thang Long
longtt@bsc.com.vn

Macro & Market Team

Bui Nguyen Khoa
khoabn@bsc.com.vn

Do Nam Tung
tungdn@bsc.com.vn

Pham Anh Quang
quangpa@bsc.com.vn

VN-INDEX **685.23**
Value: 1884.2 bil **2.78 (0.41%)**
Foreigners (net): -VND 33 bil

HNX-INDEX **85.34**
Value: 410.42 bil **0.45 (0.53%)**
Foreigners (net): VND 4.52 bil

UPCOM-INDEX **57.06**
Value 87.3 bil **0.57 (1.01%)**
Foreigners (net): VND 0.54 bil

Macro indicators

	Value	% Chg
Crude oil	49.9	-0.5%
Gold	1,259	0.3%
USDVND	22,303	0.0%
EURVND	24,583	0.1%
JPYVND	21,466	0.3%
1-month Interbank rate	0.0%	-
5yr VN Treasury Yield	5.1%	-

Source: Bloomberg, BSC Research

Content

Market highlights	2
Stock recommendations	3
Market statistics	4

This report must be read with the Disclosure, located at the end of this report.

Pham Anh Quang

quangpa@bsc.com.vn

Đỗ Nam Tùng

tungnd@bsc.com.vn

Market highlights

The market continued to trade slowly in the morning session before becoming more active in the afternoon session. Ending today session, VN-Index rose by 2.78 points to 685.23 (+ 0.41%), the HNX-Index rose by 0.45 points to 85.34 (+ 0.53%). A total of 165 million shares were traded on the two exchanges equivalent to the total 2.550 billion trading value, while put-throughj on HOSE reached more than 250 billion. Green color is spread fairly evenly over the trading floor when most industries are gainers. Only notable industry groups declined which are oil and gas and banking, however, there is still a divergence in these industries such as PVD, PVS, PXS and VCB, STB declined while GAS, PVB, PVT and SHB, ACB gained. Pharmaceutical stocks remained more bullish than common market, including IMP, DCL, DHG. Steel stocks are still in focus today and traded relatively sideways, to end the session HPG, VIS, TLH maintained the green color while HSG declined slightly. Notably, the group's liquidity is declining fast compared to the previous session.

Cash flow remained divergent based on market cap when the transaction on Mid and Smallcap is more active than Bluechip and Largecap. The speculative stocks continued to rise sharply, including TCH, FLC, VHG and HHS. In reverse, ROS stopped rising and closed 3.1% lower in the trading session today

Notable put-through belongs to VIC with over 4.1 million shares, equivalent to 173 billion and REE with 1.76 million shares equivalent to 40 billion

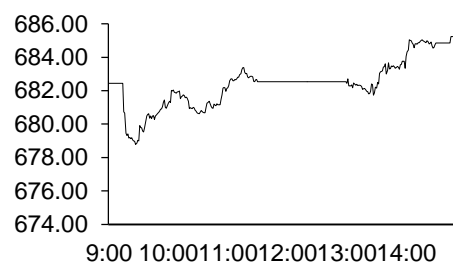
Market breadth remained positive with 254 advancers and 198 decliners

Foreign investors were net sellers on the HSX today with a net value of about 33 billion, maintaining the momentum of net buying VNM

Recommendations

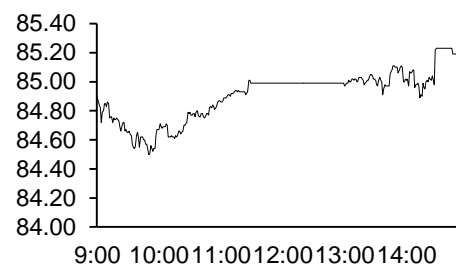
VN-Index traded positively today to close at its highest level during the day, accompanied with slightly improved liquidity. Some of market pillars such as VIC, GAS, VNM, MWG maintained the green color, making gains in afternoon trading become more certain. The technical indicators of the VN-Index are improving. RSI and MFI are moving to the overbought territory, Aroon Down declining with MACD negative divergence is about to end. Investors may pay attention to the 690 threshold, if VN-Index surpasses this threshold, the PSAR indicator, MACD and ADX will give a buy signal again. Most likely the cumulative trend of the market will be continued in the 680 – 690, cautious investors are recommended to continue to track movements of the VN-Index while preferred-risk investors can accumulate stock gradually when market sinks during trading session

Many good fundamental stocks attracted cash flow in today's trading session, including CVT, DHC, KDC, PVT, BFC, CTI, DAG, GMD. Investors can continue to pay attention to the fundamentor sectors, good prospects in Q3 and Q4 such as construction and real estate, building materials, plastics and seaports.



Source: Bloomberg, BSC Research

Exhibit 2



Source: Bloomberg, BSC Research

Exhibit 3

Top 5 volume leaders

Ticker	Volume	Price	% Chg
FLC	19.86	6.55	3.97
DLG	8.09	5.7	3.83
HHS	4.95	7.34	3.82
VHG	4.88	3.25	6.91
KBC	4.05	18.15	0.28

Source: Bloomberg, BSC Research

Stock recommendations

Short-term portfolio

No.	Ticker	Date	Buy price	Current price	Unrealized gain/ loss	Cutlosses	Target
1	DRC	26/09/2016	40.5	40.0	-1.1%	38.0	44.0
2	VCB	26/09/2016	37.4	37.3	-0.1%	35.0	45.0
3	CTI	27/5/2016	24.3	29.3	20.6%	22.6	31.8
4	REE	1/8/2016	20.3	21.4	5.2%	19.5	23.5
5	GMD	26/09/2016	26.3	28.0	6.3%	24.2	28.5
Average					6.2%		

Source: BSC Research

Day 12/10/2016

CANSLIM portfolio

No.	Ticker	Date	Buy price	Current price	Unrealized gain/ loss	Cutlosses	Target
1	MBB	27/4/2015	13.8	14.8	7.2%	12.8	16.6
2	GMD	4/7/2015	26.6	28.0	5.1%	24.7	31.9
3	DHC	11/07/2016	33.9	39.8	17.4%	31.5	40.7
4	CTI	25/07/2016	26.9	29.3	8.9%	25.0	32.3
5	HUT	03/10/2016	13.2	12.9	-2.3%	12.3	15.8
6	DRC	05/09/2016	39.3	40.0	1.8%	36.5	47.2
Average					6.4%		

Source: BSC Research

Market statistics

Top 5 leaders on the HSX

Ticker	Price	% Chg	Index pt	Volume
VIC	12/2/1900	1.90	0.89	1.10MLN
MWG	26/5/1900	6.96	0.73	739640
GAS	11/3/1900	0.71	0.49	96960
VNM	21/5/1900	0.35	0.38	771080
Ticker	Price	% Chg	Index pt	Volume
VCB	6/2/1900	-0.80	-0.41	587930
ROS	19/2/1900	-3.09	-0.36	1.55MLN
HT1	27/1/1900	-5.24	-0.25	253790
PVD	27/1/1900	-1.43	-0.07	1.40MLN
VHC	24/2/1900	-1.94	-0.05	93870

Top 5 gainers on the HSX

Ticker	Price	% Chg	Index pt	Volume
MWG	26/5/1900	6.96	0.73	739640
TSC	3/1/1900	6.94	0.02	2.23MLN
HAI	4/1/1900	6.92	0.02	2.14MLN
VHG	3/1/1900	6.91	0.02	4.88MLN
PPI	3/1/1900	6.89	0.01	1.24MLN

Top 5 losers on the HSX

Ticker	Price	% Chg	Index pt	Volume
VNH	0/1/1900	-10.00	0.00	9870
BTT	4/2/1900	-6.32	-0.01	13980
D2D	30/1/1900	-5.26	-0.01	2760
VPS	19/1/1900	-4.81	-0.01	50
VOS	2/1/1900	-4.55	-0.01	10470

Source: Bloomberg, BSC Research

Top 5 leaders on HNX

Ticker	Price	% Chg	Index pt	Volume
PVR	3/1/1900	9.68	0.07	100
KKC	14/1/1900	5.84	0.07	5800
AAA	24/1/1900	7.11	0.04	1.12MLN
VBC	10/3/1900	5.22	0.04	2400
Ticker	Price	% Chg	Index pt	Volume
SGO	3/1/1900	-2.56	-0.05	206800
TV2	1/4/1900	-0.97	-0.02	1700
NTP	27/2/1900	-0.17	-0.02	6100
PVG	7/1/1900	-1.28	-0.01	26600
L14	19/3/1900	-4.70	-0.01	800

Top 5 gainers on the HNX

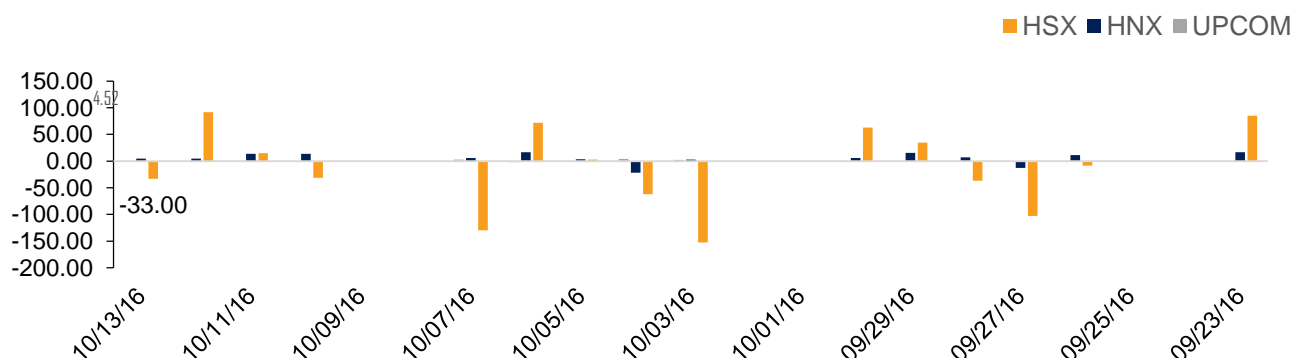
Ticker	Price	% Chg	Index pt	Volume
SIC	12/1/1900	9.91	0.00	2500
TV3	23/2/1900	9.90	0.02	200
PEN	9/1/1900	9.76	0.02	2900
PVR	3/1/1900	9.68	0.07	100
TFC	22/1/1900	9.66	0.01	23900

Top 5 losers on the HNX

Ticker	Price	% Chg	Index pt	Volume
GMX	21/1/1900	-9.87	-0.01	3200
ONE	9/1/1900	-9.90	0.00	31100
DID	4/1/1900	-9.80	0.00	10100
NHA	9/1/1900	-9.71	-0.01	100
KMT	5/1/1900	-9.38	0.00	500

Exhibit 3

Foreign transaction



Source: HSX, HNX, BSC Research

Disclosure

The information, statements, forecasts and projections contained herein, including any expression of opinion, are based upon sources believed to be reliable but their accuracy completeness or correctness are not guaranteed. Expressions of opinion herein were arrived at after due and careful consideration and they were based upon the best information then known to us, and in our opinion are fair and reasonable in the circumstances prevailing at the time. Expressions of opinion contained herein are subject to change without notice. This document is not, and should not be construed as, an offer or the solicitation of an offer to buy or sell any securities. BSC and other companies in the BSC and/or their officers, directors and employees may have positions and may affect transactions in securities of companies mentioned herein and may also perform or seek to perform investment banking services for these companies. This document is for private circulation only and is not for publication in the press or elsewhere. BSC accepts no liability whatsoever for any direct or consequential loss arising from any use of this or its content. The use of any information, statements forecasts and projections contained herein shall be at the sole discretion and risk of the user. No part of this material may be (i) copied, photocopied or duplicated in any form by any mean or (ii) redistributed without the prior written consent of BIDV Securities Company (BSC).

BSC Headquarters

BIDV Tower, 10th & 11th Floor
35 Hang Voi, Hoan Kiem, Hanoi
Tel: +84 4 3935 2722
Fax: +84 4 2220 0669

Ho Chi Minh City Office

146 Nguyen Cong Tru St, 9th Floor
District 1, HCMC
Tel: +84 8 3821 8885
Fax: +84 8 3821 8510

<http://www.bsc.com.vn>

Bloomberg: BSCV <GO>

