



Fri, November 11, 2016

## Vietnam Daily Review

Cautious trading

BSC's Forecast on the stock market

	Negative	Neutral	Positive
Day 14/11/2016	•		
Week 14/11-18/11/2016		•	
Month 11/2016			•

### Highlight

VN-Index trading today was not exciting as previous session and mainly went sideways in a narrow range. Among large-cap stocks only VIC and ROS are 2 major factors helped VN-Index to maintain the green color till the end of the session. Closing the trading session, VN-Index increased slightly by 1.03 to 679.20 (+ 0.15%), HNX-Index dropped down 0.19 to 81.19 (-0.23%). The liquidity of the market declined to about 145 million shares traded equivalent to trading value of 2216 billion.

Market breadth was balanced with 222 advancers and 227 decliners. Foreign investors maintained net selling position with net value on the HSX of -77 billion, strong selling on HPG and VIC.

### Recommendation

VN-Index closed with slight gains and declining liquidity suggests cautiousness of investors in the next session when the shares caught at the bottom of the trading session on 09.11 is available to trade. Investors should be cautious in upcoming session, may increase the weight of available shares in the account if they drop to supportive levels.

## BSC RESEARCH

### Head of Research

**Tran Thang Long**  
longtt@bsc.com.vn

### Macro & Market Team

**Bui Nguyen Khoa**  
khoabn@bsc.com.vn

**Do Nam Tung**  
tungdn@bsc.com.vn

**Pham Anh Quang**  
quangpa@bsc.com.vn

**VN-INDEX** **679.20**  
Value: 1668.15 bil **1.03 (0.15%)**  
Foreigners (net): -VND 77.44 bil

**HNX-INDEX** **81.19**  
Value: 292.9 bil **-0.19 (-0.23%)**  
Foreigners (net): VND 3.2 bil

**UPCOM-INDEX** **59.35**  
Value 197.58 bil **-0.15 (-0.25%)**  
Foreigners (net): -VND 2.32 bil

### Macro indicators

	Value	% Chg
Crude oil	44.4	-0.6%
Gold	1,256	-0.2%
USDVND	22,332	0.0%
EURVND	24,295	-0.1%
JPYVND	21,000	0.5%
1-month Interbank rate	0.0%	-
5yr VN Treasury Yield	5.2%	-

Source: Bloomberg, BSC Research

### Content

Market highlights	2
Stock recommendations	3
Market statistics	4

This report must be read with the Disclosure, located at the end of this report.

**Pham Anh Quang**

quangpa@bsc.com.vn

**Đỗ Nam Tùng**

tungnd@bsc.com.vn

## Market highlights

VN-Index trading today was not exciting as previous session and mainly went sideways in a narrow range. Among large-cap stocks only VIC and ROS are 2 major factors helped VN-Index to maintain the green color till the end of the session. Closing the trading session, VN-Index increased slightly by 1.03 to 679.20 (+ 0.15%), HNX-Index dropped down 0.19 to 81.19 (-0.23%). The liquidity of the market declined to about 145 million shares traded equivalent to trading value of 2216 billion.

Rubber and coal group continued to surge with PHR, DPR, TRC and VHG, NBC, TC6 and THT as both rubber and coal prices are overtaking peaks in year. In reverse, the sharp correction happened on beer today with BHN, SMB, THB, WSB closed at floor price. Banks and Steel Group also experienced less active trading when SHB, BID, CTG, VCB and HPG, NKG corrected. Notably, some stocks related to aviation services such as MAS, SAS, SGN went up as ACV is about to be listed. Today's session saw the race to the richest men in stock market between Pham Nhat Vuong and Trinh Van Quyet when VIC and ROS volatiled strongly intraday causing ranking continuously changed. By the end of the session, the billionaire Vuong is still the richest man thanks to VIC surged.

Market breadth was balanced with 222 advancers and 227 decliners

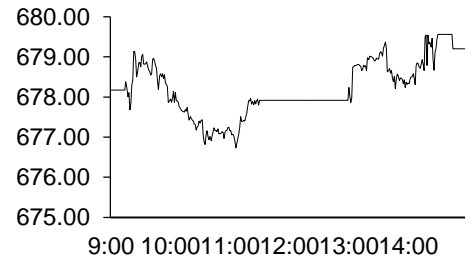
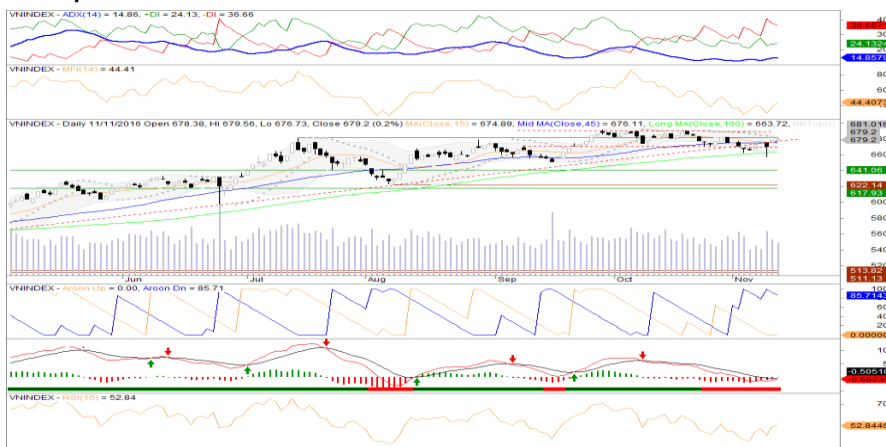
Foreign investors maintained net selling position with net value on the HSX of -77 billion, strong selling on HPG and VIC.

## Recommendations

VN-Index closed with slight gains and declining liquidity suggests cautiousness of investors in the next session when the shares caught at the bottom of the trading session on 09.11 is available to trade. Investors should be cautious in upcoming session, may increase the weight of available shares in the account if they drop to supportive levels.

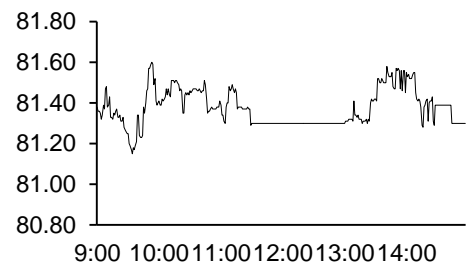
On the technical aspects, VN-Index has returned to the medium term rising channel and approaching strong resistance 682. The MFI and RSI remain rising after bottoming and forming W, MACD, ADX and Aroon although still negative, but are improving. VN-Index is likely to face struggle at the threshold of 682 points.

### Đồ thị VN-Index



Source: Bloomberg, BSC Research

Exhibit 2



Source: Bloomberg, BSC Research

Exhibit 3

### Top 5 volume leaders

Ticker	Volume	Price	% Chg
FLC	23.54	7	3.86
HAG	6.13	5.5	3
HQC	5.13	4.85	-6.01
VHG	4.49	2.87	6.69
ITA	3.79	4.9	-0.61

Source: Bloomberg, BSC Research

## Stock recommendations

### Short-term portfolio

No.	Ticker	Date	Buy price	Current price	Unrealized gain/ loss	Cutlosses	Target
1	DRC	26/09/2016	40.5	36.2	-10.5%	38.0	44.0
2	VCB	26/09/2016	37.4	36.3	-2.9%	35.0	45.0
3	CTI	27/5/2016	24.3	29.2	20.2%	22.6	31.8
4	REE	1/8/2016	20.3	21.3	4.7%	19.5	23.5
5	GMD	26/09/2016	26.3	26.3	0.0%	24.2	28.5
<b>Average</b>					<b>2.3%</b>		

Source: BSC Research

### CANSLIM portfolio

No.	Ticker	Date	Buy price	Current price	Unrealized gain/ loss	Cutlosses	Target
1	MBB	27/4/2015	13.8	13.8	0.0%	12.8	16.6
2	GMD	4/7/2015	26.6	26.3	-1.1%	24.7	31.9
3	HUT	03/10/2016	13.2	12.2	-7.6%	12.3	15.8
4	DRC	05/09/2016	39.3	36.2	-7.9%	36.5	47.2
5	HPG	28/10/2016	40.8	41.0	0.4%	36.4	44.9
<b>Average</b>					<b>-3.2%</b>		

Source: BSC Research

## Market statistics

### Top 5 leaders on the HSX

Ticker	Price	% Chg	Index pt	Volume
VIC	44.00	2.80	1.61	1.01MLN
ROS	108.70	6.99	1.55	2.33MLN
HT1	22.70	3.18	0.11	25830.00
HNG	6.50	4.33	0.11	1.29MLN
Ticker	Price	% Chg	Index pt	Volume
VNM	140.50	-0.35	-0.37	789590
CTG	16.45	-0.90	-0.28	316350
TCH	22.25	-6.90	-0.28	610960
HPG	40.95	-1.33	-0.24	3.41MLN
VCB	36.25	-0.41	-0.20	898610

### Top 5 gainers on the HSX

Ticker	Price	% Chg	Index pt	Volume
ROS	108.70	6.99	1.55	2.33MLN
KSA	1.69	6.96	0.01	250900
ABT	46.15	6.95	0.02	5070
CIG	2.64	6.88	0.00	50
CYC	3.27	6.86	0.00	10

### Top 5 losers on the HSX

Ticker	Price	% Chg	Index pt	Volume
VNH	0.90	-10.00	0.00	9870
BTT	35.60	-6.32	-0.01	13980
D2D	30.60	-5.26	-0.01	2760
VPS	19.80	-4.81	-0.01	50
VOS	2.10	-4.55	-0.01	10470

Source: Bloomberg, BSC Research

### Top 5 leaders on HNX

Ticker	Price	% Chg	Index pt	Volume
PVR	3.40	9.68	0.07	100
KKC	14.50	5.84	0.07	5800
AAA	24.10	7.11	0.04	1.12MLN
VBC	70.50	5.22	0.04	2400
Ticker	Price	% Chg	Index pt	Volume
SGO	3.80	-2.56	-0.05	206800
TV2	92.10	-0.97	-0.02	1700
NTP	58.80	-0.17	-0.02	6100
PVG	7.70	-1.28	-0.01	26600
L14	79.00	-4.70	-0.01	800

### Top 5 gainers on the HNX

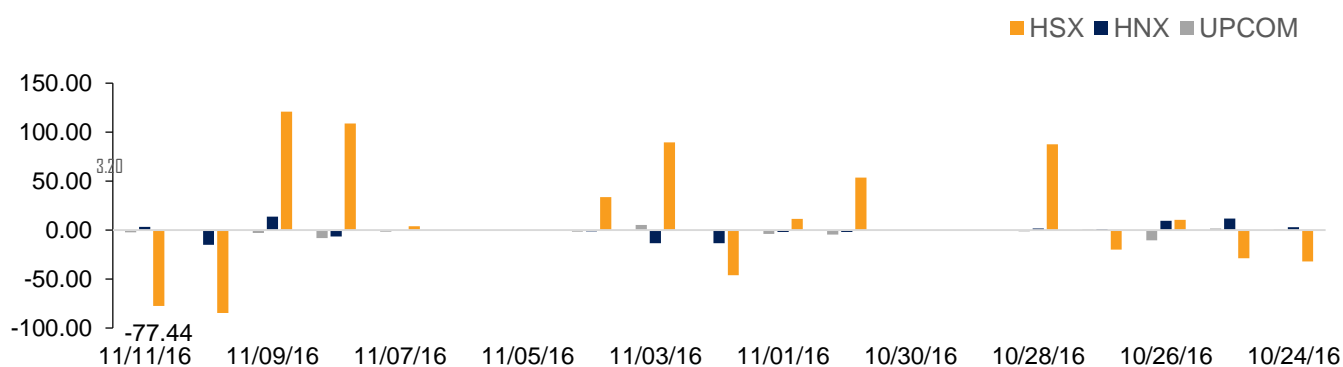
Ticker	Price	% Chg	Index pt	Volume
SIC	12.20	9.91	0.00	2500
TV3	54.40	9.90	0.02	200
PEN	9.00	9.76	0.02	2900
PVR	3.40	9.68	0.07	100
TFC	22.70	9.66	0.01	23900

### Top 5 losers on the HNX

Ticker	Price	% Chg	Index pt	Volume
GMX	21.00	-9.87	-0.01	3200
ONE	9.10	-9.90	0.00	31100
DID	4.60	-9.80	0.00	10100
NHA	9.30	-9.71	-0.01	100
KMT	5.80	-9.38	0.00	500

Exhibit 3

### Foreign transaction



Source: HSX, HNX, BSC Research

## Disclosure

*The information, statements, forecasts and projections contained herein, including any expression of opinion, are based upon sources believed to be reliable but their accuracy completeness or correctness are not guaranteed. Expressions of opinion herein were arrived at after due and careful consideration and they were based upon the best information then known to us, and in our opinion are fair and reasonable in the circumstances prevailing at the time. Expressions of opinion contained herein are subject to change without notice. This document is not, and should not be construed as, an offer or the solicitation of an offer to buy or sell any securities. BSC and other companies in the BSC and/or their officers, directors and employees may have positions and may affect transactions in securities of companies mentioned herein and may also perform or seek to perform investment banking services for these companies. This document is for private circulation only and is not for publication in the press or elsewhere. BSC accepts no liability whatsoever for any direct or consequential loss arising from any use of this or its content. The use of any information, statements forecasts and projections contained herein shall be at the sole discretion and risk of the user. No part of this material may be (i) copied, photocopied or duplicated in any form by any mean or (ii) redistributed without the prior written consent of BIDV Securities Company (BSC).*

**BSC Headquarters**

BIDV Tower, 10th & 11th Floor  
35 Hang Voi, Hoan Kiem, Hanoi  
Tel: +84 4 3935 2722  
Fax: +84 4 2220 0669

**Ho Chi Minh City Office**

146 Nguyen Cong Tru St, 9th Floor  
District 1, HCMC  
Tel: +84 8 3821 8885  
Fax: +84 8 3821 8510

<http://www.bsc.com.vn>

Bloomberg: BSCV <GO>

