

Fri, December 2, 2016

# Vietnam Daily Review

Large capitalization stocks with diversification

BSC's Forecast on the stock market

	Negative	Neutral	Positive
Day 28/11/2016		•	
Week 5/12-9/12/2016		•	
Month 11/2016		•	

## Highlight

Having no support from other sectors in the last session, Petroleum couldn't keep a beat up further added today despite OPEC's information makes oil price to continue the journey exceeded 50. The quick saturation caused the majority of stocks in the group to decline, GAS, PVD, PVS subjected to the impact of foreigners net sold, while some other stocks were oversold. The rapid weakening of GAS, ROS in the first trading hour made market index falling, the VN-Index got the lowest level today at 662 points. The first half of the afternoon session, the demand came back and pulled VNM to peak 136.5 points, made indirectly market index to recuperate. Recovery efforts of ROS until the end of the afternoon session brought market index approach the reference, closed at 665.14 points, down 1.4 points. Large-cap stocks such as HPG, HSG, STB, VIC, VCB increased, also supported lightly the market index, the adjustment of the GAS (-0.6%), MSN (-2.5%), BID (-0.6%), VNM (-0.1%) in time.

## Recommendation

Market trend is still at the stage of short term correction, market volatility is affected by market information, foreign investors, or only a few stocks. Cumulative movement in a narrow range 660-670 as mentioned in the first session of the week is necessary to market be more stable. Opportunity to participate in the exploration for investors in the next session if the market approaches the short-term support level of 660 points..

## BSC RESEARCH

### Head of Research

Tran Thang Long  
longtt@bsc.com.vn

### Macro & Market Team

Bui Nguyen Khoa  
khoabn@bsc.com.vn

Do Nam Tung  
tungdn@bsc.com.vn

Pham Anh Quang  
quangpa@bsc.com.vn

**VN-INDEX** **665.14**  
Value: 2531.36 bil **-1.4 (-0.21%)**  
Foreigners (net): -VND 140.01 bil

**HNX-INDEX** **81.17**  
Value: 291.66 bil **-0.38 (-0.47%)**  
Foreigners (net): -VND 2.59 bil

**UPCOM-INDEX** **57.84**  
Value 160 bil **-0.04 (-0.07%)**  
Foreigners (net): VND 1.82 bil

### Macro indicators

	Value	% Chg
Crude oil	50.7	-0.8%
Gold	1,172	0.1%
USDVND	22,680	0.0%
EURVND	24,146	-0.2%
JPYVND	19,931	0.2%
1-month Interbank rate	3.5%	-
5yr VN Treasury Yield	5.2%	-

Source: Bloomberg, BSC Research

### Content

Market highlights	2
Stock recommendations	3
Market statistics	4

This report must be read with the Disclosure, located at the end of this report.

**Đỗ Nam Tùng**

tungnd@bsc.com.vn

## Market highlights

Having no support from other sectors in the last session, Petroleum couldn't keep a beat up further added today despite OPEC's information makes oil price to continue the journey exceeded 50. The quick saturation caused the majority of stocks in the group to decline, GAS, PVD, PVS subjected to the impact of foreigners net sold, while some other stocks were oversold. The rapid weakening of GAS, ROS in the first trading hour made market index falling, the VN-Index got the lowest level today at 662 points. The first half of the afternoon session, the demand came back and pulled VNM to peak 136.5 points, made indirectly market index to recuperate. Recovery efforts of ROS until the end of the afternoon session brought market index approach the reference, closed at 665.14 points, down 1.4 points. Large-cap stocks such as HPG, HSG, STB, VIC, VCB increased, also supported lightly the market index, the adjustment of the GAS (-0.6%), MSN (-2.5%), BID (-0.6%), VNM (-0.1%) in time.

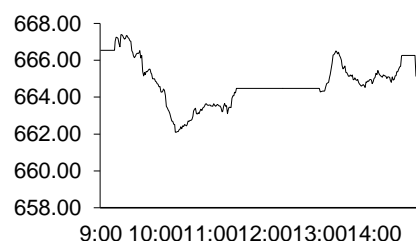
Foreigners net sold on both 2 exchanges today, with VNDbn -140.01 on the HOSE and VNDbn -2.59 on the HNX, net bought in the 8th consecutive day on UPCOM. Foreign investors traded VNM around 2 million units in this session, the total trading volume reached nearly 1.7 million shares, trading volume through agreements reached nearly 1 million units. Foreigners were net sellers MSN in the session, 950 thousand shares were traded through agreement.

## Recommendations

Ending the week of volatility with the unexpected trading activities of foreign investors in the last sessions of the month, the effect of VNM and OPEC's information had an influence on oil and gas stocks in only 1 session. The market underwent a week of fluctuation around the support range of 660-670, liquidity somewhat declined in the last session, the market index fell -1.58% compared with the last week.

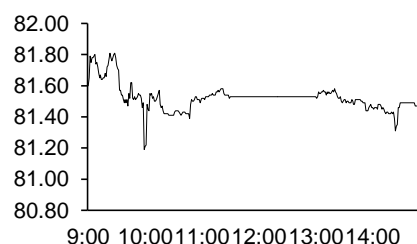
Although the market has narrowed volatility from the previous session, large-cap stocks took differentiation; however, the demand seems to be back with small cap stocks today. Some stocks the ceiled with improved volume such as DCL, TTF, LDG, DRH, VRC.

Market trend is still at the stage of short term correction, market volatility is affected by market information, foreign investors, or only a few stocks. Cumulative movement in a narrow range 660-670 as mentioned in the first session of the week is necessary to market be more stable. Opportunity to participate in the exploration for investors in the next session if the market approaches the short-term support level of 660 points.



Source: Bloomberg, BSC Research

Exhibit 2



Source: Bloomberg, BSC Research

Exhibit 3

### Top 5 volume leaders

Ticker	Volume	Price	% Chg
FLC	12.27	5.55	-2.63
ITA	8	5.09	4.09
HPG	4.77	42.2	1.08
ROS	4.46	124.1	2.56
HAI	4.42	4.48	6.16

Source: Bloomberg, BSC Research

## Stock recommendations

### Short-term portfolio

No.	Ticker	Date	Buy price	Current price	Unrealized gain/ loss	Cutlosses	Target
1	GMD	8/8/2016	26.3	26.8	1.9%	24.2	28.5
2	VIC	17/10/2016	43.0	42.0	-2.3%	41.0	47.0
3	PVT	28/11/2016	12.3	12.3	0.0%	12.0	14.0
<b>Average</b>					<b>0.00%</b>		

Source: BSC Research

### CANSLIM portfolio

No.	Ticker	Date	Buy price	Current price	Unrealized gain/ loss	Cutlosses	Target
1	MBB	27/4/2015	13.8	13.3	-3.6%	12.8	16.6
2	GMD	4/7/2015	26.6	26.8	0.8%	24.7	31.9
3	HUT	03/10/2016	13.2	11.8	-10.6%	12.3	15.8
4	LHG	28/10/2016	23.0	19.8	-13.9%	20.2	27.2
5	HPG	28/10/2016	40.8	42.2	3.4%	36.4	44.9
<b>Average</b>					<b>-4.8%</b>		

Source: BSC Research

## Market statistics

### Top 5 leaders on the HSX

Ticker	Price	% Chg	Index pt	Volume
ROS	124.10	2.56	0.65	4.46MLN
HPG	42.20	1.08	0.19	4.77MLN
STB	7.74	2.52	0.1	940350.00
VHC	52.70	4.98	0.11	669640.00
Ticker	Price	% Chg	Index pt	Volume
MSN	62.80	-2.48	-0.59	387740
GAS	67.90	-0.59	-0.38	125390
BVH	58.50	-1.52	-0.30	73400
BID	15.30	-0.65	-0.17	1.34MLN
HNG	6.30	-6.25	-0.16	883220

### Top 5 gainers on the HSX

Ticker	Price	% Chg	Index pt	Volume
LDG	5.20	7.00	0.02	364700
DCL	25.25	6.99	0.05	871760
VPS	18.40	6.98	0.01	30
DRH	29.15	6.97	0.05	573720
HID	17.65	6.97	0.02	209800

### Top 5 losers on the HSX

Ticker	Price	% Chg	Index pt	Volume
VNH	0.90	-10.00	0.00	9870
BTT	35.60	-6.32	-0.01	13980
D2D	30.60	-5.26	-0.01	2760
VPS	19.80	-4.81	-0.01	50
VOS	2.10	-4.55	-0.01	10470

Source: Bloomberg, BSC Research

### Top 5 leaders on HNX

Ticker	Price	% Chg	Index pt	Volume
PVR	3.40	9.68	0.07	100
KKC	14.50	5.84	0.07	5800
AAA	24.10	7.11	0.04	1.12MLN
VBC	70.50	5.22	0.04	2400
Ticker	Price	% Chg	Index pt	Volume
SGO	3.80	-2.56	-0.05	206800
TV2	92.10	-0.97	-0.02	1700
	58.80		-0.02	6100
PVG	7.70	-1.28	-0.01	26600
L14	79.00	-4.70	-0.01	800

### Top 5 gainers on the HNX

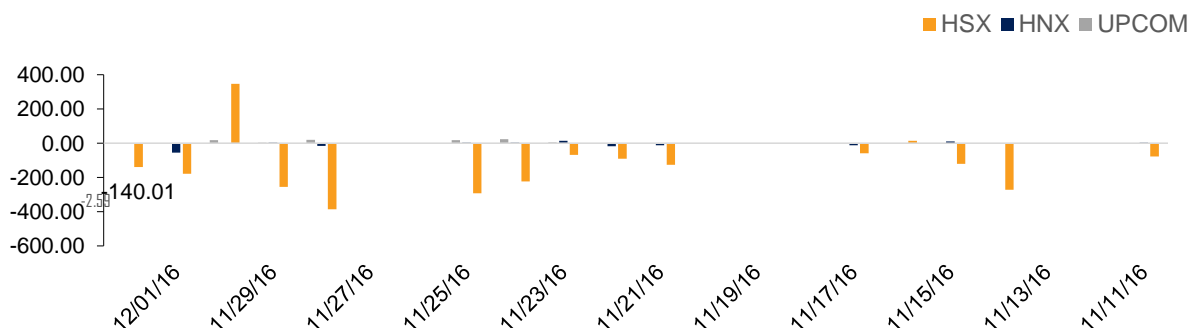
Ticker	Price	% Chg	Index pt	Volume
SIC	12.20	9.91	0.00	2500
TV3	54.40	9.90	0.02	200
PEN	9.00	9.76	0.02	2900
PVR	3.40	9.68	0.07	100
TFC	22.70	9.66	0.01	23900

### Top 5 losers on the HNX

Ticker	Price	% Chg	Index pt	Volume
GMX	21.00	-9.87	-0.01	3200
ONE	9.10	-9.90	0.00	31100
DID	4.60	-9.80	0.00	10100
NHA	9.30	-9.71	-0.01	100
KMT	5.80	-9.38	0.00	500

Exhibit 3

### Foreign transaction



Source: HSX, HNX, BSC Research

## Disclosure

*The information, statements, forecasts and projections contained herein, including any expression of opinion, are based upon sources believed to be reliable but their accuracy completeness or correctness are not guaranteed. Expressions of opinion herein were arrived at after due and careful consideration and they were based upon the best information then known to us, and in our opinion are fair and reasonable in the circumstances prevailing at the time. Expressions of opinion contained herein are subject to change without notice. This document is not, and should not be construed as, an offer or the solicitation of an offer to buy or sell any securities. BSC and other companies in the BSC and/or their officers, directors and employees may have positions and may affect transactions in securities of companies mentioned herein and may also perform or seek to perform investment banking services for these companies. This document is for private circulation only and is not for publication in the press or elsewhere. BSC accepts no liability whatsoever for any direct or consequential loss arising from any use of this or its content. The use of any information, statements forecasts and projections contained herein shall be at the sole discretion and risk of the user. No part of this material may be (i) copied, photocopied or duplicated in any form by any mean or (ii) redistributed without the prior written consent of BIDV Securities Company (BSC).*

### **BSC Headquarters**

BIDV Tower, 10th & 11th Floor  
35 Hang Voi, Hoan Kiem, Hanoi  
Tel: +84 4 3935 2722  
Fax: +84 4 2220 0669

### **Ho Chi Minh City Office**

146 Nguyen Cong Tru St, 9th Floor  
District 1, HCMC  
Tel: +84 8 3821 8885  
Fax: +84 8 3821 8510

<http://www.bsc.com.vn>

Bloomberg: BSCV <GO>

