

Thu, February 2, 2017

Vietnam Daily Review

Took the new resistance at 700 points

BSC's Forecast on the stock market

	Negative	Neutral	Positive
Day 03/02/2017			•
Week 30/1-3/2/2017		•	
Month 01/2016		•	

Highlight

The market has been dealing with the excitement in the opening minutes of the first session of the new year, the VN-Index quickly conquer resistance at 700 points after trading ATO, with dominant gainers, on the other hand the large-cap stocks attracted market demand GAS, VIC, VNM, MWG, in which the rubber stocks rebound and supported by large transaction volumes. However, even then the stocks of beer as SAB, BHN and banking stocks including BID, CTG, STB have declined, dragging the market tumbled quite close to the reference level. The demand of the VNM of the end of the morning session and maintained until the end of the afternoon dragged market index recovered stronger, together with large trading volume of 1.7 million shares. In late trading, banking stocks could also rebound and is supported by transaction volume. The VN-Index closed up 5.9 points, reaching 703.18 points respectively; trading value reached 1.750 billion during the session, rising 3.4% respectively from the previous session.

Recommendation

The first session of the new year reflects the expectations of the market participants. The VN-Index continued to increase and conquer new resistance at 700 points, with a significant contribution to the score of VNM, and the consensus of large-cap stocks as well as most shares on the market. Market liquidity increased slightly from the previous session, focused on the basic stocks or large stocks, the score of the market continues to conquer new resistance 710 points. The underlying stocks are in the process of recovering from the bottom continues to attract the interest of the money market. Investors considering entering the market for these stocks was assessed positively in terms of basic and really promising this year, limiting the chase; and stocks with market factors, investors should be wary of risk common market reversal.

BSC RESEARCH

Head of Research

Tran Thang Long
longtt@bsc.com.vn

Macro & Market Team

Bui Nguyen Khoa
khoabn@bsc.com.vn

Do Nam Tung
tungdn@bsc.com.vn

VN-INDEX **703.18**
Value: 1750.88 bil **5.9 (0.85%)**
Foreigners (net): -VND 4.329 bil

HNX-INDEX **84.64**
Value: 162.81 bil **0.18 (0.21%)**
Foreigners (net): -VND 10.09 bil

UPCOM-INDEX **55.12**
Value 74.76 bil **0.44 (0.8%)**
Foreigners (net): VND 4.34 bil

Macro indicators

	Value	% Chg
Crude oil	54.2	0.5%
Gold	1,221	0.9%
USDVND	22,639	0.2%
EURVND	24,494	0.7%
JPYVND	20,150	1.0%
1-month Interbank rate	5.2%	-
5yr VN Treasury Yield	5.3%	-

Source: Bloomberg, BSC Research

Content

Market highlights	2
Technical Views - HPG	3
Stock recommendations	4
Market statistics	5

This report must be read with the Disclosure, located at the end of this report.

Đỗ Nam Tùng

tungnd@bsc.com.vn

Market highlights

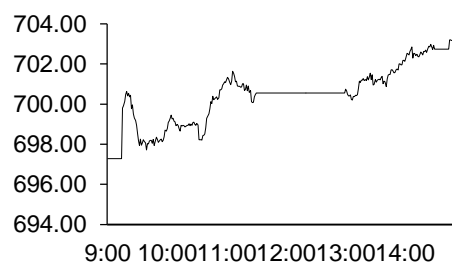
The market has been dealing with the excitement in the opening minutes of the first session of the new year, the VN-Index quickly conquer resistance at 700 points after trading ATO, with dominant gainers, on the other hand the large-cap stocks attracted market demand GAS, VIC, VNM, MWG, in which the rubber stocks rebound and supported by large transaction volumes. However, even then the stocks of beer as SAB, BHN and banking stocks including BID, CTG, STB have declined, dragging the market tumbled quite close to the reference level. The demand of the VNM of the end of the morning session and maintained until the end of the afternoon dragged market index recovered stronger, together with large trading volume of 1.7 million shares. In late trading, banking stocks could also rebound and is supported by transaction volume. The VN-Index closed up 5.9 points, reaching 703.18 points respectively; trading value reached 1.750 billion during the session, rising 3.4% respectively from the previous session.

Stocks Hoang Anh Gia Lai HNG, HAG had the ceiling and trading volume surged. Market size was positive, including 257 gainers and 168 decliners on two floors, the small cap stocks also have the opportunity to increase the ceiling again. However, market liquidity is mainly focused on large cap stocks, VNM, ROS, NVL, MWG, HPG, HAG, VCB, BID, PHR, accounting for 48.55% of total market transactions.

Foreigners sold 10.09 billion dong on the HNX, mainly concentrated 2 stocks VCG, VND.

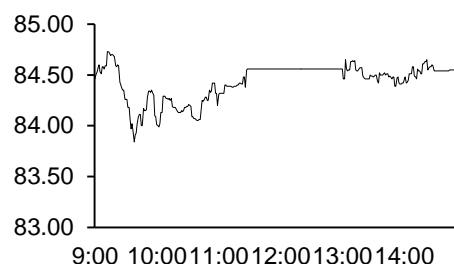
Recommendations

The first session of the new year reflects the expectations of the market participants. The VN-Index continued to increase and conquer new resistance at 700 points, with a significant contribution to the score of VNM, and the consensus of large-cap stocks as well as most shares on the market. Market liquidity increased slightly from the previous session, focused on the basic stocks or large stocks, the score of the market continues to conquer new resistance 710 points. The underlying stocks are in the process of recovering from the bottom continues to attract the interest of the money market. Investors considering entering the market for these stocks was assessed positively in terms of basic and really promising this year, limiting the chase; and stocks with market factors, investors should be wary of risk common market reversal.



Source: Bloomberg, BSC Research

Exhibit 2



Source: Bloomberg, BSC Research

Exhibit 3

Top 5 volume leaders

Ticker	Volume	Price	% Chg
HAG	10.50	5.99	6.96
FLC	4.79	5.15	0.00
BID	3.03	17.20	1.78
HQC	2.83	2.20	0.46
OGC	2.36	1.30	-2.99

Source: Bloomberg, BSC Research

Stock recommendations

Short-term portfolio

No.	Ticker	Date	Buy price	Current price	Unrealized gain/ loss	Cutlosses	Target
1	GMD	26/09/2016	26.3	28.2	7.0%	24.2	28.5
2	VIC	17/10/2016	43.0	42.5	-1.2%	41.0	47.0
3	PVT	27/5/2016	12.3	12.4	0.8%	11.7	13.5
4	CSV	19/12/2016	26.8	28.8	7.3%	26.0	30.0
5	KBC	26/12/2016	13.6	13.9	2.2%	13.0	15.0
Average					3.23%		

Source: BSC Research

CANSLIM portfolio

No.	Ticker	Date	Buy price	Current price	Unrealized gain/ loss	Cutlosses	Target
1	MBB	27/4/2015	13.8	14.2	2.9%	12.8	16.6
2	GMD	4/7/2015	26.6	28.2	5.8%	24.7	31.9
3	VCS	16/12/2016	130.0	128.7	-1.0%	120.9	156.0
4	HPG	28/10/2016	40.8	42.7	4.7%	36.4	44.9
Average					3.1%		

Source: BSC Research

Market statistics

Top 5 leaders on the HSX

Ticker	Price	% Chg	Index pt	Volume
VNM	133.00	3.10	2.56	1.70MLN
MWG	169.00	5.63	0.61	422570.00
VIC	42.50	1.19	0.58	390520.00
BID	17.20	1.78	0.45	3.03MLN
Ticker	Price	% Chg	Index pt	Volume
SAB	219.00	-2.14	-1.36	18560
BHN	132.00	-2.22	-0.31	12840
STB	10.05	-1.47	-0.10	2.30MLN
DVP	74.00	-5.13	-0.07	1310
HVG	8.37	-7.00	-0.06	350340

Top 5 gainers on the HSX

Ticker	Price	% Chg	Index pt	Volume
EIB	10.25	6.99	0.37	175600
HNG	7.81	6.99	0.17	2.57MLN
BTT	33.00	6.97	0.01	50
HAG	5.99	6.96	0.14	10.50MLN
TRC	29.95	6.96	0.03	278500

Top 5 losers on the HSX

Ticker	Price	% Chg	Index pt	Volume
VNH	0.90	-10.00	0.00	9870
BTT	35.60	-6.32	-0.01	13980
D2D	30.60	-5.26	-0.01	2760
VPS	19.80	-4.81	-0.01	50
VOS	2.10	-4.55	-0.01	10470

Source: Bloomberg, BSC Research

Top 5 leaders on HNX

Ticker	Price	% Chg	Index pt	Volume
PVR	3.40	9.68	0.07	100
KKC	14.50	5.84	0.07	5800
AAA	24.10	7.11	0.04	1.12MLN
VBC	70.50	5.22	0.04	2400
Ticker	Price	% Chg	Index pt	Volume
SGO	3.80	-2.56	-0.05	206800
TV2	92.10	-0.97	-0.02	1700
NTP	58.80	-0.17	-0.02	6100
PVG	7.70	-1.28	-0.01	26600
L14	79.00	-4.70	-0.01	800

Top 5 gainers on the HNX

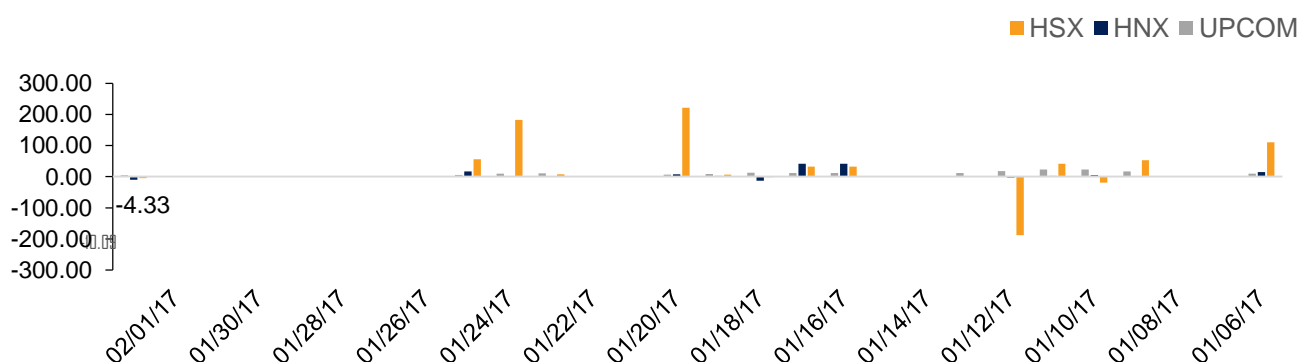
Ticker	Price	% Chg	Index pt	Volume
SIC	12.20	9.91	0.00	2500
TV3	54.40	9.90	0.02	200
PEN	9.00	9.76	0.02	2900
PVR	3.40	9.68	0.07	100
TFC	22.70	9.66	0.01	23900

Top 5 losers on the HNX

Ticker	Price	% Chg	Index pt	Volume
GMX	21.00	-9.87	-0.01	3200
ONE	9.10	-9.90	0.00	31100
DID	4.60	-9.80	0.00	10100
NHA	9.30	-9.71	-0.01	100
KMT	5.80	-9.38	0.00	500

Exhibit 3

Foreign transaction



Source: HSX, HNX, BSC Research

Disclosure

The information, statements, forecasts and projections contained herein, including any expression of opinion, are based upon sources believed to be reliable but their accuracy completeness or correctness are not guaranteed. Expressions of opinion herein were arrived at after due and careful consideration and they were based upon the best information then known to us, and in our opinion are fair and reasonable in the circumstances prevailing at the time. Expressions of opinion contained herein are subject to change without notice. This document is not, and should not be construed as, an offer or the solicitation of an offer to buy or sell any securities. BSC and other companies in the BSC and/or their officers, directors and employees may have positions and may affect transactions in securities of companies mentioned herein and may also perform or seek to perform investment banking services for these companies. This document is for private circulation only and is not for publication in the press or elsewhere. BSC accepts no liability whatsoever for any direct or consequential loss arising from any use of this or its content. The use of any information, statements forecasts and projections contained herein shall be at the sole discretion and risk of the user. No part of this material may be (i) copied, photocopied or duplicated in any form by any mean or (ii) redistributed without the prior written consent of BIDV Securities Company (BSC).

BSC Headquarters

BIDV Tower, 10th & 11th Floor
35 Hang Voi, Hoan Kiem, Hanoi
Tel: +84 4 3935 2722
Fax: +84 4 2220 0669

Ho Chi Minh City Office

146 Nguyen Cong Tru St, 9th Floor
District 1, HCMC
Tel: +84 8 3821 8885
Fax: +84 8 3821 8510

<http://www.bsc.com.vn>

Bloomberg: BSCV <GO>

