



Wed, February 15, 2017

## Vietnam Daily Review

VN-Index broke out of resistance level at 710 points

### BSC's Forecast on the stock market

	Negative	Neutral	Positive
Day 16/02/2017			•
Week 13/2-17/2/2017		•	
Month 02/2016		•	

### Highlight

The market witnessed positive transactions in today's session. At the end of morning session, VN-Index reached 709.42 thanks to the dramatic increase of VIC and strong recovery of Banking stocks. For the afternoon one, the index overcame resistance level at 710, even getting the highest point at 711.73. Then, VN Index took a correction and closed at 711.57, going up by 5.31 points from reference price. With the help coming from blue-chips, number of bullish shares still took advanced though SAB got a strong drop. Trading volume got more than 151 million units, being worth more than VND 2,851 billion and the consensus trading one reached VND 429.99 billion.

### Recommendation

Today stock market continues its positive movement, officially reached its resistant level of 710 points, backed by strong market liquidity and market influential stocks, as well as the comebacks of the Banking sector. There was an increase in liquidity, with balanced capital flows to all market sectors. The index is in its secure movement to beat another short-term resistance at 715 points. Investors should rebalance their portfolios and track the general capital flows trending towards certain market sectors.

## BSC RESEARCH

### Head of Research

**Tran Thang Long**  
longtt@bsc.com.vn

### Macro & Market Team

**Bui Nguyen Khoa**  
khoabn@bsc.com.vn

**Do Nam Tung**  
tungdn@bsc.com.vn

**VN-INDEX** **711.57**  
Value: 2851.57 bil **5.31 (0.75%)**  
Foreigners (net): VND 102.06 bil

**HNX-INDEX** **86.32**  
Value: 410.23 bil **0.13 (0.15%)**  
Foreigners (net): -VND 0.18 bil

**UPCOM-INDEX** **55.05**  
Value 112.15 bil **0.19 (0.35%)**  
Foreigners (net): VND 4.35 bil

### Macro indicators

	Value	% Chg
Crude oil	52.9	-0.6%
Gold	1,226	-0.2%
USDVND	22,763	0.1%
EURVND	24,024	0.0%
JPYVND	19,897	0.0%
1-month Interbank rate	4.4%	-
5yr VN Treasury Yield	5.0%	-

Source: Bloomberg, BSC Research

### Content

Market highlights	2
Stock recommendations	3
Market statistics	4

This report must be read with the Disclosure, located at the end of this report.

**Đỗ Nam Tùng**

tungnd@bsc.com.vn

## Market highlights

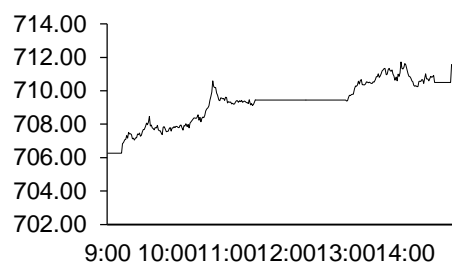
The market witnessed positive transactions in today's session. At the end of morning session, VN-Index reached 709.42 thanks to the dramatic increase of VIC and strong recovery of Banking stocks. For the afternoon one, the index overcame resistance level at 710, even getting the highest point at 711.73. Then, VN Index took a correction and closed at 711.57, going up by 5.31 points from reference price. With the help coming from blue-chips, number of bullish shares still took advanced though SAB got a strong drop. Trading volume got more than 151 million units, being worth more than VND 2,851 billion and the consensus trading one reached VND 429.99 billion.

The bullish momentum covered almost stock sectors whereas, banking stocks experienced a strong gain: CTG, BID, MBB increased 3.5%, 2.1% and 1.4% respectively. Real estate, Rubber, Construction, Transport, etc. also attracted a large amount of market cash flow. Small caps also were in a bullish trend. Oil & Gas shares remained their slight correction and there was a divergence between stocks in this group

Foreigners took a net buy on HOSE (VND 102.6 billion) and a net sale on HNX (VND 182.49 million). They focused on buying VNM (VND 39.19 billion), VIC (VND 21.66 billion) and selling KDH (VND 3.57 billion) and DRC (VND 2.86 billion).

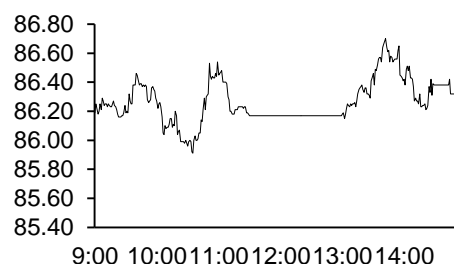
## Recommendations

Today stock market continues its positive movement, officially reached its resistant level of 710 points, backed by strong market liquidity and market influential stocks, as well as the comebacks of the Banking sector. There was an increase in liquidity, with balanced capital flows to all market sectors. The index is in its secure movement to beat another short-term resistance at 715 points. Investors should rebalance their portfolios and track the general capital flows trending towards certain market sectors.



Source: Bloomberg, BSC Research

Exhibit 2



Source: Bloomberg, BSC Research

Exhibit 3

### Top 5 volume leaders

Ticker	Volume	Price	% Chg
HAG	10.28	6.80	4.29
FLC	9.74	6.04	-0.17
OGC	8.06	1.51	3.42
HQC	7.16	2.22	-3.48
BID	4.07	17.35	2.06

Source: Bloomberg, BSC Research

## Stock recommendations

### Short-term portfolio

No.	Ticker	Date	Buy price	Current price	Unrealized gain/ loss	Cutlosses	Target
1	GMD	26/09/2016	26.3	31.0	17.7%	24.2	28.5
2	VIC	17/10/2016	43.0	44.5	3.5%	41.0	47.0
3	PVT	27/5/2016	12.3	13.5	9.3%	11.7	13.5
4	CSV	19/12/2016	26.8	30.3	12.9%	26.0	30.0
5	KBC	26/12/2016	13.6	14.4	6.3%	13.0	15.0
<b>Average</b>					<b>9.93%</b>		

Source: BSC Research

### CANSLIM portfolio

No.	Ticker	Date	Buy price	Current price	Unrealized gain/ loss	Cutlosses	Target
1	MBB	27/4/2015	13.8	14.5	5.1%	12.8	16.6
2	GMD	4/7/2015	26.6	31.0	16.4%	24.7	31.9
3	VCS	16/12/2016	130.0	142.0	9.2%	120.9	156.0
4	HPG	28/10/2016	40.8	45.2	10.7%	36.4	44.9
<b>Average</b>					<b>10.3%</b>		

Source: BSC Research

## Market statistics

### Top 5 leaders on the HSX

Ticker	Price	% Chg	Index pt	Volume
VIC	44.50	4.58	2.27	2.27MLN
CTG	19.30	3.49	1.07	4.80MLN
BID	17.35	2.06	0.53	3.87MLN
VCB	39.00	0.78	0.48	1.42MLN
Ticker	Price	% Chg	Index pt	Volume
SAB	213.90	-0.97	-0.59	84300
STB	9.95	-1.49	-0.10	2.88MLN
EIB	10.55	-1.40	-0.08	138920
FPT	46.00	-0.86	-0.08	1.16MLN
DHG	112.00	-1.84	-0.08	80890

### Top 5 gainers on the HSX

Ticker	Price	% Chg	Index pt	Volume
CDO	6.89	6.99	0.01	906530
VPH	8.12	6.98	0.01	146090
C32	49.05	6.98	0.02	738850
TDW	31.45	6.97	0.01	550
ATG	3.07	6.97	0.00	352290

### Top 5 losers on the HSX

Ticker	Price	% Chg	Index pt	Volume
VNH	0.90	-10.00	0.00	9870
BTT	35.60	-6.32	-0.01	13980
D2D	30.60	-5.26	-0.01	2760
VPS	19.80	-4.81	-0.01	50
VOS	2.10	-4.55	-0.01	10470

Source: Bloomberg, BSC Research

### Top 5 leaders on HNX

Ticker	Price	% Chg	Index pt	Volume
PVR	3.40	9.68	0.07	100
KKC	14.50	5.84	0.07	5800
AAA	24.10	7.11	0.04	1.12MLN
VBC	70.50	5.22	0.04	2400
Ticker	Price	% Chg	Index pt	Volume
SGO	3.80	-2.56	-0.05	206800
TV2	92.10	-0.97	-0.02	1700
NTP	58.80	-0.17	-0.02	6100
PVG	7.70	-1.28	-0.01	26600
L14	79.00	-4.70	-0.01	800

### Top 5 gainers on the HNX

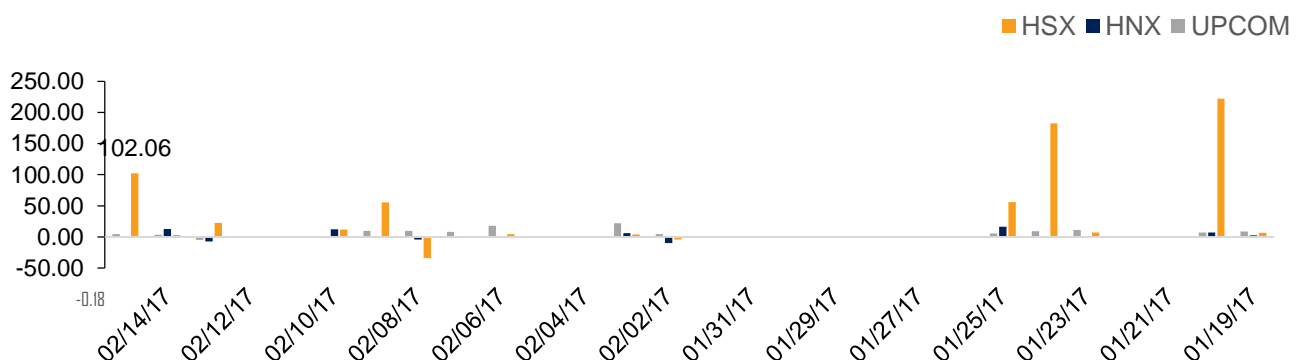
Ticker	Price	% Chg	Index pt	Volume
SIC	12.20	9.91	0.00	2500
TV3	54.40	9.90	0.02	200
PEN	9.00	9.76	0.02	2900
PVR	3.40	9.68	0.07	100
TFC	22.70	9.66	0.01	23900

### Top 5 losers on the HNX

Ticker	Price	% Chg	Index pt	Volume
GMX	21.00	-9.87	-0.01	3200
ONE	9.10	-9.90	0.00	31100
DID	4.60	-9.80	0.00	10100
NHA	9.30	-9.71	-0.01	100
KMT	5.80	-9.38	0.00	500

Exhibit 3

### Foreign transaction



Source: HSX, HNX, BSC Research

## Disclosure

*The information, statements, forecasts and projections contained herein, including any expression of opinion, are based upon sources believed to be reliable but their accuracy completeness or correctness are not guaranteed. Expressions of opinion herein were arrived at after due and careful consideration and they were based upon the best information then known to us, and in our opinion are fair and reasonable in the circumstances prevailing at the time. Expressions of opinion contained herein are subject to change without notice. This document is not, and should not be construed as, an offer or the solicitation of an offer to buy or sell any securities. BSC and other companies in the BSC and/or their officers, directors and employees may have positions and may affect transactions in securities of companies mentioned herein and may also perform or seek to perform investment banking services for these companies. This document is for private circulation only and is not for publication in the press or elsewhere. BSC accepts no liability whatsoever for any direct or consequential loss arising from any use of this or its content. The use of any information, statements forecasts and projections contained herein shall be at the sole discretion and risk of the user. No part of this material may be (i) copied, photocopied or duplicated in any form by any mean or (ii) redistributed without the prior written consent of BIDV Securities Company (BSC).*

**BSC Headquarters**

BIDV Tower, 10th &amp; 11th Floor

35 Hang Voi, Hoan Kiem, Hanoi

Tel: +84 4 3935 2722

Fax: +84 4 2220 0669

**Ho Chi Minh City Office**

146 Nguyen Cong Tru St, 9th Floor

District 1, HCMC

Tel: +84 8 3821 8885

Fax: +84 8 3821 8510

<http://www.bsc.com.vn>

Bloomberg: BSCV &lt;GO&gt;

