

Mon, February 27, 2017

# Vietnam Daily Review

A positive session

## BSC's Forecast on the stock market

	Negative	Neutral	Positive
Day 28/02/2017		•	
Week 27/2-3/3/2017		•	
Month 02/2016		•	

## Highlight

Today's market experienced a more favorable point, however market liquidity became weaker, compared to that at the end of previous week. Although investors's trade occurred in cautious mentality, three indexes got a bullish trend when the session ended in the afternoon, such as: VN Index increased by 2.97 (+0.42%) whereas HNX Index and Upcom Index went up by 0.55 (0.63%) and 0.42 (0.75%), respectively. The major contributors to the morning session were BCs, like CTG, FPT, GAS and the recovery of point and liquidity in the afternoon one of VCB, VIC helped the market index come back to accumulation area above 715, approaching the resistance level at 720. The cash flow continued selecting Construction & Real Estate stocks like ROS, FLC, HAG, NVL, DXG. The big trading volume focused on FLC, HAG and HQC, getting 28.2 million, 13.48 million and 13 million, respectively. Banking, Securities, Fertilizers, Rubber and Technology shares were in recovery trend. On the contrary, Steel, Energy, Oil, Mineral group were in correction. VN Index closed at 717.44, implying a 2.97 increase. The liquidity in the session saw a drop, reaching VND 3,041 billion in value.

## Recommendation

Today, the market has a rebound session at the beginning of the week. Market liquidity decreased and thus, the cash flow became less diluted. Investors has focused their investments on small market group. BCs maintain their united movement, however, the small capitalization stock attract cash flow during the session. BSC forecast the market to continue fluctuating within a safe margin of 715 to 720 tomorrow, and we recommend investor to maintain their portfolios and acquire their profits when the market moves close the 720 point.

## BSC RESEARCH

### Head of Research

**Tran Thang Long**  
longtt@bsc.com.vn

### Macro & Market Team

**Bui Nguyen Khoa**  
khoabn@bsc.com.vn

**Do Nam Tung**  
tungdn@bsc.com.vn

**VN-INDEX** **717.44**  
Value: 3041.68 bil **2.97 (0.42%)**  
Foreigners (net): -VND 61.87 bil

**HNX-INDEX** **86.86**  
Value: 441.96 bil **0.54 (0.63%)**  
Foreigners (net): VND 2.19 bil

**UPCOM-INDEX** **56.38**  
Value 358.8 bil **0.46 (0.82%)**  
Foreigners (net): VND 51.55 bil

## Macro indicators

	Value	% Chg
Crude oil	54.5	0.9%
Gold	1,255	-0.1%
USDVND	22,772	-0.2%
EURVND	24,108	0.0%
JPYVND	20,276	-0.2%
1-month Interbank rate	4.0%	-
5yr VN Treasury Yield	5.0%	-

Source: Bloomberg, BSC Research

## Content

Market highlights	2
Stock recommendations	3
Market statistics	4

This report must be read with the Disclosure, located at the end of this report.

**Đỗ Nam Tùng**

tungnd@bsc.com.vn

## Market highlights

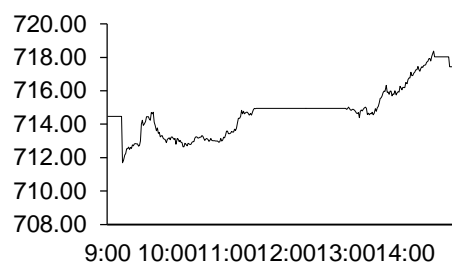
Today's market experienced a more favorable point, however market liquidity became weaker, compared to that at the end of previous week. Although investors's trade occurred in cautious mentality, three indexes got a bullish trend when the session ended in the afternoon, such as: VN Index increased by 2.97 (+0.42%) whereas HNX Index and Upcom Index went up by 0.55 (0.63%) and 0.42 (0.75%), respectively. The major contributors to the morning session were BCs, like CTG, FPT, GAS and the recovery of point and liquidity in the afternoon one of VCB, VIC helped the market index come back to accumulation area above 715, approaching the resistance level at 720. The cash flow continued selecting Construction & Real Estate stocks like ROS, FLC, HAG, NVL, DXG. The big trading volume focused on FLC, HAG and HQC, getting 28.2 million, 13.48 million and 13 million, respectively. Banking, Securities, Fertilizers, Rubber and Technology shares were in recovery trend. On the contrary, Steel, Energy, Oil, Mineral group were in correction. VN Index closed at 717.44, implying a 2.97 increase. The liquidity in the session saw a drop, reaching VND 3,041 billion in value.

Foreigners took a net buy on HNX with total value of VND 2.19 billion, focusing on KLF, BVS, API and net sale on VND, DGC, SHB. On Upcom, this group got a net buy with the value of VND 51.55 billion, being equivalent to 1.3 million units. On HOSE, overseas investors took a net sale of 3.9 million units, being worth VND 61.87 billion.

## Recommendations

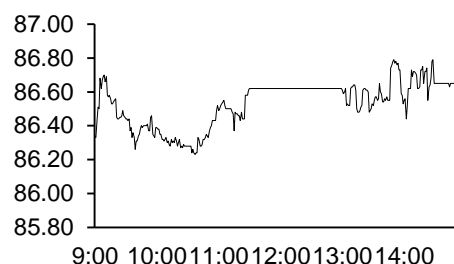
Today, the market has a rebound session at the beginning of the week. Market liquidity decreased and thus, the cash flow became less diluted. Investors has focused their investments on small market group. BCs maintain their united movement, however, the small capitalization stock attract cash flow during the session. BSC forecast the market to continue fluctuating within a safe margin of 715 to 720 tomorrow, and we recommend investor to maintain their portfolios and acquire their profits when the market moves close the 720 point.

A positive session



Source: Bloomberg, BSC Research

Exhibit 2



Source: Bloomberg, BSC Research

Exhibit 3

### Top 5 volume leaders

Ticker	Volume	Price	% Chg
FLC	28.28	8.10	3.85
HAG	13.48	8.11	6.99
HQC	13.01	2.58	3.20
FIT	12.81	5.09	2.62
HBC	10.64	50.90	-4.14

Source: Bloomberg, BSC Research

## Stock recommendations

### Short-term portfolio

No.	Ticker	Date	Buy price	Current price	Unrealized gain/ loss	Cutlosses	Target
1	GMD	26/09/2016	26.3	34.5	31.2%	24.2	28.5
2	VIC	17/10/2016	43.0	46.0	6.9%	41.0	47.0
3	PVT	27/5/2016	12.3	12.7	3.3%	11.7	13.5
4	CSV	19/12/2016	26.8	29.9	11.6%	26.0	30.0
5	KBC	26/12/2016	13.6	14.7	8.5%	13.0	15.0
<b>Average</b>					<b>12.27%</b>		

Source: BSC Research

### CANSLIM portfolio

No.	Ticker	Date	Buy price	Current price	Unrealized gain/ loss	Cutlosses	Target
1	MBB	27/4/2015	13.8	14.1	2.2%	12.8	16.6
2	GMD	4/7/2015	26.6	34.5	29.7%	24.7	31.9
3	VCS	16/12/2016	130.0	151.9	16.8%	120.9	156.0
4	HPG	28/10/2016	40.8	40.3	-1.3%	36.4	44.9
<b>Average</b>					<b>11.8%</b>		

Source: BSC Research

## Market statistics

### Top 5 leaders on the HSX

Ticker	Price	% Chg	Index pt	Volume
VCB	38.20	2.00	1.18	902460.00
VIC	45.95	1.55	0.81	788600.00
CTG	18.30	1.39	0.41	1.52MLN
NVL	66.50	1.84	0.31	1.04MLN
Ticker	Price	% Chg	Index pt	Volume
SAB	225.10	-0.84	-0.53	61270
MSN	41.00	-1.68	-0.35	880600
BHN	109.90	-0.99	-0.11	4970
HT1	19.10	-3.05	-0.10	129340
POM	15.35	-6.97	-0.09	22460

### Top 5 gainers on the HSX

Ticker	Price	% Chg	Index pt	Volume
HAG	8.11	6.99	0.18	13.48MLN
HAS	8.12	6.98	0.00	29810
ACL	9.36	6.97	0.01	6800
CMT	13.05	6.97	0.00	15550
BTT	36.95	6.95	0.01	4010

### Top 5 losers on the HSX

Ticker	Price	% Chg	Index pt	Volume
VNH	0.90	-10.00	0.00	9870
BTT	35.60	-6.32	-0.01	13980
D2D	30.60	-5.26	-0.01	2760
VPS	19.80	-4.81	-0.01	50
VOS	2.10	-4.55	-0.01	10470

Source: Bloomberg, BSC Research

### Top 5 leaders on HNX

Ticker	Price	% Chg	Index pt	Volume
PVR	3.40	9.68	0.07	100
KKC	14.50	5.84	0.07	5800
AAA	24.10	7.11	0.04	1.12MLN
VBC	70.50	5.22	0.04	2400
Ticker	Price	% Chg	Index pt	Volume
SGO	3.80	-2.56	-0.05	206800
TV2	92.10	-0.97	-0.02	1700
NTP	58.80	-0.17	-0.02	6100
PVG	-1.28	-1.28	-0.01	26600
L14	58.80	-4.70	-0.01	800

### Top 5 gainers on the HNX

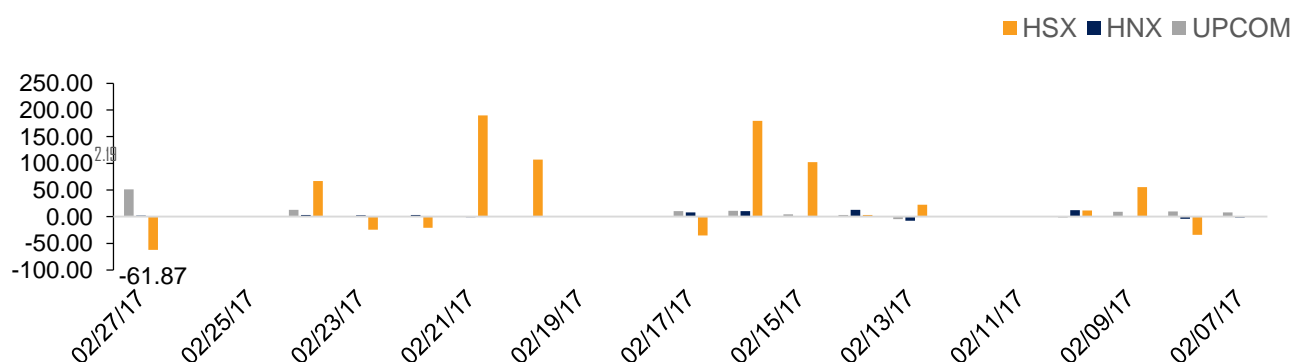
Ticker	Price	% Chg	Index pt	Volume
SIC	12.20	9.91	0.00	2500
TV3	54.40	9.90	0.02	200
PEN	9.00	9.76	0.02	2900
PVR	3.40	9.68	0.07	100
TFC	22.70	9.66	0.01	23900

### Top 5 losers on the HNX

Ticker	Price	% Chg	Index pt	Volume
GMX	21.00	-9.87	-0.01	3200
ONE	9.10	-9.90	0.00	31100
DID	4.60	-9.80	0.00	10100
NHA	9.30	-9.71	-0.01	100
KMT	5.80	-9.38	0.00	500

Exhibit 3

### Foreign transaction



Source: HSX, HNX, BSC Research

## Disclosure

*The information, statements, forecasts and projections contained herein, including any expression of opinion, are based upon sources believed to be reliable but their accuracy completeness or correctness are not guaranteed. Expressions of opinion herein were arrived at after due and careful consideration and they were based upon the best information then known to us, and in our opinion are fair and reasonable in the circumstances prevailing at the time. Expressions of opinion contained herein are subject to change without notice. This document is not, and should not be construed as, an offer or the solicitation of an offer to buy or sell any securities. BSC and other companies in the BSC and/or their officers, directors and employees may have positions and may affect transactions in securities of companies mentioned herein and may also perform or seek to perform investment banking services for these companies. This document is for private circulation only and is not for publication in the press or elsewhere. BSC accepts no liability whatsoever for any direct or consequential loss arising from any use of this or its content. The use of any information, statements forecasts and projections contained herein shall be at the sole discretion and risk of the user. No part of this material may be (i) copied, photocopied or duplicated in any form by any mean or (ii) redistributed without the prior written consent of BIDV Securities Company (BSC).*

**BSC Headquarters**

BIDV Tower, 10th &amp; 11th Floor

35 Hang Voi, Hoan Kiem, Hanoi

Tel: +84 4 3935 2722

Fax: +84 4 2220 0669

**Ho Chi Minh City Office**

146 Nguyen Cong Tru St, 9th Floor

District 1, HCMC

Tel: +84 8 3821 8885

Fax: +84 8 3821 8510

<http://www.bsc.com.vn>

Bloomberg: BSCV &lt;GO&gt;

