

Wed, March 1, 2017

Vietnam Daily Review

A sharply shaken session

BSC's Forecast on the stock market

	Negative	Neutral	Positive
Day 02/03/2017		•	
Week 27/2-3/3/2017		•	
Month 02/2016		•	

Highlight

Today's session started to be in the bullish trend thanks to the strong rally of VJC, VCS, NVL, ROS although almost other stocks experienced a drop. VN- Index got a decrease at the end of morning session and closed at 709.52. The liquidity of three trading floors was at a high level, being worth 282 million shares traded (VND 3.338 billion). BCs (GAS, CTG, VNM) were the major contributors to the bearish trend of VN Index, making the index close at the lower level of reference price. Banking, Insurance, Utilities and Securities stocks got a considerable correction. Construction and Construction Materials group, for example: NVL, HBC, VCS,...went up, restricting the decrease or the market indexes. Besides, Rubber stocks joined in the recovery, such as: DPR, PHR, TRC. Vietjet Air (VJC) maintained trading at the ceiling price with the today's price of VND 115.500 whereas other aviation stocks showed the negative signs. At the end of the session, HPG went up, contributing 0.29 to the index because the firm's BoD adjusted the plan for business performance in the year 2017, adding VND 1000 billion.

Recommendation

Today, the market index corrected slightly, below the level of 710-point. Market liquidity increase lightly. After yesterday strong correction, the market continued fluctuating with a large margin of 5 index points. Cash flow of the market is invested into small and mid cap stocks. Such a strong margin certainly increases the risky rate of the market. BSC estimates that the market would surely fluctuate around the 710-point level during tomorrow session. We recommend investors to limit their liquidation activities, maintain a high proportion of cash and acquire profits from strong bullish stock.

BSC RESEARCH

Head of Research

Tran Thang Long
longtt@bsc.com.vn

Macro & Market Team

Bui Nguyen Khoa
khoabn@bsc.com.vn

Do Nam Tung
tungdn@bsc.com.vn

VN-INDEX 709.52

Value: 3338.51 bil **-1.27 (-0.18%)**
Foreigners (net): -VND 1.2 bil

HNX-INDEX 86.61

Value: 467.72 bil **-0.22 (-0.25%)**
Foreigners (net): VND 6.45 bil

UPCOM-INDEX 56.52

Value 167.93 bil **-0.16 (-0.28%)**
Foreigners (net): VND 15.56 bil

Macro indicators

	Value	% Chg
Crude oil	54.1	0.2%
Gold	1,244	-0.3%
USDVND	22,798	0.1%
EURVND	24,014	-0.3%
JPYVND	20,077	-0.6%
1-month Interbank rate	4.4%	-
5yr VN Treasury Yield	5.0%	-

Source: Bloomberg, BSC Research

Content

Market highlights	2
Stock recommendations	3
Market statistics	4

This report must be read with the Disclosure, located at the end of this report.

Đỗ Nam Tùng

tungnd@bsc.com.vn

Market highlights

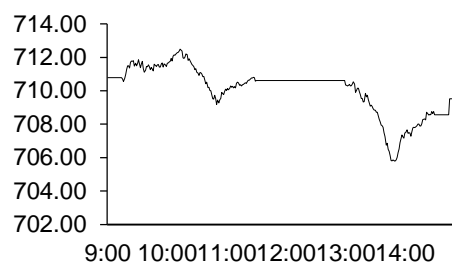
Today's session started to be in the bullish trend thanks to the strong rally of VJC, VCS, NVL, ROS although almost other stocks experienced a drop. VN- Index got a decrease at the end of morning session and closed at 709.52. The liquidity of three trading floors was at a high level, being worth 282 million shares traded (VND 3.338 billion). BCs (GAS, CTG, VNM) were the major contributors to the bearish trend of VN Index, making the index close at the lower level of reference price. Banking, Insurance, Utilities and Securities stocks got a considerable correction. Construction and Construction Materials group, for example: NVL, HBC, VCS,...went up, restricting the decrease or the market indexes. Besides, Rubber stocks joined in the recovery, such as: DPR, PHR, TRC. Vietjet Air (VJC) maintained trading at the ceiling price with the today's price of VND 115.500 whereas other aviation stocks showed the negative signs. At the end of the session, HPG went up, contributing 0.29 to the index because the firm's BoD adjusted the plan for business performance in the year 2017, adding VND 1000 billion.

Foreigners took a net buy on HNX with the total value of VND 6.45 billion. On UPCOM, these investors concentrating on buying with the net value of VND 15.56 billion (286.800 units). On HOSE, foreigners took a net sale of VND 1.2 billion (4.5 million in trading volume).

Recommendations

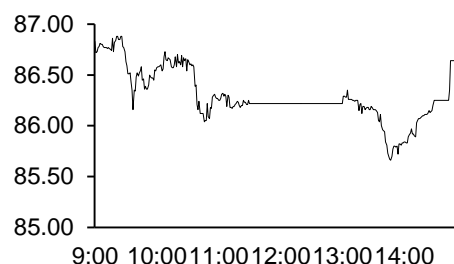
Today, the market index corrected slightly, below the level of 710-point. Market liquidity increase lightly. After yesterday strong correction, the market continued fluctuating with a large margin of 5 index points. Cash flow of the market is invested into small and mid cap stocks. Such a strong margin certainly increases the risky rate of the market. BSC estimates that the market would surely fluctuate around the 710-point level during tomorrow session. We recommend investors to limit their liquidation activities, maintain a high proportion of cash and acquire profits from strong bullish stock.

Exhibit 1



Source: Bloomberg, BSC Research

Exhibit 2



Source: Bloomberg, BSC Research

Exhibit 3

Top 5 volume leaders

Ticker	Volume	Price	% Chg
FLC	45.38	7.70	-5.75
HQC	17.22	2.80	1.45
FIT	14.36	5.07	-6.80
ITA	12.35	4.49	0.00
HBC	10.14	50.60	6.86

Source: Bloomberg, BSC Research

Stock recommendations

Short-term portfolio

No.	Ticker	Date	Buy price	Current price	Unrealized gain/ loss	Cutlosses	Target
1	GMD	26/09/2016	26.3	34.0	29.3%	24.2	28.5
2	VIC	17/10/2016	43.0	44.7	4.0%	41.0	47.0
3	PVT	27/5/2016	12.3	12.3	0.0%	11.7	13.5
4	CSV	19/12/2016	26.8	29.3	9.1%	26.0	30.0
5	KBC	26/12/2016	13.6	14.3	5.2%	13.0	15.0
Average					9.51%		

Source: BSC Research

CANSLIM portfolio

No.	Ticker	Date	Buy price	Current price	Unrealized gain/ loss	Cutlosses	Target
1	MBB	27/4/2015	13.8	14.0	1.1%	12.8	16.6
2	GMD	4/7/2015	26.6	34.0	27.8%	24.7	31.9
3	VCS	16/12/2016	130.0	157.0	20.8%	120.9	156.0
4	HPG	28/10/2016	40.8	40.9	0.2%	36.4	44.9
Average					12.5%		

Source: BSC Research

Market statistics

Top 5 leaders on the HSX

Ticker	Price	% Chg	Index pt	Volume
VJC	115.50	6.94	0.97	99100.00
NVL	68.80	2.69	0.46	1.22MLN
HPG	40.90	2.25	0.33	3.80MLN
ROS	150.10	0.81	0.22	3.55MLN
Ticker	Price	% Chg	Index pt	Volume
GAS	58.90	-2.32	-1.15	1.31MLN
CTG	18.00	-1.37	-0.40	1.18MLN
VNM	130.80	-0.46	-0.37	587180
VIC	44.70	-0.67	-0.34	651080
BVH	58.40	-1.85	-0.32	319300

Top 5 gainers on the HSX

Ticker	Price	% Chg	Index pt	Volume
TDC	7.06	6.97	0.02	781280
SGT	6.00	6.95	0.01	6350
VJC	115.50	6.94	0.97	99100
HBC	50.60	6.86	0.13	4.53MLN
DCM	11.60	6.42	0.16	1.82MLN

Top 5 losers on the HSX

Ticker	Price	% Chg	Index pt	Volume
VNH	0.90	-10.00	0.00	9870
BTT	35.60	-6.32	-0.01	13980
D2D	30.60	-5.26	-0.01	2760
VPS	19.80	-4.81	-0.01	50
VOS	2.10	-4.55	-0.01	10470

Source: Bloomberg, BSC Research

Top 5 leaders on HNX

Ticker	Price	% Chg	Index pt	Volume
PVR	3.40	9.68	0.07	100
KKC	14.50	5.84	0.07	5800
AAA	24.10	7.11	0.04	1.12MLN
VBC	70.50	5.22	0.04	2400
Ticker	Price	% Chg	Index pt	Volume
SGO	3.80	-2.56	-0.05	206800
TV2	92.10	-0.97	-0.02	1700
NTP	58.80	-0.17	-0.02	6100
PVG	-1.28	-1.28	-0.01	26600
L14	58.80	-4.70	-0.01	800

Top 5 gainers on the HNX

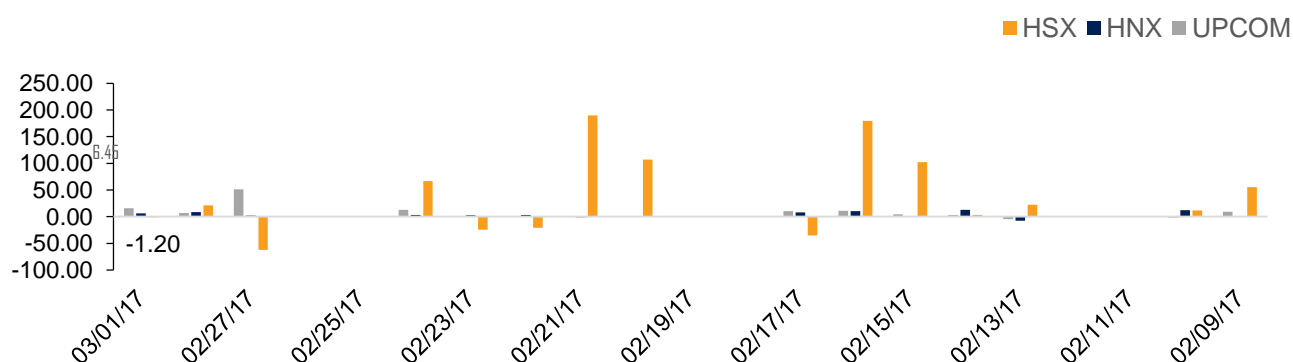
Ticker	Price	% Chg	Index pt	Volume
SIC	12.20	9.91	0.00	2500
TV3	54.40	9.90	0.02	200
PEN	9.00	9.76	0.02	2900
PVR	3.40	9.68	0.07	100
TFC	22.70	9.66	0.01	23900

Top 5 losers on the HNX

Ticker	Price	% Chg	Index pt	Volume
GMX	21.00	-9.87	-0.01	3200
ONE	9.10	-9.90	0.00	31100
DID	4.60	-9.80	0.00	10100
NHA	9.30	-9.71	-0.01	100
KMT	5.80	-9.38	0.00	500

Exhibit 3

Foreign transaction



Source: HSX, HNX, BSC Research

Disclosure

The information, statements, forecasts and projections contained herein, including any expression of opinion, are based upon sources believed to be reliable but their accuracy completeness or correctness are not guaranteed. Expressions of opinion herein were arrived at after due and careful consideration and they were based upon the best information then known to us, and in our opinion are fair and reasonable in the circumstances prevailing at the time. Expressions of opinion contained herein are subject to change without notice. This document is not, and should not be construed as, an offer or the solicitation of an offer to buy or sell any securities. BSC and other companies in the BSC and/or their officers, directors and employees may have positions and may affect transactions in securities of companies mentioned herein and may also perform or seek to perform investment banking services for these companies. This document is for private circulation only and is not for publication in the press or elsewhere. BSC accepts no liability whatsoever for any direct or consequential loss arising from any use of this or its content. The use of any information, statements forecasts and projections contained herein shall be at the sole discretion and risk of the user. No part of this material may be (i) copied, photocopied or duplicated in any form by any mean or (ii) redistributed without the prior written consent of BIDV Securities Company (BSC).

BSC Headquarters

BIDV Tower, 10th & 11th Floor

35 Hang Voi, Hoan Kiem, Hanoi

Tel: +84 4 3935 2722

Fax: +84 4 2220 0669

Ho Chi Minh City Office

146 Nguyen Cong Tru St, 9th Floor

District 1, HCMC

Tel: +84 8 3821 8885

Fax: +84 8 3821 8510

<http://www.bsc.com.vn>

Bloomberg: BSCV <GO>

