

Thu, March 16, 2017

Vietnam Daily Review

A positive sentiment

BSC's Forecast on the stock market

	Negative	Neutral	Positive
Day 17/03/2017	•		
Week 13/3-17/3/2017	•		
Month 03/2016	•		

Highlights

Today market continued to rally after yesterday slight correction. Investors' profit realization in NVL, VJC and ROS created a downward pressure on these share after a long time increasing in price. Banks and securities companies stock had experienced a positive trading day such as ACB, VCB, CTG, SSI, HCM; similar upward pattern could be observed in materials and constructions stock group such as VCS, HUT, VCG, BCC, HT1. Real estate company stock still attracted cash flow, especially in FLC, DXG, VIC and HBC. Foods and beverage companies such as VNM, SAB were the main contributors to Vn-Index increase in point. Chemical and pharmaceutical group also showed positive signal. HAG and HNG continued to rise significantly and closed at ceiling price. Market liquidity improved gradually during the day, investors trading activities were more vibrant at the end of the trading session, especially on HNX. Vn-Index fluctuation was among a 4.37-point band and closed near resistance level of 715 with improved liquidity

Recommendations

In today session, the market was traded under a positive sentiment. The expectation of FED raising interest rate has become reality; nevertheless, this event did not strongly affect the market because it is aligned with the anticipation of investors. Market liquidity increase strongly and the fluctuation margin was at a high rate of 5 points. The cash flow from ROS and VJC was distributed into other industries, especially the Construction – Real estate industry. BSC expect a slight correction of tomorrow trading session due to the fact Friday (03/17) is the date that the two funds must complete their portfolio restructure. We advise investor to invest into good fundamental stock tomorrow to maximize their profitability by acquiring these stocks at the most advantageous price.

BSC RESEARCH

Head of Research

Tran Thang Long
longtt@bsc.com.vn

Macro & Market Team

Bui Nguyen Khoa
khoabn@bsc.com.vn

Do Nam Tung
tungdn@bsc.com.vn

VN-INDEX **714.92**
Value: 3438.64 bil **1.78 (0.25%)**
Foreigners (net): VND 197.2 bil

HNX-INDEX **87.97**
Value: 450.15 bil **0.52 (0.59%)**
Foreigners (net): -VND 2.92 bil

UPCOM-INDEX **58.30**
Value 148.97 bil **0.28 (0.48%)**
Foreigners (net): VND 15.08 bil

Macro indicators

	Value	% Chg
Crude oil	49.3	0.9%
Gold	1,225	0.4%
USDVND	22,776	-0.2%
EURVND	24,417	-0.3%
JPYVND	20,076	0.8%
1-month Interbank rate	4.8%	-
5yr VN Treasury Yield	5.0%	-

Source: Bloomberg, BSC Research

Content

Market highlights	2
Company update - PVB	3
Stock recommendations	4
Market statistics	5

This report must be read with the Disclosure, located at the end of this report.

Đỗ Nam Tùng

tungnd@bsc.com.vn

Vietnam Daily Review

Market highlights

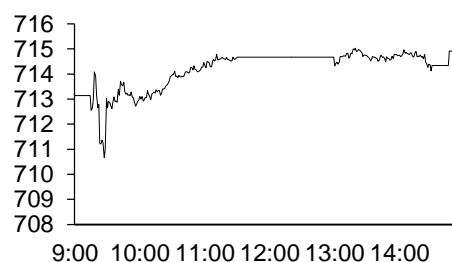
Today market continued to rally after yesterday slight correction. Investors' profit realization in NVL, VJC and ROS created a downward pressure on these share after a long time increasing in price. Banks and securities companies stock had experienced a positive trading day such as ACB, VCB, CTG, SSI, HCM; similar upward pattern could be observed in materials and constructions stock group such as VCS, HUT, VCG, BCC, HT1. Real estate company stock still attracted cash flow, especially in FLC, DXG, VIC and HBC. Foods and beverage companies such as VNM, SAB were the main contributors to Vn-Index increase in point. Chemical and pharmaceutical group also showed positive signal. HAG and HNG continued to rise significantly and closed at ceiling price. Market liquidity improved gradually during the day, investors trading activities were more vibrant at the end of the trading session, especially on HNX. Vn-Index fluctuation was among a 4.37-point band and closed near resistance level of 715 with improved liquidity.

Foreign investors continued a net sell pattern on HNX with net sell value of VND 2.92 billion, cash flow focused mainly on PVS, VND, BVS. HOSE and UpCOM enjoyed a cash inflow from foreign investors with net buy value of VND 197.20 billion and VND 15.08 billion respectively, focusing mainly on NVL, VNM, PC1 on HOSE and SGN, QNS, ACV, HVN on UpCOM.

Recommendations

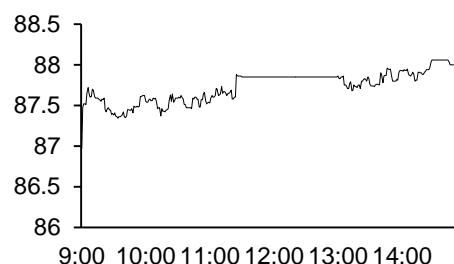
In today session, the market was traded under a positive sentiment. The expectation of FED raising interest rate has become reality; nevertheless, this event did not strongly affect the market because it is aligned with the anticipation of investors. Market liquidity increase strongly and the fluctuation margin was at a high rate of 5 points. The cash flow from ROS and VJC was distributed into other industries, especially the Construction – Real estate industry. BSC expect a slight correction of tomorrow trading session due to the fact Friday (03/17) is the date that the two funds must complete their portfolio restructure. We advise investor to invest into good fundamental stock tomorrow to maximize their profitability by acquiring these stocks at the most advantageous price.

Exhibit 1



Source: Bloomberg, BSC Research

Exhibit 2



Source: Bloomberg, BSC Research

Exhibit 3

Top 5 volume leaders

Ticker	Volume	Price	% Chg
HAG	23.17	8.87	7.00
FLC	20.58	7.62	-0.65
HQC	11.33	2.61	2.76
SSI	6.66	22.30	4.69
ROS	5.63	172.10	-3.21

Source: Bloomberg, BSC Research

Stock recommendations

Short-term portfolio

No.	Ticker	Date	Buy price	Current price	Unrealized gain/ loss	Cutlosses	Target
1	GMD	26/09/2016	26.3	36.6	39.2%	24.2	28.5
2	VIC	17/10/2016	43.0	44.0	2.3%	41.0	47.0
3	PVT	27/5/2016	12.3	13.3	7.7%	11.7	13.5
4	CSV	19/12/2016	26.8	29.9	11.6%	26.0	30.0
5	KBC	26/12/2016	13.6	14.5	7.0%	13.0	15.0
Average					13.56%		

Source: BSC Research

CANSLIM portfolio

No.	Ticker	Date	Buy price	Current price	Unrealized gain/ loss	Cutlosses	Target
1	MBB	27/4/2015	13.8	14.5	5.1%	12.8	16.6
2	GMD	4/7/2015	26.6	36.6	37.6%	24.7	31.9
3	VCS	16/12/2016	130.0	157.8	21.4%	120.9	156.0
4	HPG	28/10/2016	40.8	41.8	2.5%	36.4	44.9
Average					16.6%		

Source: BSC Research

Market statistics

Top 5 leaders on the HSX

Ticker	Price	% Chg	Index pt	Volume
VNM	134.00	0.75	0.62	905990.00
VIC	44.00	1.15	0.56	192350.00
GAS	55.60	1.09	0.49	566040.00
SAB	212.90	0.61	0.36	7450.00
Ticker	Price	% Chg	Index pt	Volume
ROS	172.10	-3.21	-1.05	5.63MLN
VJC	116.50	-4.12	-0.64	477810
BHN	92.50	-2.63	-0.25	16220
MWG	171.00	-1.72	-0.20	349140
LGC	30.25	-6.92	-0.19	120

Top 5 gainers on the HSX

Ticker	Price	% Chg	Index pt	Volume
VNH	1.07	7.00	0.00	47990
HAG	8.87	7.00	0.20	23.17MLN
SAV	9.53	6.96	0.00	38850
LDG	8.97	6.91	0.02	794210
HT1	23.20	6.91	0.25	853470

Top 5 losers on the HSX

Ticker	Price	% Chg	Index pt	Volume
VNH	0.90	-10.00	0.00	9870
BTT	35.60	-6.32	-0.01	13980
D2D	30.60	-5.26	-0.01	2760
VPS	19.80	-4.81	-0.01	50
VOS	2.10	-4.55	-0.01	10470

Source: Bloomberg, BSC Research

Top 5 leaders on HNX

Ticker	Price	% Chg	Index pt	Volume
PVR	3.40	9.68	0.07	100
KKC	14.50	5.84	0.07	5800
AAA	24.10	7.11	0.04	1.12MLN
VBC	70.50	5.22	0.04	2400
Ticker	Price	% Chg	Index pt	Volume
SGO	3.80	-2.56	-0.05	206800
TV2	92.10	-0.97	-0.02	1700
NTP	58.80	-0.17	-0.02	6100
PVG	7.70	-1.28	-0.01	26600
NTP	79.00	-4.70	-0.01	800

Top 5 gainers on the HNX

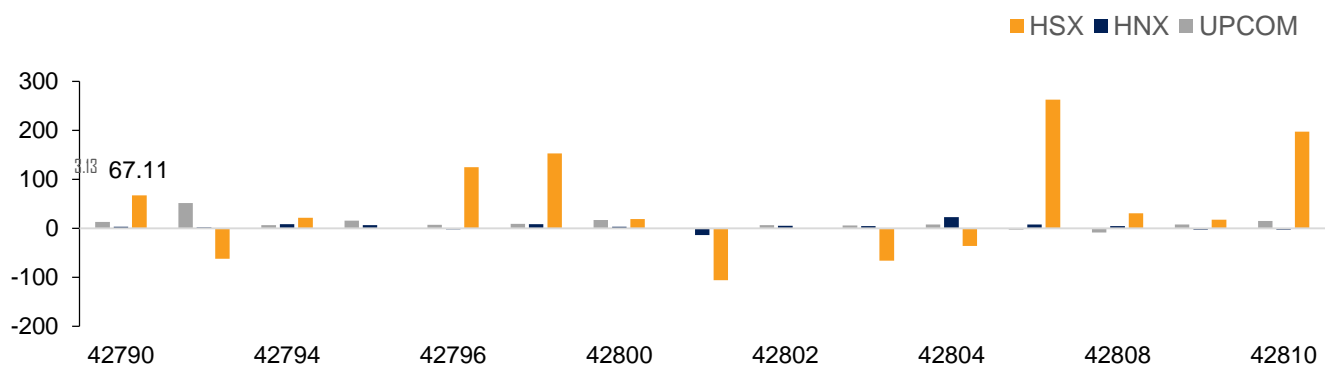
Ticker	Price	% Chg	Index pt	Volume
SIC	12.20	9.91	0.00	2500
TV3	54.40	9.90	0.02	200
PEN	9.00	9.76	0.02	2900
PVR	3.40	9.68	0.07	100
TFC	22.70	9.66	0.01	23900

Top 5 losers on the HNX

Ticker	Price	% Chg	Index pt	Volume
GMX	21.00	-9.87	-0.01	3200
ONE	9.10	-9.90	0.00	31100
DID	4.60	-9.80	0.00	10100
NHA	9.30	-9.71	-0.01	100
KMT	5.80	-9.38	0.00	500

Exhibit 3

Foreign transaction



Source: HSX, HNX, BSC Research

Disclosure

The information, statements, forecasts and projections contained herein, including any expression of opinion, are based upon sources believed to be reliable but their accuracy completeness or correctness are not guaranteed. Expressions of opinion herein were arrived at after due and careful consideration and they were based upon the best information then known to us, and in our opinion are fair and reasonable in the circumstances prevailing at the time. Expressions of opinion contained herein are subject to change without notice. This document is not, and should not be construed as, an offer or the solicitation of an offer to buy or sell any securities. BSC and other companies in the BSC and/or their officers, directors and employees may have positions and may affect transactions in securities of companies mentioned herein and may also perform or seek to perform investment banking services for these companies. This document is for private circulation only and is not for publication in the press or elsewhere. BSC accepts no liability whatsoever for any direct or consequential loss arising from any use of this or its content. The use of any information, statements forecasts and projections contained herein shall be at the sole discretion and risk of the user. No part of this material may be (i) copied, photocopied or duplicated in any form by any mean or (ii) redistributed without the prior written consent of BIDV Securities Company (BSC).

BSC Headquarters

BIDV Tower, 10th & 11th Floor

35 Hang Voi, Hoan Kiem, Hanoi

Tel: +84 4 3935 2722

Fax: +84 4 2220 0669

Ho Chi Minh City Office

146 Nguyen Cong Tru St, 9th Floor

District 1, HCMC

Tel: +84 8 3821 8885

Fax: +84 8 3821 8510

<http://www.bsc.com.vn>

Bloomberg: BSCV <GO>

