

Tue, May 9, 2017

# Vietnam Daily Review

VN-30 rebounded strongly

## BSC's Forecast on the stock market

	Negative	Neutral	Positive
Day 09/05/2017		•	
Week 8/5-12/5/2017		•	
Month 05/2017		•	

## Highlights

Although the market index decreased in today morning session, from VNM, ROS to the pair HAG and HNG due to the bottom selling pressure, however, VN30 stock group had created a strong rebound trend for the market index. VN30-Index officially ended its correction movement and closely approached the 690 level. The market cash flow came back to all market sectors, along with different market capitalization stocks group. The Real-estate stock group continued maintaining its rally movement, fast rebound stocks in Banking – Finance, Plastic, Fertilizer and some stocks in all sectors. The market scale is positive with a large number of bullish stocks dominated the market. Many stocks reached the ceiling price thanks to supportive market force originated from Smallcap and Midcap stocks of Real-estate sector, along with penny stocks. Although the market rallied thanks to the rebound of Largecap stocks and the positive movements of most market sectors, however, market liquidity went down today in comparison to the previous session, especially the last of the trading session; the trading value was VND 4.042 billion, negotiated trading value was VND 509.65 billion. VN-Index closed above the 720 level, at 722.11 level, increased by 3.25 points. HNX-Index also passed the short-term resistance level of 90 point and reached 90.37 level, corresponding to an increase of 1.39% in comparison to the previous trading session

## Recommendations

The market had a positive trading session when the bullish movement originating from the main supportive stocks group along with stocks in different market sectors. Market liquidity decreased slightly at the end of the session; however, it remained at a high and stable rate. Market cash flow in short-term held down the price of many stocks that passed the previous peak price, and created a rebound trend of fundamental stocks that had short-term correction trend. Today bullish session was also thanks to the cumulative base around the 720 level of VN-Index after the recent rebound from the bottom. Market index fluctuated within a safe cumulative region, market liquidity is maintained stably and went back to the supportive stocks group, VN-Index has the opportunity to approach historical peak of 730 point in the upcoming sessions.

## BSC RESEARCH

### Head of Research

**Tran Thang Long**  
longtt@bsc.com.vn

### Macro & Market Team

**Bui Nguyen Khoa**  
khoabn@bsc.com.vn

**Do Nam Tung**  
tungdn@bsc.com.vn

**VN-INDEX** **722.11**  
Value: 4042.33 bil **3.25 (0.45%)**  
Foreigners (net): -VND 80.71 bil

**HNX-INDEX** **90.37**  
Value: 564.27 bil **1.24 (1.39%)**  
Foreigners (net): -VND 23.56 bil

**UPCOM-INDEX** **57.76**  
Value 73.86 bil **-0.05 (-0.09%)**  
Foreigners (net): VND 2.34 bil

## Macro indicators

	Value	% Chg
Crude oil	46.6	0.4%
Gold	1,225	-0.1%
USDVND	22,726	0.0%
EURVND	24,872	-0.1%
JPYVND	19,961	-0.6%
1-month Interbank rate	4.8%	-
5yr VN Treasury Yield	5.2%	-

Source: Bloomberg, BSC Research

## Content

Market highlights	2
Stock recommendations	3
Market statistics	4

This report must be read with the Disclosure, located at the end of this report.

**Đỗ Nam Tùng**

tungnd@bsc.com.vn

Vietnam Daily Review

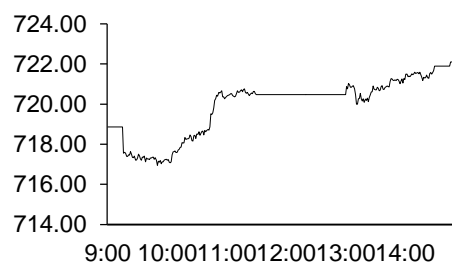
## Market highlights

Although the market index decreased in today morning session, from VNM, ROS to the pair HAG and HNG due to the bottom selling pressure, however, VN30 stock group had created a strong rebound trend for the market index. VN30-Index officially ended its correction movement and closely approached the 690 level. The market cash flow came back to all market sectors, along with different market capitalization stocks group. The Real-estate stock group continued maintaining its rally movement, fast rebound stocks in Banking – Finance, Plastic, Fertilizer and some stocks in all sectors. The market scale is positive with a large number of bullish stocks dominated the market. Many stocks reached the ceiling price thanks to supportive market force originated from Smallcap and Midcap stocks of Real-estate sector, along with penny stocks. Although the market rallied thanks to the rebound of Largecap stocks and the positive movements of most market sectors, however, market liquidity went down today in comparison to the previous session, especially the last of the trading session; the trading value was VND 4.042 billion, negotiated trading value was VND 509.65 billion. VN-Index closed above the 720 level, at 722.11 level, increased by 3.25 points. HNX-Index also passed the short-term resistance level of 90 point and reached 90.37 level, corresponding to an increase of 1.39% in comparison to the previous trading session

Foreign traded limitedly on both market floors in recent trading sessions. More specifically, foreigners had a net sale of VND 80.71 billion on HSX, and net purchase of VND 23.56 billion on HNX.

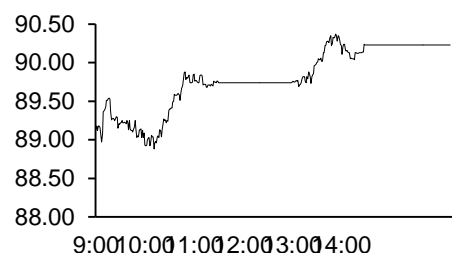
## Recommendations

The market had a positive trading session when the bullish movement originating from the main supportive stocks group along with stocks in different market sectors. Market liquidity decreased slightly at the end of the session; however, it remained at a high and stable rate. Market cash flow in short-term held down the price of many stocks that passed the previous peak price, and created a rebound trend of fundamental stocks that had short-term correction trend. Today bullish session was also thanks to the cumulative base around the 720 level of VN-Index after the recent rebound from the bottom. Market index fluctuated within a safe cumulative region, market liquidity is maintained stably and went back to the supportive stocks group, VN-Index has the opportunity to approach historical peak of 730 point in the upcoming sessions.



Source: Bloomberg, BSC Research

Exhibit 2



Source: Bloomberg, BSC Research

Exhibit 3

### Top 5 volume leaders

Ticker	Volume	Price	% Chg
HNG	21.51	11.65	5.91
HQC	11.09	2.63	3.14
FLC	8.61	7.34	-0.27
ITA	7.29	3.46	4.22
HAG	7.10	8.90	4.71

Source: Bloomberg, BSC Research

## Stock recommendations

### Short-term portfolio

No.	Ticker	Date	Buy price	Current price	Unrealized gain/ loss	Cutlosses	Target
1	GMD	26/09/2016	26.3	36.4	38.2%	24.2	28.5
2	VIC	17/10/2016	43.0	40.8	-5.2%	41.0	47.0
3	PVT	27/5/2016	12.3	12.9	4.5%	11.7	13.5
4	CSV	19/12/2016	26.8	30.0	11.9%	26.0	30.0
5	KBC	26/12/2016	13.6	15.5	14.4%	13.0	15.0
<b>Average</b>					<b>12.76%</b>		

Source: BSC Research

### CANSLIM portfolio

No.	Ticker	Date	Buy price	Current price	Unrealized gain/ loss	Cutlosses	Target
1	MBB	27/4/2015	13.8	16.7	20.7%	12.8	16.6
2	GMD	4/7/2015	26.6	36.4	36.7%	24.7	31.9
3	VCS	16/12/2016	130.0	160.0	23.1%	120.9	156.0
4	HPG	28/10/2016	40.8	29.7	-27.2%	36.4	44.9
<b>Average</b>					<b>13.3%</b>		

Source: BSC Research

## Market statistics

### Top 5 leaders on the HSX

Ticker	Price	% Chg	Index pt	Volume
VCB	36.45	1.96	1.04	1.63MLN
GAS	55.60	1.09	0.47	561550.00
VIC	40.75	0.87	0.38	579970.00
CTG	17.95	1.13	0.31	844220.00
Ticker	Price	% Chg	Index pt	Volume
VNM	144.00	-1.30	-1.14	937160
SAB	196.70	-1.16	-0.61	15040
PLX	46.90	-1.26	-0.32	864620
MSN	42.40	-0.59	-0.12	375470
VJC	128.80	-0.62	-0.10	292990

### Top 5 gainers on the HSX

Ticker	Price	% Chg	Index pt	Volume
UDC	3.67	7.00	0.00	244900
HAR	3.83	6.98	0.01	2.14MLN
TIX	38.50	6.94	0.03	500
DTA	2.47	6.93	0.00	64630
HVG	6.64	6.92	0.04	1.38MLN

### Top 5 losers on the HSX

Ticker	Price	% Chg	Index pt	Volume
VNH	0.90	-10.00	0.00	9870
BTT	35.60	-6.32	-0.01	13980
D2D	30.60	-5.26	-0.01	2760
VPS	19.80	-4.81	-0.01	50
VOS	2.10	-4.55	-0.01	10470

Source: Bloomberg, BSC Research

### Top 5 leaders on HNX

Ticker	Price	% Chg	Index pt	Volume
PVR	3.40	9.68	0.07	100
KKC	14.50	5.84	0.07	5800
AAA	24.10	7.11	0.04	1.12MLN
VBC	70.50	5.22	0.04	2400
Ticker	Price	% Chg	Index pt	Volume
SGO	3.80	-2.56	-0.05	206800
TV2	92.10	-0.97	-0.02	1700
NTP	58.80	-0.17	-0.02	6100
PVG	7.70	-1.28	-0.01	26600
NTP	79.00	-4.70	-0.01	800

### Top 5 gainers on the HNX

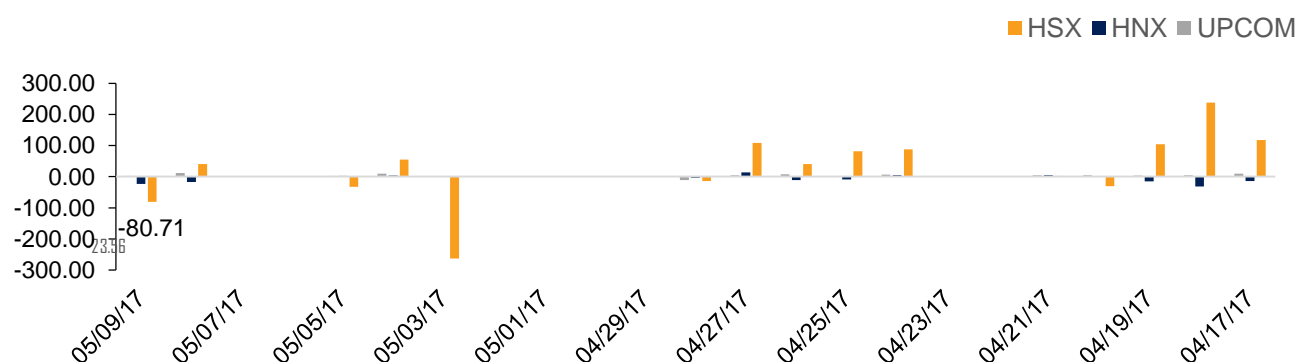
Ticker	Price	% Chg	Index pt	Volume
SIC	12.20	9.91	0.00	2500
TV3	54.40	9.90	0.02	200
PEN	9.00	9.76	0.02	2900
PVR	3.40	9.68	0.07	100
TFC	22.70	9.66	0.01	23900

### Top 5 losers on the HNX

Ticker	Price	% Chg	Index pt	Volume
GMX	21.00	-9.87	-0.01	3200
ONE	9.10	-9.90	0.00	31100
DID	4.60	-9.80	0.00	10100
NHA	9.30	-9.71	-0.01	100
KMT	5.80	-9.38	0.00	500

Exhibit 3

### Foreign transaction



Source: HSX, HNX, BSC Research

## Disclosure

*The information, statements, forecasts and projections contained herein, including any expression of opinion, are based upon sources believed to be reliable but their accuracy completeness or correctness are not guaranteed. Expressions of opinion herein were arrived at after due and careful consideration and they were based upon the best information then known to us, and in our opinion are fair and reasonable in the circumstances prevailing at the time. Expressions of opinion contained herein are subject to change without notice. This document is not, and should not be construed as, an offer or the solicitation of an offer to buy or sell any securities. BSC and other companies in the BSC and/or their officers, directors and employees may have positions and may affect transactions in securities of companies mentioned herein and may also perform or seek to perform investment banking services for these companies. This document is for private circulation only and is not for publication in the press or elsewhere. BSC accepts no liability whatsoever for any direct or consequential loss arising from any use of this or its content. The use of any information, statements forecasts and projections contained herein shall be at the sole discretion and risk of the user. No part of this material may be (i) copied, photocopied or duplicated in any form by any mean or (ii) redistributed without the prior written consent of BIDV Securities Company (BSC).*

**BSC Headquarters**

BIDV Tower, 10th & 11th Floor  
35 Hang Voi, Hoan Kiem, Hanoi  
Tel: +84 4 3935 2722  
Fax: +84 4 2220 0669

**Ho Chi Minh City Office**

146 Nguyen Cong Tru St, 9th Floor  
District 1, HCMC  
Tel: +84 8 3821 8885  
Fax: +84 8 3821 8510

<http://www.bsc.com.vn>

Bloomberg: BSCV <GO>

