

Wed, May 10, 2017

# Vietnam Daily Review

Banking ascended

## BSC's Forecast on the stock market

	Negative	Neutral	Positive
Day 11/05/2017		•	
Week 8/5-12/5/2017		•	
Month 05/2017		•	

## Highlights

The market cash flow is spreading into the Largecaps stocks, in which the supportive Banking stocks are creating positive foundation for positive market sentiment during today trading session. The market index rose above the 725 during the session, however the selling pressure for the supportive stocks made VN-index slowed down its bullish momentum at the end of the trading session. Market liquidity was maintained at a stable level, the trading value was VND 4,092 billion, negotiated trading value was VND 435.8 billion, market cash flow also remained at Smallcap and Midcap stocks of Real estate sector, Rubber sector, Steel sector, Aviation Sector; divesting trends in Securities sectors, differentiation in Fertilizer and Plastic sectors. Market scale is maintained positively with bullish stocks dominating the market; Penny stocks cooled down and might be replaced by Largecap fundamental stocks that had growth potential. At the end of the session, VN-Index increased by 2.22 point, establishing a rebound trend in short-term, closed at the 724.31 level. HNX and UPCOM-Index were corrected during the last moment of today session, HNX-Index decreased by 0.21 point reached the 90.16 level, which was maintained by short-term supportive level.

## Recommendations

The rebound trend of VN-Index during short-term was established during today trading session, when the lead of Largecaps stocks and Banking sector made it possible for the market to rebound. The differentiation occurred in many sectors; a part of the market cash flow divested from the market and went into good fundamental that had growth potential. VN-30 also created a good foundation when it passed the short term resistance level of 690 point. The bullish momentum of the market along with the rotational cash flow in different sectors and different capitalization categories is likely to continue, if the VN-30 stocks maintain the supportive level above the 690 level in the upcoming period.

## BSC RESEARCH

### Head of Research

**Tran Thang Long**  
longtt@bsc.com.vn

### Macro & Market Team

**Bui Nguyen Khoa**  
khoabn@bsc.com.vn

**Do Nam Tung**  
tungdn@bsc.com.vn

**VN-INDEX** **724.31**  
Value: 4092.82 bil **2.2 (0.3%)**  
Foreigners (net): VND 87.63 bil

**HNX-INDEX** **90.16**  
Value: 610.35 bil **-0.21 (-0.23%)**  
Foreigners (net): -VND 8.08 bil

**UPCOM-INDEX** **57.57**  
Value 99.98 bil **-0.19 (-0.33%)**  
Foreigners (net): VND 15.98 bil

## Macro indicators

	Value	% Chg
Crude oil	46.4	1.2%
Gold	1,224	0.2%
USDVND	22,730	0.0%
EURVND	24,755	-0.2%
JPYVND	19,948	0.0%
1-month Interbank rate	4.7%	-
5yr VN Treasury Yield	5.3%	-

Source: Bloomberg, BSC Research

## Content

Market highlights	2
Stock recommendations	3
Market statistics	4

This report must be read with the Disclosure, located at the end of this report.

**Đỗ Nam Tùng**

tungnd@bsc.com.vn

Vietnam Daily Review

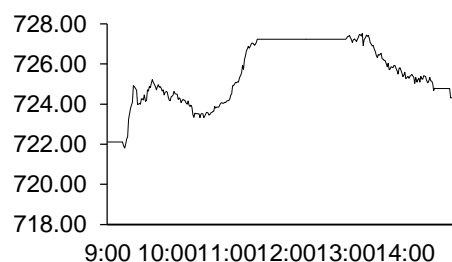
## Market highlights

The market cash flow is spreading into the Largecaps stocks, in which the supportive Banking stocks are creating positive foundation for positive market sentiment during today trading session. The market index rose above the 725 during the session, however the selling pressure for the supportive stocks made VN-index slowed down its bullish momentum at the end of the trading session. Market liquidity was maintained at a stable level, the trading value was VND 4,092 billion, negotiated trading value was VND 435.8 billion, market cash flow also remained at Smallcap and Midcap stocks of Real estate sector, Rubber sector, Steel sector, Aviation Sector; divesting trends in Securities sectors, differentiation in Fertilizer and Plastic sectors. Market scale is maintained positively with bullish stocks dominating the market; Penny stocks cooled down and might be replaced by Largecap fundamental stocks that had growth potential. At the end of the session, VN-Index increased by 2.22 point, establishing a rebound trend in short-term, closed at the 724.31 level. HNX and UPCOM-Index were corrected during the last moment of today session, HNX-Index decreased by 0.21 point reached the 90.16 level, which was maintained by short-term supportive level.

Foreigner had a net purchase of VND 87.63 billion on HOSE and net sold of VND 8.08 billion on HNX. More specifically, on HOSE, they bought VND 52.55 billion of PLX, VND 22 billion of VNM, VND 16 billion of VCB, and sold VND 20.56 billion of VIC.

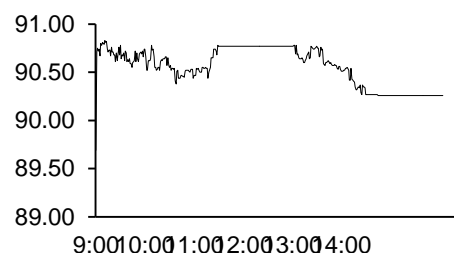
## Recommendations

The rebound trend of VN-Index during short-term was established during today trading session, when the lead of Largecaps stocks and Banking sector made it possible for the market to rebound. The differentiation occurred in many sectors; a part of the market cash flow divested from the market and went into good fundamental that had growth potential. VN-30 also created a good foundation when it passed the short term resistance level of 690 point. The bullish momentum of the market along with the rotational cash flow in different sectors and different capitalization categories is likely to continue, if the VN-30 stocks maintain the supportive level above the 690 level in the upcoming period.



Source: Bloomberg, BSC Research

Exhibit 2



Source: Bloomberg, BSC Research

Exhibit 3

### Top 5 volume leaders

Ticker	Volume	Price	% Chg
HQC	14.11	2.65	0.76
SCR	10.13	10.50	6.92
FLC	8.96	7.34	0.00
HHS	7.51	4.36	5.83
DLG	7.21	4.27	-6.97

Source: Bloomberg, BSC Research

## Stock recommendations

### Short-term portfolio

No.	Ticker	Date	Buy price	Current price	Unrealized gain/ loss	Cutlosses	Target
1	GMD	26/09/2016	26.3	35.6	35.4%	24.2	28.5
2	VIC	17/10/2016	43.0	40.5	-5.9%	41.0	47.0
3	PVT	27/5/2016	12.3	12.9	4.5%	11.7	13.5
4	CSV	19/12/2016	26.8	29.3	9.3%	26.0	30.0
5	KBC	26/12/2016	13.6	16.0	17.7%	13.0	15.0
<b>Average</b>					<b>12.19%</b>		

Source: BSC Research

### CANSLIM portfolio

No.	Ticker	Date	Buy price	Current price	Unrealized gain/ loss	Cutlosses	Target
1	MBB	27/4/2015	13.8	16.9	22.5%	12.8	16.6
2	GMD	4/7/2015	26.6	35.6	33.8%	24.7	31.9
3	VCS	16/12/2016	130.0	160.5	23.5%	120.9	156.0
4	HPG	28/10/2016	40.8	30.0	-26.5%	36.4	44.9
<b>Average</b>					<b>13.3%</b>		

Source: BSC Research

## Market statistics

### Top 5 leaders on the HSX

Ticker	Price	% Chg	Index pt	Volume
BID	17.10	3.01	0.71	6.20MLN
CTG	18.30	1.95	0.54	1.93MLN
VCB	36.75	0.82	0.45	1.45MLN
STB	12.40	4.20	0.31	6.65MLN
Ticker	Price	% Chg	Index pt	Volume
GAS	55.00	-1.08	-0.47	296500
VIC	40.45	-0.74	-0.33	722530
HNG	11.15	-4.29	-0.16	1.43MLN
REE	30.75	-3.30	-0.13	2.80MLN
PNJ	92.00	-3.36	-0.13	198930

### Top 5 gainers on the HSX

Ticker	Price	% Chg	Index pt	Volume
SGT	7.34	7.00	0.02	4110
VRC	28.35	6.98	0.01	372680
BMC	23.00	6.98	0.01	291230
IDI	5.85	6.95	0.03	2.99MLN
SCR	10.50	6.92	0.06	10.13MLN

### Top 5 losers on the HSX

Ticker	Price	% Chg	Index pt	Volume
VNH	0.90	-10.00	0.00	9870
BTT	35.60	-6.32	-0.01	13980
D2D	30.60	-5.26	-0.01	2760
VPS	19.80	-4.81	-0.01	50
VOS	2.10	-4.55	-0.01	10470

Source: Bloomberg, BSC Research

### Top 5 leaders on HNX

Ticker	Price	% Chg	Index pt	Volume
PVR	3.40	9.68	0.07	100
KKC	14.50	5.84	0.07	5800
AAA	24.10	7.11	0.04	1.12MLN
VBC	70.50	5.22	0.04	2400
Ticker	Price	% Chg	Index pt	Volume
SGO	3.80	-2.56	-0.05	206800
TV2	92.10	-0.97	-0.02	1700
NTP	58.80	-0.17	-0.02	6100
PVG	7.70	-1.28	-0.01	26600
NTP	79.00	-4.70	-0.01	800

### Top 5 gainers on the HNX

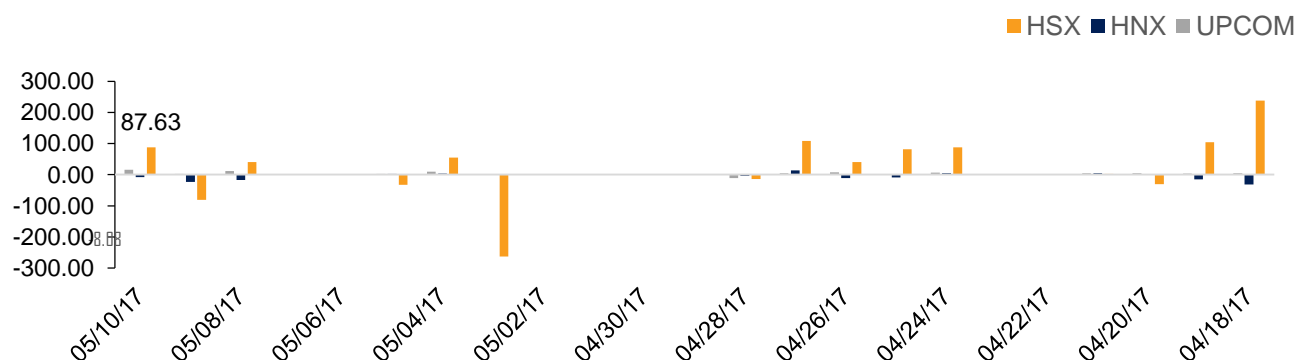
Ticker	Price	% Chg	Index pt	Volume
SIC	12.20	9.91	0.00	2500
TV3	54.40	9.90	0.02	200
PEN	9.00	9.76	0.02	2900
PVR	3.40	9.68	0.07	100
TFC	22.70	9.66	0.01	23900

### Top 5 losers on the HNX

Ticker	Price	% Chg	Index pt	Volume
GMX	21.00	-9.87	-0.01	3200
ONE	9.10	-9.90	0.00	31100
DID	4.60	-9.80	0.00	10100
NHA	9.30	-9.71	-0.01	100
KMT	5.80	-9.38	0.00	500

Exhibit 3

### Foreign transaction



Source: HSX, HNX, BSC Research

## Disclosure

*The information, statements, forecasts and projections contained herein, including any expression of opinion, are based upon sources believed to be reliable but their accuracy completeness or correctness are not guaranteed. Expressions of opinion herein were arrived at after due and careful consideration and they were based upon the best information then known to us, and in our opinion are fair and reasonable in the circumstances prevailing at the time. Expressions of opinion contained herein are subject to change without notice. This document is not, and should not be construed as, an offer or the solicitation of an offer to buy or sell any securities. BSC and other companies in the BSC and/or their officers, directors and employees may have positions and may affect transactions in securities of companies mentioned herein and may also perform or seek to perform investment banking services for these companies. This document is for private circulation only and is not for publication in the press or elsewhere. BSC accepts no liability whatsoever for any direct or consequential loss arising from any use of this or its content. The use of any information, statements forecasts and projections contained herein shall be at the sole discretion and risk of the user. No part of this material may be (i) copied, photocopied or duplicated in any form by any mean or (ii) redistributed without the prior written consent of BIDV Securities Company (BSC).*

**BSC Headquarters**

BIDV Tower, 10th & 11th Floor  
35 Hang Voi, Hoan Kiem, Hanoi  
Tel: +84 4 3935 2722  
Fax: +84 4 2220 0669

**Ho Chi Minh City Office**

146 Nguyen Cong Tru St, 9th Floor  
District 1, HCMC  
Tel: +84 8 3821 8885  
Fax: +84 8 3821 8510

<http://www.bsc.com.vn>

Bloomberg: BSCV <GO>

