

Thu, May 11, 2017

# Vietnam Daily Review

Selling pressure in short term

## BSC's Forecast on the stock market

	Negative	Neutral	Positive
Day 12/05/2017		•	
Week 8/5-12/5/2017		•	
Month 05/2017		•	

## Highlights

The market continuously fluctuated during today trading session which made the market index reached the 730 level. Market liquidity improved and increased rapidly in the afternoon session and thus, made the index went back to the open price. Largecap stocks did not contribute significantly to the bullish momentum of the index, except for the sudden increased of PLX price in the session, contributing 0.7 index point to the market. On the other hand, the corrected movement of the Banking stocks, SAB, and almost all market stocks was in a down trend period. The market was in the “green outside, red inside” condition when the bearish stocks dominating the market. Market sectors such as Banking, Rubber, Pharmaceutical, Plastic Steel is differentiated, in contradiction to these sectors, Aviation, Fertilizer, Securities, Marine attracted the market cash flow. At the end of the session, VN-Index was above the previous closing price; it increased by 0.68 point, and closed at 724.99 level, market liquidity increased to VND 4743.15 billion trading value, 588.85 negotiated trading value.

## Recommendations

The profit acquisition pressure of certain stocks that attracted the market in short-term at the previous session, strongly occurred during today trading session, which made major number of stocks in the correction state although the market index was green. VN-30 also experienced a small differentiation although its index point increased slightly, supportive level of 690 is maintained stably, however, the bullish stocks and bearish stocks are in an almost equilibrium state. Market cash flow divested form market stocks and concentrated on Largecap stocks and VN-30 stocks. VN-Index maintained its short term bullish movement and supported by VN-30 stocks, market cash flow rotated equally between different market sectors, however, profit acquisitions of market stocks may occur stronger in the end-week session.

## BSC RESEARCH

### Head of Research

**Tran Thang Long**  
longtt@bsc.com.vn

### Macro & Market Team

**Bui Nguyen Khoa**  
khoabn@bsc.com.vn

**Do Nam Tung**  
tungdn@bsc.com.vn

**VN-INDEX** **724.99**  
Value: 4746.27 bil **0.68 (0.09%)**  
Foreigners (net): VND 142.39 bil

**HNX-INDEX** **89.90**  
Value: 479.81 bil **-0.26 (-0.29%)**  
Foreigners (net): -VND 1.22 bil

**UPCOM-INDEX** **57.74**  
Value 103.11 bil **0.17 (0.3%)**  
Foreigners (net): VND 13.09 bil

## Macro indicators

	Value	% Chg
Crude oil	47.9	1.3%
Gold	1,221	0.1%
USDVND	22,717	-0.1%
EURVND	24,773	0.1%
JPYVND	19,890	0.1%
1-month Interbank rate	4.5%	-
5yr VN Treasury Yield	5.3%	-

Source: Bloomberg, BSC Research

## Content

Market highlights	2
Stock recommendations	3
Market statistics	4

This report must be read with the Disclosure, located at the end of this report.

**Đỗ Nam Tùng**

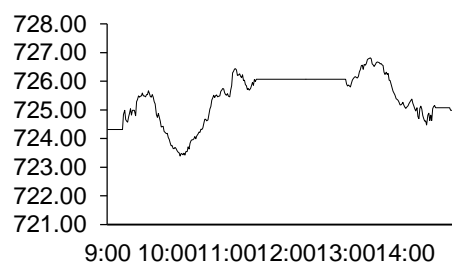
tungnd@bsc.com.vn

Vietnam Daily Review

## Market highlights

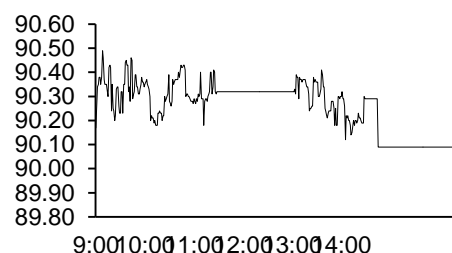
The market continuously fluctuated during today trading session which made the market index reached the 730 level. Market liquidity improved and increased rapidly in the afternoon session and thus, made the index went back to the open price. Largecap stocks did not contribute significantly to the bullish momentum of the index, except for the sudden increased of PLX price in the session, contributing 0.7 index point to the market. On the other hand, the corrected movement of the Banking stocks, SAB, and almost all market stocks was in a down trend period. The market was in the “green outside, red inside” condition when the bearish stocks dominating the market. Market sectors such as Banking, Rubber, Pharmaceutical, Plastic Steel is differentiated, in contradiction to these sectors, Aviation, Fertilizer, Securities, Marine attracted the market cash flow. At the end of the session, VN-Index was above the previous closing price; it increased by 0.68 point, and closed at 724.99 level, market liquidity increased to VND 4743.15 billion trading value, 588.85 negotiated trading value.

Foreigner had a second net purchase of VND 142.39 billion on HOSE and net sale on HNX of VND 1.22 billion in today session.



Source: Bloomberg, BSC Research

Exhibit 2



Source: Bloomberg, BSC Research

Exhibit 3

### Top 5 volume leaders

Ticker	Volume	Price	% Chg
SCR	15.18	10.35	-1.43
ROS	9.78	160.40	0.06
FLC	7.31	7.25	-1.23
HQC	7.13	2.60	-1.89
BHS	6.01	19.80	0.51

Source: Bloomberg, BSC Research

## Recommendations

The profit acquisition pressure of certain stocks that attracted the market in short-term at the previous session, strongly occurred during today trading session, which made major number of stocks in the correction state although the market index was green. VN-30 also experienced a small differentiation although its index point increased slightly, supportive level of 690 is maintained stably, however, the bullish stocks and bearish stocks are in an almost equilibrium state. Market cash flow divested from market stocks and concentrated on Largecap stocks and VN-30 stocks. VN-Index maintained its short term bullish movement and supported by VN-30 stocks, market cash flow rotated equally between different market sectors, however, profit acquisitions of market stocks may occur stronger in the end-week session.

## Stock recommendations

### Short-term portfolio

No.	Ticker	Date	Buy price	Current price	Unrealized gain/ loss	Cutlosses	Target
1	GMD	26/09/2016	26.3	35.0	32.9%	24.2	28.5
2	VIC	17/10/2016	43.0	40.5	-5.8%	41.0	47.0
3	PVT	27/5/2016	12.3	12.9	4.5%	11.7	13.5
4	CSV	19/12/2016	26.8	29.1	8.6%	26.0	30.0
5	KBC	26/12/2016	13.6	16.0	18.1%	13.0	15.0
<b>Average</b>					<b>11.64%</b>		

Source: BSC Research

### CANSLIM portfolio

No.	Ticker	Date	Buy price	Current price	Unrealized gain/ loss	Cutlosses	Target
1	MBB	27/4/2015	13.8	16.9	22.5%	12.8	16.6
2	GMD	4/7/2015	26.6	35.0	31.4%	24.7	31.9
3	VCS	16/12/2016	130.0	158.0	21.5%	120.9	156.0
4	HPG	28/10/2016	40.8	30.2	-26.1%	36.4	44.9
<b>Average</b>					<b>12.3%</b>		

Source: BSC Research

## Market statistics

### Top 5 leaders on the HSX

Ticker	Price	% Chg	Index pt	Volume
PLX	48.60	3.18	0.80	3.35MLN
CII	39.75	3.52	0.15	2.38MLN
SBT	25.70	4.90	0.13	4.97MLN
QCG	13.30	6.83	0.10	1.03MLN
Ticker	Price	% Chg	Index pt	Volume
CTG	18.10	-1.09	-0.31	641050
SAB	195.90	-0.46	-0.24	18710
BID	17.00	-0.58	-0.14	3.44MLN
VHC	51.30	-5.00	-0.10	178740
MSN	42.70	-0.47	-0.10	453120

### Top 5 gainers on the HSX

Ticker	Price	% Chg	Index pt	Volume
CCL	3.06	6.99	0.00	710310
MCG	3.22	6.98	0.01	112920
TIX	38.40	6.96	0.03	100
SGT	7.85	6.95	0.02	180050
RIC	8.02	6.93	0.01	310

### Top 5 losers on the HSX

Ticker	Price	% Chg	Index pt	Volume
VNH	0.90	-10.00	0.00	9870
BTT	35.60	-6.32	-0.01	13980
D2D	30.60	-5.26	-0.01	2760
VPS	19.80	-4.81	-0.01	50
VOS	2.10	-4.55	-0.01	10470

Source: Bloomberg, BSC Research

### Top 5 leaders on HNX

Ticker	Price	% Chg	Index pt	Volume
PVR	3.40	9.68	0.07	100
KKC	14.50	5.84	0.07	5800
AAA	24.10	7.11	0.04	1.12MLN
VBC	70.50	5.22	0.04	2400
Ticker	Price	% Chg	Index pt	Volume
SGO	3.80	-2.56	-0.05	206800
TV2	92.10	-0.97	-0.02	1700
NTP	58.80	-0.17	-0.02	6100
PVG	7.70	-1.28	-0.01	26600
NTP	79.00	-4.70	-0.01	800

### Top 5 gainers on the HNX

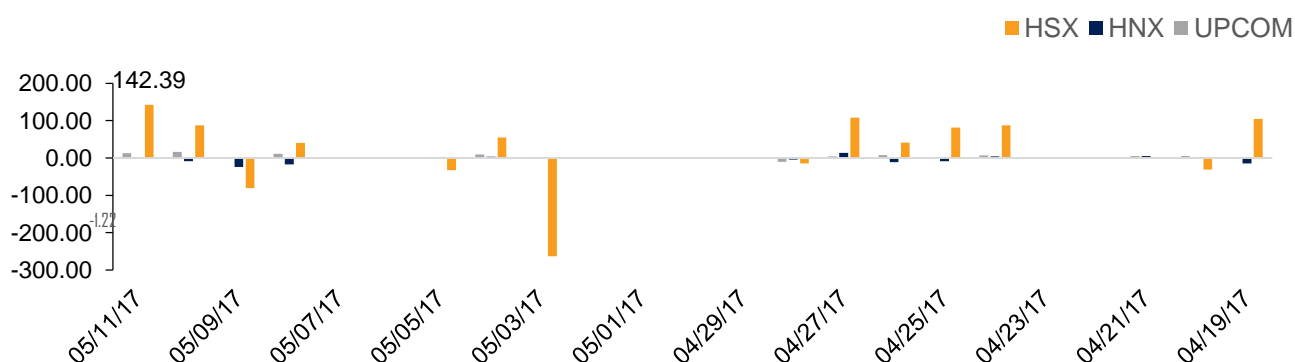
Ticker	Price	% Chg	Index pt	Volume
SIC	12.20	9.91	0.00	2500
TV3	54.40	9.90	0.02	200
PEN	9.00	9.76	0.02	2900
PVR	3.40	9.68	0.07	100
TFC	22.70	9.66	0.01	23900

### Top 5 losers on the HNX

Ticker	Price	% Chg	Index pt	Volume
GMX	21.00	-9.87	-0.01	3200
ONE	9.10	-9.90	0.00	31100
DID	4.60	-9.80	0.00	10100
NHA	9.30	-9.71	-0.01	100
KMT	5.80	-9.38	0.00	500

Exhibit 3

### Foreign transaction



Source: HSX, HNX, BSC Research

## Disclosure

*The information, statements, forecasts and projections contained herein, including any expression of opinion, are based upon sources believed to be reliable but their accuracy completeness or correctness are not guaranteed. Expressions of opinion herein were arrived at after due and careful consideration and they were based upon the best information then known to us, and in our opinion are fair and reasonable in the circumstances prevailing at the time. Expressions of opinion contained herein are subject to change without notice. This document is not, and should not be construed as, an offer or the solicitation of an offer to buy or sell any securities. BSC and other companies in the BSC and/or their officers, directors and employees may have positions and may affect transactions in securities of companies mentioned herein and may also perform or seek to perform investment banking services for these companies. This document is for private circulation only and is not for publication in the press or elsewhere. BSC accepts no liability whatsoever for any direct or consequential loss arising from any use of this or its content. The use of any information, statements forecasts and projections contained herein shall be at the sole discretion and risk of the user. No part of this material may be (i) copied, photocopied or duplicated in any form by any mean or (ii) redistributed without the prior written consent of BIDV Securities Company (BSC).*

**BSC Headquarters**

BIDV Tower, 10th &amp; 11th Floor

35 Hang Voi, Hoan Kiem, Hanoi

Tel: +84 4 3935 2722

Fax: +84 4 2220 0669

**Ho Chi Minh City Office**

146 Nguyen Cong Tru St, 9th Floor

District 1, HCMC

Tel: +84 8 3821 8885

Fax: +84 8 3821 8510

<http://www.bsc.com.vn>

Bloomberg: BSCV &lt;GO&gt;

