

Tue, May 16, 2017

Vietnam Daily Review

Strong selling pressure at the session end

BSC's Forecast on the stock market

	Negative	Neutral	Positive
Day 17/05/2017		•	
Week 15/5-19/5/2017		•	
Month 05/2017		•	

Highlights

The development of the market at the end of the session reversed the development the market since the beginning of the session, strong selling pressure occurred widely in all stocks belonging, creating more pressure on VN30, VNXALLSHARE-Index which made these index points went down below the previous closing price, held down the uptrend of VN-Index, and lost the open price level at the end of the session. The market scale transformed suddenly from positive to negative stocks with the bearish stock dominating the market, market liquidity increased significantly at the end of the session with a trading volume of VND 5758.96 billion. PLX, VIC, MSN and GAS took a major role in supporting the market; however, SAB, CTG, VCB, HPG, VNM affected negatively on the market index. Most sectors suffered from a correction, excluding only Marine sector. Gas and Oil sector maintained the general bullish movement, Real- estate start differentiating due to strong selling pressure from short-term profit cut activities, sector such as Finance-Banking, Steel, Plastic, continued correcting. At the end of the session, market indexed decreased by 4 points, down to the 725.03 level. HNX-Index fluctuated around the previous closing price level, reaching the 91.28 level, corresponding to an increase of 0.19% in comparison to the previous session.

Recommendations

Strong selling pressure at the end of the session shaken the general market and also raised the market liquidity, especially at the end of the session. About index points, VN-Index is moving on a sideways trend above the supportive level of 725 point in recent sessions, however, the general market is facing the short term correction trend, after the significant price increase of Smallcap and Midcap stocks which was supportive by large and stable market liquidity. However, the supportive level of 690 point for VN30, and 1070 point for VNXALLSHARE is enhancing the market trading sentiment. Strong selling pressure is certain to occur in the upcoming session and may increase the riskiness of stocks with market characteristic, and make VN30, VNXALLSHARE retest the supportive sentiment level.

BSC RESEARCH

Head of Research

Tran Thang Long
longtt@bsc.com.vn

Macro & Market Team

Bui Nguyen Khoa
khoabn@bsc.com.vn

Do Nam Tung
tungdn@bsc.com.vn

VN-INDEX 725.03

Value: 5758.84 bil **-0.32 (-0.04%)**
Foreigners (net): -VND 64.64 bil

HNX-INDEX 91.28

Value: 819.33 bil **0.18 (0.2%)**
Foreigners (net): -VND 4.41 bil

UPCOM-INDEX 58.29

Value 99.26 bil **0.24 (0.41%)**
Foreigners (net): VND 14.84 bil

Macro indicators

	Value	% Chg
Crude oil	49.2	0.7%
Gold	1,234	0.3%
USDVND	22,682	0.0%
EURVND	25,107	0.2%
JPYVND	19,955	0.2%
1-month Interbank rate	4.7%	-
5yr VN Treasury Yield	5.2%	-

Source: Bloomberg, BSC Research

Content

Market highlights	2
Stock recommendations	3
Market statistics	4

This report must be read with the Disclosure, located at the end of this report.

Đỗ Nam Tùng

tungnd@bsc.com.vn

Vietnam Daily Review

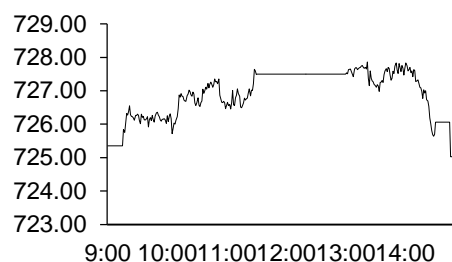
Market highlights

The development of the market at the end of the session reversed the development the market since the beginning of the session, strong selling pressure occurred widely in all stocks belonging, creating more pressure on VN30, VNXALLSHARE-Index which made these index points went down below the previous closing price, held down the uptrend of VN-Index, and lost the open price level at the end of the session. The market scale transformed suddenly from positive to negative stocks with the bearish stock dominating the market, market liquidity increased significantly at the end of the session with a trading volume of VND 5758.96 billion. PLX, VIC, MSN and GAS took a major role in supporting the market; however, SAB, CTG, VCB, HPG, VNM affected negatively on the market index. Most sectors suffered from a correction, excluding only Marine sector. Gas and Oil sector maintained the general bullish movement, Real-estate start differentiating due to strong selling pressure from short-term profit cut activities, sector such as Finance-Banking, Steel, Plastic, continued correcting. At the end of the session, market indexed decreased by 4 points, down to the 725.03 level. HNX-Index fluctuated around the previous closing price level, reaching the 91.28 level, corresponding to an increase of 0.19% in comparison to the previous session.

Foreigners sold VND 64.64 billion on HOSE and VND 4.41 billion on HNX today.

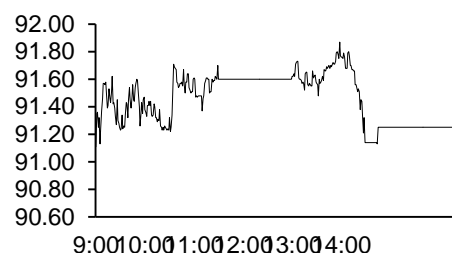
Recommendations

Strong selling pressure at the end of the session shaken the general market and also raised the market liquidity, especially at the end of the session. About index points, VN-Index is moving on a sideways trend above the supportive level of 725 point in recent sessions, however, the general market is facing the short term correction trend, after the significant price increase of Smallcap and Midcap stocks which was supportive by large and stable market liquidity. However, the supportive level of 690 point for VN30, and 1070 point for VNXALLSHARE is enhancing the market trading sentiment. Strong selling pressure is certain to occur in the upcoming session and may increase the riskiness of stocks with market characteristic, and make VN30, VNXALLSHARE retest the supportive sentiment level.



Source: Bloomberg, BSC Research

Exhibit 2



Source: Bloomberg, BSC Research

Exhibit 3

Top 5 volume leaders

Ticker	Volume	Price	% Chg
FLC	32.33	8.00	2.83
HQC	26.38	3.04	6.67
ITA	15.01	3.69	6.65
SCR	14.49	12.60	6.78
ROS	9.42	160.30	0.12

Source: Bloomberg, BSC Research

Stock recommendations

Short-term portfolio

No.	Ticker	Date	Buy price	Current price	Unrealized gain/ loss	Cutlosses	Target
1	GMD	26/09/2016	26.3	39.0	48.3%	24.2	28.5
2	VIC	17/10/2016	43.0	41.5	-3.5%	41.0	47.0
3	PVT	27/5/2016	12.3	13.1	6.5%	11.7	13.5
4	CSV	19/12/2016	26.8	30.8	14.9%	26.0	30.0
5	KBC	26/12/2016	13.6	16.1	18.5%	13.0	15.0
Average					16.94%		

Source: BSC Research

CANSLIM portfolio

No.	Ticker	Date	Buy price	Current price	Unrealized gain/ loss	Cutlosses	Target
1	MBB	27/4/2015	13.8	16.5	19.6%	12.8	16.6
2	GMD	4/7/2015	26.6	39.0	46.6%	24.7	31.9
3	VCS	16/12/2016	130.0	156.1	20.1%	120.9	156.0
4	HPG	28/10/2016	40.8	29.0	-28.9%	36.4	44.9
Average					14.3%		

Source: BSC Research

Market statistics

Top 5 leaders on the HSX

Ticker	Price	% Chg	Index pt	Volume
PLX	51.10	4.93	1.28	3.63MLN
VIC	41.50	1.47	0.65	1.01MLN
MSN	43.85	2.93	0.59	572240.00
GAS	54.60	0.92	0.40	198540.00
Ticker	Price	% Chg	Index pt	Volume
SAB	191.10	-1.49	-0.77	8650
CTG	17.80	-1.66	-0.46	815770
VCB	36.05	-0.69	-0.37	1.01MLN
HPG	29.00	-1.69	-0.26	5.68MLN
VNM	143.50	-0.28	-0.24	531270

Top 5 gainers on the HSX

Ticker	Price	% Chg	Index pt	Volume
CCI	14.55	6.99	0.01	30
KSH	2.31	6.94	0.00	1.93MLN
TDW	26.20	6.94	0.01	1210
NVT	2.93	6.93	0.01	3.98MLN
QCG	16.20	6.93	0.12	488170

Top 5 losers on the HSX

Ticker	Price	% Chg	Index pt	Volume
VNH	0.90	-10.00	0.00	9870
BTT	35.60	-6.32	-0.01	13980
D2D	30.60	-5.26	-0.01	2760
VPS	19.80	-4.81	-0.01	50
VOS	2.10	-4.55	-0.01	10470

Source: Bloomberg, BSC Research

Top 5 leaders on HNX

Ticker	Price	% Chg	Index pt	Volume
PVR	3.40	9.68	0.07	100
KKC	14.50	5.84	0.07	5800
AAA	24.10	7.11	0.04	1.12MLN
VBC	70.50	5.22	0.04	2400
Ticker	Price	% Chg	Index pt	Volume
SGO	3.80	-2.56	-0.05	206800
TV2	92.10	-0.97	-0.02	1700
NTP	58.80	-0.17	-0.02	6100
PVG	7.70	-1.28	-0.01	26600
NTP	79.00	-4.70	-0.01	800

Top 5 gainers on the HNX

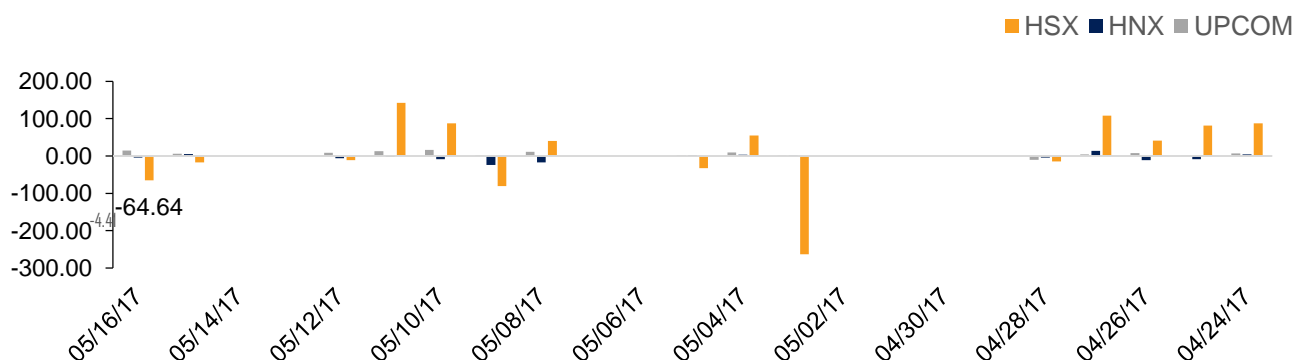
Ticker	Price	% Chg	Index pt	Volume
SIC	12.20	9.91	0.00	2500
TV3	54.40	9.90	0.02	200
PEN	9.00	9.76	0.02	2900
PVR	3.40	9.68	0.07	100
TFC	22.70	9.66	0.01	23900

Top 5 losers on the HNX

Ticker	Price	% Chg	Index pt	Volume
GMX	21.00	-9.87	-0.01	3200
ONE	9.10	-9.90	0.00	31100
DID	4.60	-9.80	0.00	10100
NHA	9.30	-9.71	-0.01	100
KMT	5.80	-9.38	0.00	500

Exhibit 3

Foreign transaction



Source: HSX, HNX, BSC Research

Disclosure

The information, statements, forecasts and projections contained herein, including any expression of opinion, are based upon sources believed to be reliable but their accuracy completeness or correctness are not guaranteed. Expressions of opinion herein were arrived at after due and careful consideration and they were based upon the best information then known to us, and in our opinion are fair and reasonable in the circumstances prevailing at the time. Expressions of opinion contained herein are subject to change without notice. This document is not, and should not be construed as, an offer or the solicitation of an offer to buy or sell any securities. BSC and other companies in the BSC and/or their officers, directors and employees may have positions and may affect transactions in securities of companies mentioned herein and may also perform or seek to perform investment banking services for these companies. This document is for private circulation only and is not for publication in the press or elsewhere. BSC accepts no liability whatsoever for any direct or consequential loss arising from any use of this or its content. The use of any information, statements forecasts and projections contained herein shall be at the sole discretion and risk of the user. No part of this material may be (i) copied, photocopied or duplicated in any form by any mean or (ii) redistributed without the prior written consent of BIDV Securities Company (BSC).

BSC Headquarters

BIDV Tower, 10th & 11th Floor

35 Hang Voi, Hoan Kiem, Hanoi

Tel: +84 4 3935 2722

Fax: +84 4 2220 0669

Ho Chi Minh City Office

146 Nguyen Cong Tru St, 9th Floor

District 1, HCMC

Tel: +84 8 3821 8885

Fax: +84 8 3821 8510

<http://www.bsc.com.vn>

Bloomberg: BSCV <GO>

