

Wed, May 17, 2017

Vietnam Daily Review

A positive trading session

BSC's Forecast on the stock market

	Negative	Neutral	Positive
Day 18/05/2017		•	
Week 15/5-19/5/2017		•	
Month 05/2017		•	

Highlights

In the morning session, VN-Index increased in the beginning of the session and then corrected down below the supportive level, however, the bottom purchasing of some investors had made the market rebound and stopped at the 725.25 level at the end of the morning session. In the afternoon session, the market sentiment became excited thanks to VN30 stocks and especially VNM, contributing 1.5 index points to VN-Index. On the other hand, the main stock that restrained the upside momentum of the market was SAB (-0.54 point). Moreover, the cash flow positively spread into the Banking – Finance sector (BVH, VCB, STB, ACB) and Securities sector (SSI, HCM, SHS,...) Real estate – Construction sector continued being the main supportive factor of the market with the following stocks CII, CTD, DIG, HBC. Rubber sector also increased significantly thanks to the rebounded of the world rubber price. Penny stock continued attracting the cash flow including SGT, NVT, DTA, SIC. The market scale during returned to a balance state (137 bullish stock/ 128 bearish stock). Market liquidity decreased significantly in comparison to the previous session and returned to the same trading level as that of last week. At the end of the trading session, VN-Index increased by 2.17 points (+0.30) up to the 727.2 level; HNX-Index increased by 0.63 points (+0.69%) up to the 91.91 level.

Recommendations

The market has a positive trading session thanks to strong foreign purchase of VNM. Although the market increased today, the market scale returned to a near equilibrium state which illustrated that the market index is at a tipping point and may continue fluctuate in a marginal range 725 -728 point for the tomorrow session. BSC recommend investors to maintain the portfolio proportion, restrain using margin and wait for a clearer signal in the market.

BSC RESEARCH

Head of Research

Tran Thang Long
longtt@bsc.com.vn

Macro & Market Team

Bui Nguyen Khoa
khoabn@bsc.com.vn

Do Nam Tung
tungdn@bsc.com.vn

VN-INDEX **727.20**
Value: 4392.94 bil **2.17 (0.3%)**
Foreigners (net): VND 105.71 bil

HNX-INDEX **91.91**
Value: 646.46 bil **0.63 (0.69%)**
Foreigners (net): -VND 4.31 bil

UPCOM-INDEX **58.87**
Value 80.13 bil **0.58 (1%)**
Foreigners (net): VND 5.16 bil

Macro indicators

	Value	% Chg
Crude oil	49.2	0.7%
Gold	1,234	0.3%
USDVND	22,682	0.0%
EURVND	25,107	0.2%
JPYVND	19,955	0.2%
1-month Interbank rate	4.7%	-
5yr VN Treasury Yield	5.2%	-

Source: Bloomberg, BSC Research

Content

Market highlights	2
Stock recommendations	3
Market statistics	4

This report must be read with the Disclosure, located at the end of this report.

Đỗ Nam Tùng

tungnd@bsc.com.vn

Vietnam Daily Review

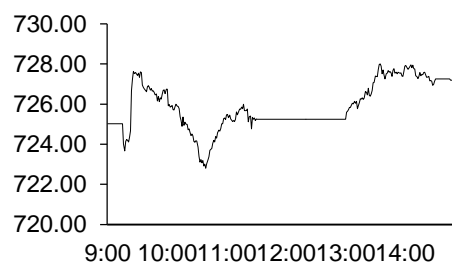
Market highlights

In the morning session, VN-Index increased in the beginning of the session and then corrected down below the supportive level, however, the bottom purchasing of some investors had made the market rebound and stopped at the 725.25 level at the end of the morning session. In the afternoon session, the market sentiment became excited thanks to VN30 stocks and especially VNM, contributing 1.5 index points to VN-Index. On the other hand, the main stock that restrained the upside momentum of the market was SAB (-0.54 point). Moreover, the cash flow positively spread into the Banking – Finance sector (BVH, VCB, STB, ACB) and Securities sector (SSI, HCM, SHS,...) Real estate – Construction sector continued being the main supportive factor of the market with the following stocks CII, CTD, DIG, HBC. Rubber sector also increased significantly thanks to the rebounded of the world rubber price. Penny stock continued attracting the cash flow including SGT, NVT, DTA, SIC. The market scale during returned to a balance state (137 bullish stock/ 128 bearish stock). Market liquidity decreased significantly in comparison to the previous session and returned to the same trading level as that of last week. At the end of the trading session, VN-Index increased by 2.17 points (+0.30) up to the 727.2 level; HNX-Index increased by 0.63 points (+0.69%) up to the 91.91 level.

Foreigners had a net purchase of VND 105.71 billion on HOSE and a net sold of VND 4.41 billion on HNX today.

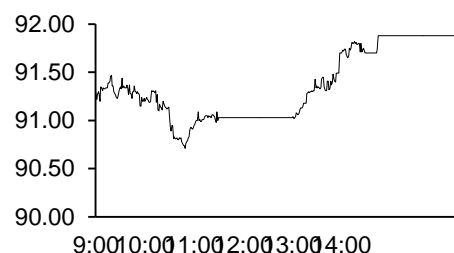
Recommendations

The market has a positive trading session thanks to strong foreign purchase of VNM. Although the market increased today, the market scale returned to a near equilibrium state which illustrated that the market index is at a tipping point and may continue fluctuate in a marginal range 725 - 728 point for the tomorrow session. BSC recommend investors to maintain the portfolio proportion, restrain using margin and wait for a clearer signal in the market.



Source: Bloomberg, BSC Research

Exhibit 2



Source: Bloomberg, BSC Research

Exhibit 3

Top 5 volume leaders

Ticker	Volume	Price	% Chg
HQC	21.42	2.93	-3.62
SCR	16.13	13.00	3.17
FLC	12.78	7.92	-1.00
DCM	7.92	14.70	-0.68
ROS	6.70	160.60	0.19

Source: Bloomberg, BSC Research

Stock recommendations

Short-term portfolio

No.	Ticker	Date	Buy price	Current price	Unrealized gain/ loss	Cutloss-s	Target
1	GMD	26/09/2016	26.3	39.6	50.6%	24.2	28.5
2	VIC	17/10/2016	43.0	41.3	-4.0%	41.0	47.0
3	PVT	27/5/2016	12.3	13.1	6.1%	11.7	13.5
4	CSV	19/12/2016	26.8	31.0	15.7%	26.0	30.0
5	KBC	26/12/2016	13.6	16.3	19.9%	13.0	15.0
Average					17.66%		

Source: BSC Research

CANSLIM portfolio

No.	Ticker	Date	Buy price	Current price	Unrealized gain/ loss	Cutloss-s	Target
1	MBB	27/4/2015	13.8	16.6	19.9%	12.8	16.6
2	GMD	4/7/2015	26.6	39.6	48.9%	24.7	31.9
3	VCS	16/12/2016	130.0	157.0	20.8%	120.9	156.0
4	HPG	28/10/2016	40.8	29.1	-28.8%	36.4	44.9
Average					15.2%		

Source: BSC Research

Market statistics

Top 5 leaders on the HSX

Ticker	Price	% Chg	Index pt	Volume
VNM	147.00	2.44	2.10	1.23MLN
VCB	36.20	0.42	0.22	1.25MLN
DHG	149.00	3.76	0.19	254850.00
CII	40.40	3.32	0.15	2.18MLN
Ticker	Price	% Chg	Index pt	Volume
SAB	188.70	-1.26	-0.64	21820
BID	16.70	-1.18	-0.28	2.29MLN
VIC	41.30	-0.48	-0.22	538140
MSN	43.50	-0.80	-0.17	410490
GAS	54.40	-0.37	-0.16	176600

Top 5 gainers on the HSX

Ticker	Price	% Chg	Index pt	Volume
CEE	30.60	6.99	0.03	1.27MLN
DTA	2.91	6.99	0.00	66470
CLG	5.53	6.96	0.00	166380
QBS	7.55	6.94	0.01	1.18MLN
AMD	14.65	6.93	0.03	300330

Top 5 losers on the HSX

Ticker	Price	% Chg	Index pt	Volume
VNH	0.90	-10.00	0.00	9870
BTT	35.60	-6.32	-0.01	13980
D2D	30.60	-5.26	-0.01	2760
VPS	19.80	-4.81	-0.01	50
VOS	2.10	-4.55	-0.01	10470

Source: Bloomberg, BSC Research

Top 5 leaders on HNX

Ticker	Price	% Chg	Index pt	Volume
PVR	3.40	9.68	0.07	100
KKC	14.50	5.84	0.07	5800
AAA	24.10	7.11	0.04	1.12MLN
VBC	70.50	5.22	0.04	2400
Ticker	Price	% Chg	Index pt	Volume
SGO	3.80	-2.56	-0.05	206800
TV2	92.10	-0.97	-0.02	1700
NTP	58.80	-0.17	-0.02	6100
PVG	7.70	-1.28	-0.01	26600
NTP	79.00	-4.70	-0.01	800

Top 5 gainers on the HNX

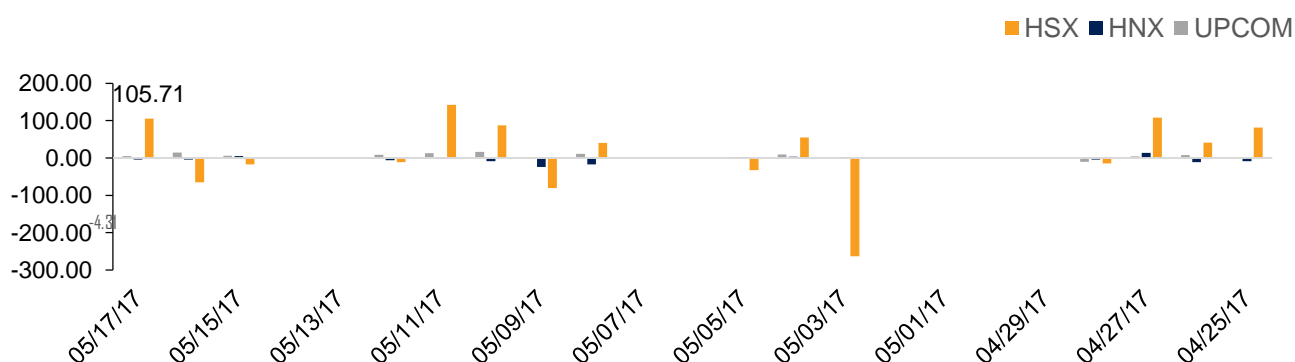
Ticker	Price	% Chg	Index pt	Volume
SIC	12.20	9.91	0.00	2500
TV3	54.40	9.90	0.02	200
PEN	9.00	9.76	0.02	2900
PVR	3.40	9.68	0.07	100
TFC	22.70	9.66	0.01	23900

Top 5 losers on the HNX

Ticker	Price	% Chg	Index pt	Volume
GMX	21.00	-9.87	-0.01	3200
ONE	9.10	-9.90	0.00	31100
DID	4.60	-9.80	0.00	10100
NHA	9.30	-9.71	-0.01	100
KMT	5.80	-9.38	0.00	500

Exhibit 3

Foreign transaction



Source: HSX, HNX, BSC Research

Disclosure

The information, statements, forecasts and projections contained herein, including any expression of opinion, are based upon sources believed to be reliable but their accuracy completeness or correctness are not guaranteed. Expressions of opinion herein were arrived at after due and careful consideration and they were based upon the best information then known to us, and in our opinion are fair and reasonable in the circumstances prevailing at the time. Expressions of opinion contained herein are subject to change without notice. This document is not, and should not be construed as, an offer or the solicitation of an offer to buy or sell any securities. BSC and other companies in the BSC and/or their officers, directors and employees may have positions and may affect transactions in securities of companies mentioned herein and may also perform or seek to perform investment banking services for these companies. This document is for private circulation only and is not for publication in the press or elsewhere. BSC accepts no liability whatsoever for any direct or consequential loss arising from any use of this or its content. The use of any information, statements forecasts and projections contained herein shall be at the sole discretion and risk of the user. No part of this material may be (i) copied, photocopied or duplicated in any form by any mean or (ii) redistributed without the prior written consent of BIDV Securities Company (BSC).

BSC Headquarters

BIDV Tower, 10th & 11th Floor
35 Hang Voi, Hoan Kiem, Hanoi
Tel: +84 4 3935 2722
Fax: +84 4 2220 0669

Ho Chi Minh City Office

146 Nguyen Cong Tru St, 9th Floor
District 1, HCMC
Tel: +84 8 3821 8885
Fax: +84 8 3821 8510

<http://www.bsc.com.vn>

Bloomberg: BSCV <GO>

