



Wed, June 14, 2017

Vietnam Daily Review

Broke through the 760 historical level

BSC's Forecast on the stock market

	Negative	Neutral	Positive
Day 15/06/2017		•	
Week 12/6-16/6/2017		•	
Month 06/2017		•	

Highlights

In the morning session, the market increased significantly right at the beginning of the session and decreased sharply down to the previous trading session, but right after that, thanks to strong supportive demand, the market moved up rapidly and traded positively during almost the entire afternoon session. The main supportive stocks of VN-Index during today trading session were Largecaps stocks such as SAB (+1.13 points), GAS (+0.86 point) and Banking stocks including VCB (+0.74 point), BID (+0.59 point), CTG (+0.58 point), NVB (+0.3 point) và ACB (+0.26 point). In contrast, ROS (-1.13 point) moving down to its floor price along with VIC (-1.29 point) limited the bullish momentum of the market. The market cash flow rotated between different sectors and concentrated on Banking sector, Real-estate, Construction sector with PC1, VRC, QCG, DXG... During today trading session, HAG and HNG also attracted significant cash flow and reached their respective ceiling price at the end of today session. The market scale turned into a positive state with the bullish stocks dominated the market (144 bullish stocks/123 bearish stocks). Market liquidity was maintained at the same rate as the previous session with a trading value of VND 3,460.7 billion/session. At the end of today session, VN-Index increased by 3.88 point (+0.51%) and closed at 760.77 level; HNX-Index increased by 0.58 point (+0.59%) up to 97.89 point.

Recommendations

Continued from yesterday bullish momentum, the market traded dynamically and positively. Market cash flow increased significantly and spread into Banking sector, Real-estate, Construction sector and other Blue chip stocks including GAS, SAB, and VNM which helped VN-Index broke through the historical 760 point level. However, unchanged market liquidity along with narrowed fluctuation margin indicated that the bullish momentum of the stock market might be weaker in the upcoming trading session. BSC expect the market to fluctuate around the 760 point level in tomorrow session.

BSC RESEARCH

Head of Research

Tran Thang Long

longtt@bsc.com.vn

Macro & Market Team

Bui Nguyen Khoa

khoabn@bsc.com.vn

Do Nam Tung

tungdn@bsc.com.vn

VN-INDEX **760.77**
Value: 3460.75 bil **3.88 (0.51%)**
Foreigners (net): VND 267.7 bil

HNX-INDEX **97.89**
Value: 562.98 bil **0.58 (0.6%)**
Foreigners (net): VND 2.1 bil

UPCOM-INDEX **56.46**
Value 113.31 bil **-0.36 (-0.63%)**
Foreigners (net): VND 1.2 bil

Macro indicators

	Value	% Chg
Crude oil	45.8	-1.3%
Gold	1,267	0.0%
USDVND	22,698	0.0%
EURVND	25,499	-0.1%
JPYVND	20,582	-0.2%
1-month Interbank rate	3.3%	-
5yr VN Treasury Yield	5.0%	-

Source: Bloomberg, BSC Research

Content

Market highlights	2
Stock recommendations	3
Market statistics	4

This report must be read with the Disclosure, located at the end of this report.

Đỗ Nam Tùng

tungnd@bsc.com.vn

Vietnam Daily Review

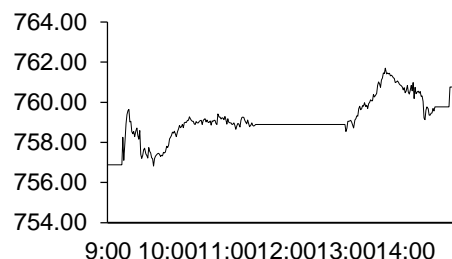
Market highlights

In the morning session, the market increased significantly right at the beginning of the session and decreased sharply down to the previous trading session, but right after that, thanks to strong supportive demand, the market moved up rapidly and traded positively during almost the entire afternoon session. The main supportive stocks of VN-Index during today trading session were Largecaps stocks such as SAB (+1.13 points), GAS (+0.86 point) and Banking stocks including VCB (+0.74 point), BID (+0.59 point), CTG (+0.58 point), NVB (+0.3 point) và ACB (+0.26 point). In contrast, ROS (-1.13 point) moving down to its floor price along with VIC (-1.29 point) limited the bullish momentum of the market. The market cash flow rotated between different sectors and concentrated on Banking sector, Real-estate, Construction sector with PC1, VRC, QCG, DXG... During today trading session, HAG and HNG also attracted significant cash flow and reached their respective ceiling price at the end of today session. The market scale turned into a positive state with the bullish stocks dominated the market (144 bullish stocks/123 bearish stocks). Market liquidity was maintained at the same rate as the previous session with a trading value of VND 3,460.7 billion/session. At the end of today session, VN-Index increased by 3.88 point (+0.51%) and closed at 760.77 level; HNX-Index increased by 0.58 point (+0.59%) up to 97.89 point.

Foreign investors had net purchased on all three market floors HOSE, HNX, and UPCOM corresponding to the trading value of VND 251.22 billion, VND 2.10 billion, and VND 1.20 billion. On HOSE, they bought HPG (VND 50.9 billion), VCB (VND 44.6 billion) and sold KDC (VND 17.4 billion), BHS (4.2 billion).

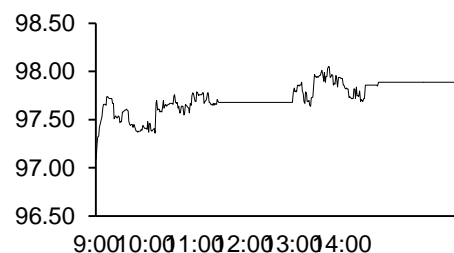
Recommendations

Continued from yesterday bullish momentum, the market traded dynamically and positively. Market cash flow increased significantly and spread into Banking sector, Real-estate, Construction sector and other Blue chip stocks including GAS, SAB, and VNM which helped VN-Index broke through the historical 760 point level. However, unchanged market liquidity along with narrowed fluctuation margin indicated that the bullish momentum of the stock market might be weaker in the upcoming trading session. BSC expect the market to fluctuate around the 760 point level in tomorrow session.



Source: Bloomberg, BSC Research

Exhibit 2



Source: Bloomberg, BSC Research

Exhibit 3

Top 5 volume leaders

Ticker	Volume	Price	% Chg
HAG	11.20	9.14	6.90
HNG	9.65	10.10	6.88
HQC	8.45	3.18	2.91
BID	7.44	20.00	2.56
AMD	7.35	16.45	-6.80

Source: Bloomberg, BSC Research

Stock recommendations

Short-term portfolio

No.	Ticker	Date	Buy price	Current price	Unrealized gain/ loss	Cutlosses	Target
1	GMD	26/09/2016	26.3	41.2	56.5%	24.2	28.5
2	VIC	17/10/2016	43.0	41.5	-3.5%	41.0	47.0
3	PVT	27/5/2016	12.3	13.8	11.8%	11.7	13.5
4	CSV	19/12/2016	26.8	29.3	9.3%	26.0	30.0
5	KBC	26/12/2016	13.6	16.2	19.6%	13.0	15.0
Average					18.73%		

Source: BSC Research

CANSLIM portfolio

No.	Ticker	Date	Buy price	Current price	Unrealized gain/ loss	Cutlosses	Target
1	MBB	27/4/2015	13.8	20.4	47.5%	12.8	16.6
2	GMD	4/7/2015	26.6	41.2	54.7%	24.7	31.9
3	VCS	16/12/2016	130.0	165.8	27.5%	120.9	156.0
4	HPG	28/10/2016	40.8	31.7	-22.4%	36.4	44.9
Average					26.8%		

Source: BSC Research

Market statistics

Top 5 leaders on the HSX

Ticker	Price	% Chg	Index pt	Volume
SAB	200.00	2.62	1.37	140190.00
GAS	57.50	2.31	1.04	1.09MLN
VCB	39.20	1.69	0.98	2.82MLN
VNM	153.50	0.79	0.73	536000.00
Ticker	Price	% Chg	Index pt	Volume
VIC	41.50	-3.49	-1.66	1.84MLN
ROS	112.10	-6.97	-1.51	3.12MLN
EIB	12.15	-1.62	-0.10	435530
VCF	167.00	-4.57	-0.09	80
BHN	79.00	-1.13	-0.09	11200

Top 5 gainers on the HSX

Ticker	Price	% Chg	Index pt	Volume
C47	16.05	7.00	0.01	911250
TCO	10.75	6.97	0.01	1070
CTF	30.05	6.94	0.02	51250
QCG	21.60	6.93	0.16	570090
VSI	16.25	6.91	0.01	16080

Top 5 losers on the HSX

Ticker	Price	% Chg	Index pt	Volume
VNH	0.90	-10.00	0.00	9870
BTT	35.60	-6.32	-0.01	13980
D2D	30.60	-5.26	-0.01	2760
VPS	19.80	-4.81	-0.01	50
VOS	2.10	-4.55	-0.01	10470

Source: Bloomberg, BSC Research

Top 5 leaders on HNX

Ticker	Price	% Chg	Index pt	Volume
PVR	3.40	9.68	0.07	100
KKC	14.50	5.84	0.07	5800
AAA	24.10	7.11	0.04	1.12MLN
VBC	70.50	5.22	0.04	2400
Ticker	Price	% Chg	Index pt	Volume
SGO	3.80	-2.56	-0.05	206800
TV2	92.10	-0.97	-0.02	1700
NTP	58.80	-0.17	-0.02	6100
PVG	7.70	-1.28	-0.01	26600
NTP	79.00	-4.70	-0.01	800

Top 5 gainers on the HNX

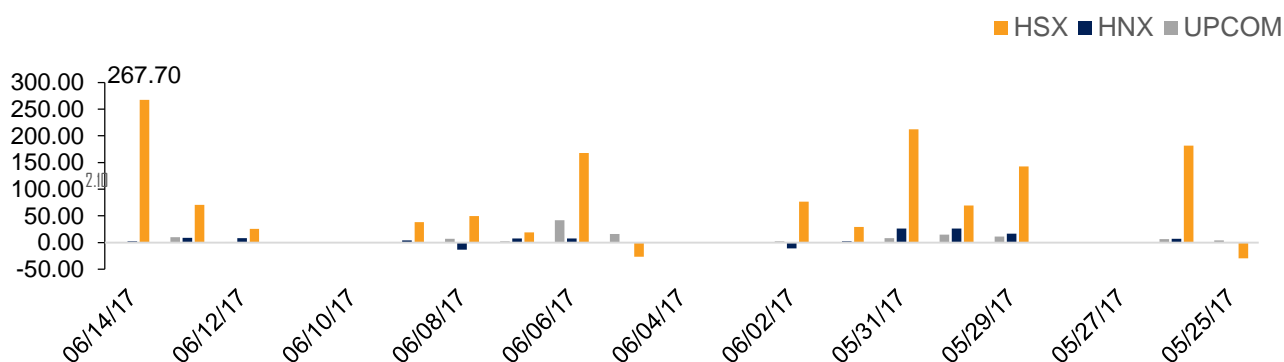
Ticker	Price	% Chg	Index pt	Volume
SIC	12.20	9.91	0.00	2500
TV3	54.40	9.90	0.02	200
PEN	9.00	9.76	0.02	2900
PVR	3.40	9.68	0.07	100
TFC	22.70	9.66	0.01	23900

Top 5 losers on the HNX

Ticker	Price	% Chg	Index pt	Volume
GMX	21.00	-9.87	-0.01	3200
ONE	9.10	-9.90	0.00	31100
DID	4.60	-9.80	0.00	10100
NHA	9.30	-9.71	-0.01	100
KMT	5.80	-9.38	0.00	500

Exhibit 3

Foreign transaction



Source: HSX, HNX, BSC Research

Disclosure

The information, statements, forecasts and projections contained herein, including any expression of opinion, are based upon sources believed to be reliable but their accuracy completeness or correctness are not guaranteed. Expressions of opinion herein were arrived at after due and careful consideration and they were based upon the best information then known to us, and in our opinion are fair and reasonable in the circumstances prevailing at the time. Expressions of opinion contained herein are subject to change without notice. This document is not, and should not be construed as, an offer or the solicitation of an offer to buy or sell any securities. BSC and other companies in the BSC and/or their officers, directors and employees may have positions and may affect transactions in securities of companies mentioned herein and may also perform or seek to perform investment banking services for these companies. This document is for private circulation only and is not for publication in the press or elsewhere. BSC accepts no liability whatsoever for any direct or consequential loss arising from any use of this or its content. The use of any information, statements forecasts and projections contained herein shall be at the sole discretion and risk of the user. No part of this material may be (i) copied, photocopied or duplicated in any form by any mean or (ii) redistributed without the prior written consent of BIDV Securities Company (BSC).

BSC Headquarters

BIDV Tower, 10th & 11th Floor
35 Hang Voi, Hoan Kiem, Hanoi
Tel: +84 4 3935 2722
Fax: +84 4 2220 0669

Ho Chi Minh City Office

146 Nguyen Cong Tru St, 9th Floor
District 1, HCMC
Tel: +84 8 3821 8885
Fax: +84 8 3821 8510

<http://www.bsc.com.vn>

Bloomberg: BSCV <GO>

