



Thu, June 15, 2017

Vietnam Daily Review

Tested the 760 support level

BSC's Forecast on the stock market

	Negative	Neutral	Positive
Day 16/06/2017		•	
Week 12/6-16/6/2017		•	
Month 06/2017		•	

Highlights

In the beginning of today morning session, the market opened below the previous closing price level, and then, it increased sharply and fluctuated above the previous closing until the end of morning session. In the afternoon session, market immediately decreased significantly, down to the bottom level of 758.17 point due to strong selling pressure originating from short-term profit acquisition after three consecutive bullish sessions. Market index rebounded at the end of today session but not enough to reach the previous closing price. The main supportive stocks of VN-Index that limited the bearish momentum were Largecaps stock such as VIC (+0.63 point), VCB (+0.37 point), HPG (+0.33 point), CTG (+0.25 point). In contrast, ROS (-1.05 point), GAS (-0.23 point), BID (-0.38 point), ACB (-0.4 point) made the market decreased significantly. Market cash flow rotated between different sectors and focused mainly on rubber stocks such as DRI, TRC, PHR, and DPR due to positive information of world rubber price. In banking sector, a strong differentiation occurred when MBB, STB, BID, ACB decreased and CTG, VCB, STB increased. In today session, the pair HAG and HNG at first continued attracted large cash flow in the morning session but later under strong selling pressure, HAG decreased slightly while HNG was increasing. The market scale maintained a positive state with the bullish stocks dominated the market (144 bullish stocks/124 bearish stocks). Market liquidity decreased slightly in comparison to the previous session with a trading value of VND 3,270.2 billion/session. At the end of today session, VN-Index increased by 0.20point (-0.03%) and closed at 760.57 level; HNX-Index increased by 0.11 point (+0.11 %) up to 97.78 point.

Recommendations

After three consecutive bullish sessions, the market had a correction session. Strong profit gains pressure made the market decrease in the afternoon session. Market cash flow spread into not only Rubber sector, individual stocks that either bearish or not in the central of market attention such as TMT, GTN, C32, but also BCs stocks such as VNM, HPG continuing their respective bullish trend. All of these factors helped the market to trade above the 760 point level. The market cash flow spread into individual stocks that belong to different sectors and market capitalization categories. However, rapid narrowed degree of market fluctuation margin showed the bullish momentum would continue to be

BSC RESEARCH

Head of Research

Tran Thang Long

longtt@bsc.com.vn

Macro & Market Team

Bui Nguyen Khoa

khoabn@bsc.com.vn

Do Nam Tung

tungdn@bsc.com.vn

VN-INDEX **760.57**
Value: 3270.24 bil **-0.2 (-0.03%)**
Foreigners (net): VND 252.44 bil

HNX-INDEX **97.78**
Value: 478.41 bil **-0.11 (-0.11%)**
Foreigners (net): VND 12.27 bil

UPCOM-INDEX **56.89**
Value 98.75 bil **0.43 (0.76%)**
Foreigners (net): VND 3.58 bil

Macro indicators

	Value	% Chg
Crude oil	44.7	-0.1%
Gold	1,261	0.0%
USDVND	22,684	-0.1%
EURVND	25,437	-0.4%
JPYVND	20,678	-0.2%
1-month Interbank rate	3.3%	-
5yr VN Treasury Yield	5.0%	-

Source: Bloomberg, BSC Research

Content

Market highlights	2
Stock recommendations	3
Market statistics	4

This report must be read with the Disclosure, located at the end of this report.

Đỗ Nam Tùng

tungnd@bsc.com.vn

Vietnam Daily Review

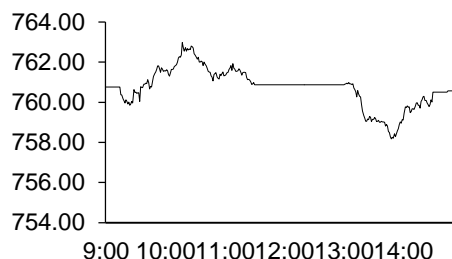
Market highlights

In the beginning of today morning session, the market opened below the previous closing price level, and then, it increased sharply and fluctuated above the previous closing until the end of morning session. In the afternoon session, market immediately decreased significantly, down to the bottom level of 758.17 point due to strong selling pressure originating from short-term profit acquisition after three consecutive bullish sessions. Market index rebounded at the end of today session but not enough to reach the previous closing price. The main supportive stocks of VN-Index that limited the bearish momentum were Largecaps stock such as VIC (+0.63 point), VCB (+0.37 point), HPG (+0.33 point), CTG (+0.25 point). In contrast, ROS (-1.05 point), GAS (-0.23 point), BID (-0.38 point), ACB (-0.4 point) made the market decreased significantly. Market cash flow rotated between different sectors and focused mainly on rubber stocks such as DRI, TRC, PHR, and DPR due to positive information of world rubber price. In banking sector, a strong differentiation occurred when MBB, STB, BID, ACB decreased and CTG, VCB, STB increased. In today session, the pair HAG and HNG at first continued attracted large cash flow in the morning session but later under strong selling pressure, HAG decreased slightly while HNG was increasing. The market scale maintained a positive state with the bullish stocks dominated the market (144 bullish stocks/124 bearish stocks). Market liquidity decreased slightly in comparison to the previous session with a trading value of VND 3,270.2 billion/session. At the end of today session, VN-Index increased by 0.20point (-0.03%) and closed at 760.57 level; HNX-Index increased by 0.11 point (+0.11 %) up to 97.78 point.

Foreign investors had net purchased on all three market floors HOSE, HNX, and UPCOM corresponding to the trading value of VND 252.44billion, VND 12.27 billion, and VND 3.58 billion. On HOSE, they bought HPG (VND 145.4 billion), VCB (VND 54.7 billion) and sold SSI (VND 13.8 billion), DHG (11.6 billion).

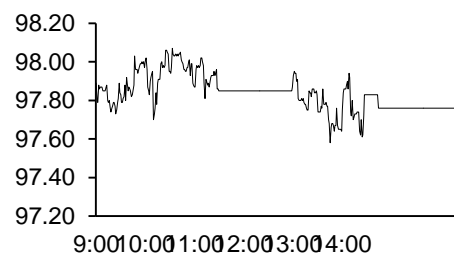
Recommendations

After three consecutive bullish sessions, the market had a correction session. Strong profit gains pressure made the market decrease in the afternoon session. Market cash flow spread into not only Rubber sector, individual stocks that either bearish or not in the central of market attention such as TMT, GTN, C32, but also BCs stocks such as VNM, HPG continuing their respective bullish trend. All of these factors helped the market to trade above the 760 point level. The market cash flow spread into individual stocks that belong to different sectors and market capitalization categories. However, rapid narrowed degree of market fluctuation margin showed the bullish momentum would continue to be



Source: Bloomberg, BSC Research

Exhibit 2



Source: Bloomberg, BSC Research

Exhibit 3

Top 5 volume leaders

Ticker	Volume	Price	% Chg
HPG	11.73	32.40	2.37
HAG	9.16	9.05	-0.98
FLC	8.19	7.12	-1.52
BID	5.83	19.80	-1.00
HNG	5.82	10.35	2.48

Source: Bloomberg, BSC Research

Stock recommendations

Short-term portfolio

No.	Ticker	Date	Buy price	Current price	Unrealized gain/ loss	Cutlosses	Target
1	GMD	26/09/2016	26.3	41.0	55.9%	24.2	28.5
2	VIC	17/10/2016	43.0	42.3	-1.6%	41.0	47.0
3	PVT	27/5/2016	12.3	14.0	13.4%	11.7	13.5
4	CSV	19/12/2016	26.8	29.3	9.3%	26.0	30.0
5	KBC	26/12/2016	13.6	16.2	19.6%	13.0	15.0
Average					19.31%		

Source: BSC Research

CANSLIM portfolio

No.	Ticker	Date	Buy price	Current price	Unrealized gain/ loss	Cutlosses	Target
1	MBB	27/4/2015	13.8	20.1	45.7%	12.8	16.6
2	GMD	4/7/2015	26.6	41.0	54.1%	24.7	31.9
3	VCS	16/12/2016	130.0	164.9	26.8%	120.9	156.0
4	HPG	28/10/2016	40.8	32.4	-20.6%	36.4	44.9
Average					26.5%		

Source: BSC Research

Market statistics

Top 5 leaders on the HSX

Ticker	Price	% Chg	Index pt	Volume
VIC	42.30	1.93	0.88	777300.00
VCB	39.50	0.77	0.45	3.00MLN
HPG	32.40	2.37	0.40	11.73MLN
CTG	20.45	0.99	0.31	2.81MLN
Ticker	Price	% Chg	Index pt	Volume
ROS	104.30	-6.96	-1.40	2.04MLN
GAS	56.90	-1.04	-0.48	457380
BID	19.80	-1.00	-0.29	5.83MLN
MBB	20.10	-1.23	-0.18	1.65MLN
BVH	58.60	-1.01	-0.17	339540

Top 5 gainers on the HSX

Ticker	Price	% Chg	Index pt	Volume
TIX	37.45	7.00	0.03	10
CTF	32.15	6.99	0.02	21830
DTA	5.85	6.95	0.00	3050
TRA	120.10	6.95	0.11	40450
ATG	2.49	6.87	0.00	1.02MLN

Top 5 losers on the HSX

Ticker	Price	% Chg	Index pt	Volume
VNH	0.90	-10.00	0.00	9870
BTT	35.60	-6.32	-0.01	13980
D2D	30.60	-5.26	-0.01	2760
VPS	19.80	-4.81	-0.01	50
VOS	2.10	-4.55	-0.01	10470

Source: Bloomberg, BSC Research

Top 5 leaders on HNX

Ticker	Price	% Chg	Index pt	Volume
PVR	3.40	9.68	0.07	100
KKC	14.50	5.84	0.07	5800
AAA	24.10	7.11	0.04	1.12MLN
VBC	70.50	5.22	0.04	2400
Ticker	Price	% Chg	Index pt	Volume
SGO	3.80	-2.56	-0.05	206800
TV2	92.10	-0.97	-0.02	1700
NTP	58.80	-0.17	-0.02	6100
PVG	7.70	-1.28	-0.01	26600
NTP	79.00	-4.70	-0.01	800

Top 5 gainers on the HNX

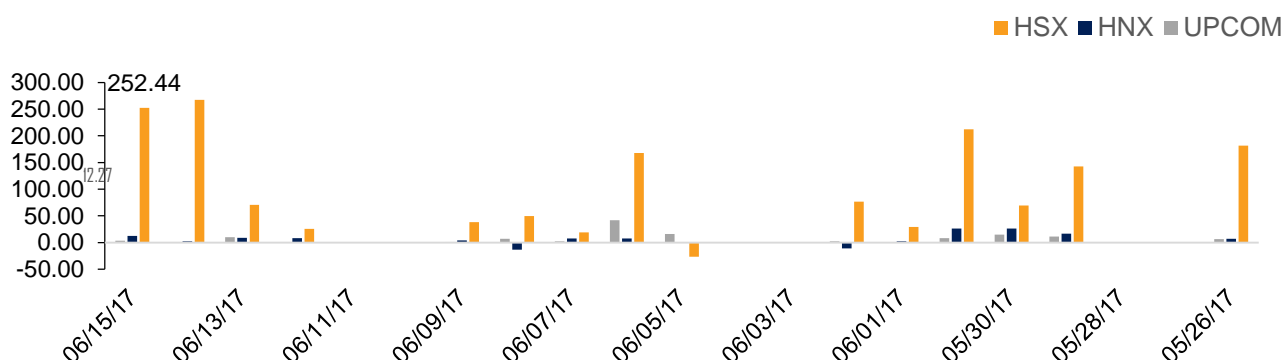
Ticker	Price	% Chg	Index pt	Volume
SIC	12.20	9.91	0.00	2500
TV3	54.40	9.90	0.02	200
PEN	9.00	9.76	0.02	2900
PVR	3.40	9.68	0.07	100
TFC	22.70	9.66	0.01	23900

Top 5 losers on the HNX

Ticker	Price	% Chg	Index pt	Volume
GMX	21.00	-9.87	-0.01	3200
ONE	9.10	-9.90	0.00	31100
DID	4.60	-9.80	0.00	10100
NHA	9.30	-9.71	-0.01	100
KMT	5.80	-9.38	0.00	500

Exhibit 3

Foreign transaction



Source: HSX, HNX, BSC Research

Disclosure

The information, statements, forecasts and projections contained herein, including any expression of opinion, are based upon sources believed to be reliable but their accuracy completeness or correctness are not guaranteed. Expressions of opinion herein were arrived at after due and careful consideration and they were based upon the best information then known to us, and in our opinion are fair and reasonable in the circumstances prevailing at the time. Expressions of opinion contained herein are subject to change without notice. This document is not, and should not be construed as, an offer or the solicitation of an offer to buy or sell any securities. BSC and other companies in the BSC and/or their officers, directors and employees may have positions and may affect transactions in securities of companies mentioned herein and may also perform or seek to perform investment banking services for these companies. This document is for private circulation only and is not for publication in the press or elsewhere. BSC accepts no liability whatsoever for any direct or consequential loss arising from any use of this or its content. The use of any information, statements forecasts and projections contained herein shall be at the sole discretion and risk of the user. No part of this material may be (i) copied, photocopied or duplicated in any form by any mean or (ii) redistributed without the prior written consent of BIDV Securities Company (BSC).

BSC Headquarters

BIDV Tower, 10th & 11th Floor
35 Hang Voi, Hoan Kiem, Hanoi
Tel: +84 4 3935 2722
Fax: +84 4 2220 0669

Ho Chi Minh City Office

146 Nguyen Cong Tru St, 9th Floor
District 1, HCMC
Tel: +84 8 3821 8885
Fax: +84 8 3821 8510

<http://www.bsc.com.vn>

Bloomberg: BSCV <GO>

