



Tue, July 4, 2017

Vietnam Daily Review

A strongly corrected session

BSC's Forecast on the stock market

	Negative	Neutral	Positive
Day 05/07/2017		•	
Week 3/7-7/7/2017		•	
Month 07/2017		•	

Highlights

Right at the opening, the market began to plunge steeply and plummet to the afternoon session, once touched the bottom level of 775.53, near the short-term support 775 points, but were promptly recovered again and traded above this level to the end of the afternoon session. Tickets which made market to fall in today session include of PLX (-0.45pts), BID (-0.44pts), GAS (-0.37pts), and CTG (-0.36pts). In the opposite site, tickets that hindered decrease momentum of market were SAB (+0.19pts), HT1 (+0.15pts), ROS (+0.09pts), TAN (+0.08pts). Market cash flow mainly focused on securities tickets and small-caps. Securities sector continued to rise may be due to the effect of the listing event of VCI this weekend with reference price of VND48, 000. In addition, pennies and small-caps such as PVX, OGC, HAR, PPI, and PVL still rose to their ceiling. Meanwhile, blue chips and banking sector tickets such as BID, VCB, CTG, and ACB all strongly fell. Market scale came to negative status as discount tickets overwhelm the market (116 gainers/150 losers). Market liquidity decline slightly compared to last sessions, total execution value reached VND3, 265.8bns/session. Sum up the session today, the VN-Index decreased by 3.34pts (-0.43%) and closed at 775.54 points; HNX-Index increased by 0.15 points (+0.15%), to 100.48 points.

Recommendations

After rising from 4 sessions last week, market has some downward adjusts to supporting index area at 775 points on today session. In some previous sessions, short-term rate confirmation from banking sector and strong price increase of some Blue-chips put a lot of pressure on the market. The negative market scale shows downward trend on almost sectors in the market. The amplitude of fluctuation increases with the range of the top and bottom is 6.29 points. BSC forecast the market will continue to accumulate in the index area 775-780 points in the following sessions.

BSC RESEARCH

Head of Research

Tran Thang Long

longtt@bsc.com.vn

Macro & Market Team

Bui Nguyen Khoa

khoabn@bsc.com.vn

Do Nam Tung

tungdn@bsc.com.vn

VN-INDEX **775.54**

Value: 3265.8 bil

-3.34 (-0.43%)

Foreigners (net): VND 30.74 bil

HNX-INDEX **100.48**

Value: 602.94 bil

0.15 (0.15%)

Foreigners (net): VND 6.43 bil

UPCOM-INDEX **57.46**

Value 88.92 bil

-0.16 (-0.28%)

Foreigners (net): VND 3.02 bil

Macro indicators

	Value	% Chg
Crude oil	46.9	-0.3%
Gold	1,224	0.3%
USDVND	22,729	0.0%
EURVND	25,906	-0.2%
JPYVND	20,066	0.1%
1-month Interbank rate	3.3%	-
5yr VN Treasury Yield	4.9%	-

Source: Bloomberg, BSC Research

Content

Market highlights	2
Stock recommendations	3
Market statistics	4

This report must be read with the Disclosure, located at the end of this report.

Do Nam Tung

tungnd@bsc.com.vn

Market highlights

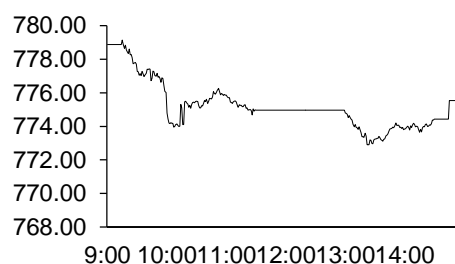
Right at the opening, the market began to plunge steeply and plummet to the afternoon session, once touched the bottom level of 775.53, near the short-term support 775 points, but were promptly recovered again and traded above this level to the end of the afternoon session. Tickets which made market to fall in today session include of PLX (-0.45pts), BID (-0.44pts), GAS (-0.37pts), and CTG (-0.36pts). In the opposite site, tickets that hindered decrease momentum of market were SAB (+0.19pts), HT1 (+ 0.15pts), ROS (+0.09pts), TAN (+0.08pts). Market cash flow mainly focused on securities tickets and small-caps. Securities sector continued to rise may be due to the effect of the listing event of VCI this weekend with reference price of VND48, 000. In addition, pennies and small-caps such as PVX, OGC, HAR, PPI, and PVL still rose to their ceiling. Meanwhile, blue chips and banking sector tickets such as BID, VCB, CTG, and ACB all strongly fell. Market scale came to negative status as discount tickets overwhelm the market (116 gainers/150 losers). Market liquidity decline slightly compared to last sessions, total execution value reached VND3, 265.8bns/session. Sum up the session today, the VN-Index decreased by 3.34pts (-0.43%) and closed at 775.54 points; HNX-Index increased by 0.15 points (+0.15%), to 100.48 points.

Today, foreign investors had net purchases on all 3 stock exchanges HOSE, HNX and UPCOM with respective values of VND 30.74 billion, VND6.43 billion and VND7.97 billion respectively. On HOSE, foreign investors bought stock HPG(VND24.5 billion), SAB (VND19.9 billion) and sold VIC(VND29.1 billion), SSI(VND21.9 billion).

Recommendations

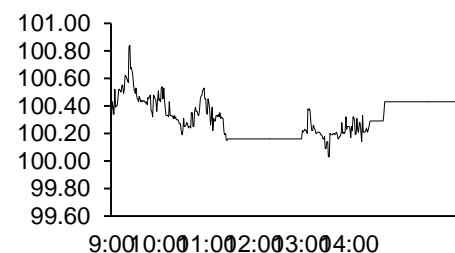
After rising from 4 sessions last week, market has some downward adjusts to supporting index area at 775 points on today session. In some previous sessions, short-term rate confirmation from banking sector and strong price increase of some Blue-chips put a lot of pressure on the market. The negative market scale shows downward trend on almost sectors in the market. The amplitude of fluctuation increases with the range of the top and bottom is 6.29 points. BSC forecast the market will continue to accumulate in the index area 775-780 points in the following sessions.

Exhibit 1

VN-Index Intraday


Source: Bloomberg, BSC Research

Exhibit 2

HNX-Index Intraday


Source: Bloomberg, BSC Research

Exhibit 3

Top 5 volume leaders

Ticker	Volume	Price	% Chg
OGC	23.44	2.41	6.64
ITA	16.23	4.32	6.93
HQC	9.76	3.26	0.31
HAI	8.46	4.50	3.69
DLG	6.44	4.68	5.17

Source: Bloomberg, BSC Research

Stock recommendations

Short-term portfolio

No.	Ticker	Date	Buy price	Current price	Unrealized gain/ loss	Cutlosses	Target
1	HAG	19/6/2017	9.0	9.2	2.4%	8.4	11.3
2	DGW	26/6/2017	15.5	14.5	-6.5%	14.0	18.0
Average					-2.0%		

Source: BSC Research

CANSLIM portfolio

No.	Ticker	Date	Buy price	Current price	Unrealized gain/ loss	Cutlosses	Target
1	MBB	27/4/2015	13.8	22.0	59.4%	12.8	16.6
2	GMD	4/7/2015	26.6	42.9	61.1%	24.7	31.9
3	VCS	16/12/2016	130.0	136.0	4.6%	120.9	156.0
4	HPG	28/10/2016	40.8	33.0	-19.1%	36.4	44.9
Average					26.5%		

Source: BSC Research

Market statistics

Top 5 leaders on the HSX

Ticker	Price	% Chg	Index pt	Volume
SAB	210.90	0.43	0.24	44930.00
HT1	23.35	5.18	0.18	2.61MLN
TLG	148.00	6.47	0.14	1200.00
KDC	47.65	2.47	0.12	1.72MLN

Ticker	Price	% Chg	Index pt	Volume
PLX	67.70	-1.74	-0.64	983220
BID	20.30	-1.93	-0.56	3.96MLN
GAS	59.00	-1.01	-0.47	394690
CTG	20.35	-1.45	-0.46	708720
VIC	42.00	-0.71	-0.33	938440

Top 5 gainers on the HSX

Ticker	Price	% Chg	Index pt	Volume
JVC	3.21	7.00	0.01	302960
S4A	19.90	6.99	0.02	200
DTA	8.58	6.98	0.00	264860
CCL	7.99	6.96	0.01	1.60MLN
SC5	32.30	6.95	0.01	14680

Top 5 losers on the HSX

Ticker	Price	% Chg	Index pt	Volume
VNH	0.90	-10.00	0.00	9870
BTT	35.60	-6.32	-0.01	13980
D2D	30.60	-5.26	-0.01	2760
VPS	19.80	-4.81	-0.01	50
VOS	2.10	-4.55	-0.01	10470

Source: Bloomberg, BSC Research

Top 5 leaders on HNX

Ticker	Price	% Chg	Index pt	Volume
PVR	3.40	9.68	0.07	100
KKC	14.50	5.84	0.07	5800
AAA	24.10	7.11	0.04	1.12MLN
VBC	70.50	5.22	0.04	2400

Ticker	Price	% Chg	Index pt	Volume
SGO	3.80	-2.56	-0.05	206800
TV2	92.10	-0.97	-0.02	1700
NTP	58.80	-0.17	-0.02	6100
PVG	7.70	-1.28	-0.01	26600
NTP	79.00	-4.70	-0.01	800

Top 5 gainers on the HNX

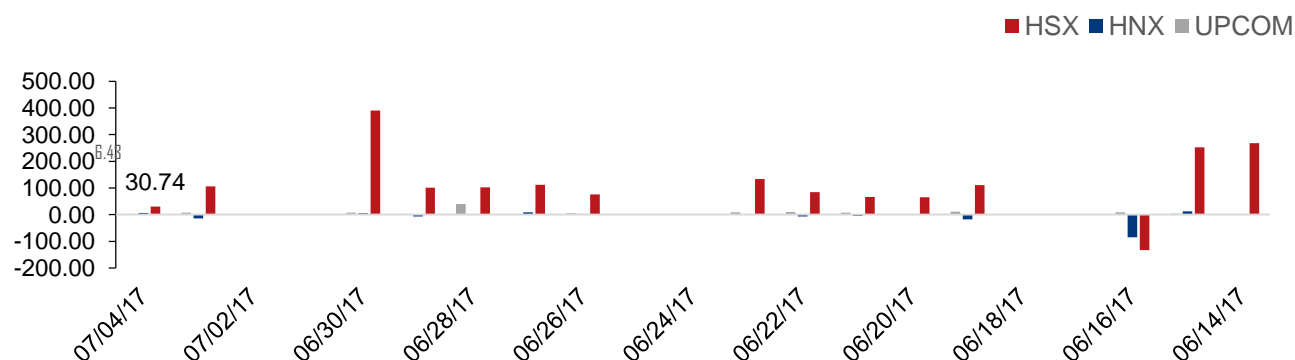
Ticker	Price	% Chg	Index pt	Volume
SIC	12.20	9.91	0.00	2500
TV3	54.40	9.90	0.02	200
PEN	9.00	9.76	0.02	2900
PVR	3.40	9.68	0.07	100
TFC	22.70	9.66	0.01	23900

Top 5 losers on the HNX

Ticker	Price	% Chg	Index pt	Volume
GMX	21.00	-9.87	-0.01	3200
ONE	9.10	-9.90	0.00	31100
DID	4.60	-9.80	0.00	10100
NHA	9.30	-9.71	-0.01	100
KMT	5.80	-9.38	0.00	500

Exhibit 3

Foreign transaction



Source: HSX, HNX, BSC Research

Disclosure

The information, statements, forecasts and projections contained herein, including any expression of opinion, are based upon sources believed to be reliable but their accuracy completeness or correctness are not guaranteed. Expressions of opinion herein were arrived at after due and careful consideration and they were based upon the best information then known to us, and in our opinion are fair and reasonable in the circumstances prevailing at the time. Expressions of opinion contained herein are subject to change without notice. This document is not, and should not be construed as, an offer or the solicitation of an offer to buy or sell any securities. BSC and other companies in the BSC and/or their officers, directors and employees may have positions and may affect transactions in securities of companies mentioned herein and may also perform or seek to perform investment banking services for these companies. This document is for private circulation only and is not for publication in the press or elsewhere. BSC accepts no liability whatsoever for any direct or consequential loss arising from any use of this or its content. The use of any information, statements forecasts and projections contained herein shall be at the sole discretion and risk of the user. No part of this material may be (i) copied, photocopied or duplicated in any form by any mean or (ii) redistributed without the prior written consent of BIDV Securities Company (BSC).

BSC Headquarters

BIDV Tower, 10th & 11th Floor
35 Hang Voi, Hoan Kiem, Hanoi
Tel: +84 4 3935 2722
Fax: +84 4 2220 0669

Ho Chi Minh City Office

146 Nguyen Cong Tru St, 9th Floor
District 1, HCMC
Tel: +84 8 3821 8885
Fax: +84 8 3821 8510

<http://www.bsc.com.vn>

Bloomberg: BSCV <GO>

