

Thu, July 6, 2017

Vietnam Daily Review

Broke through the resistance level of 780 point

BSC's Forecast on the stock market

	Negative	Neutral	Positive
Day 07/07/2017		•	
Week 3/7-7/7/2017		•	
Month 07/2017		•	

Highlights

Right at the opening, the market began to climb steeply and reached 781.53 points. But the increase momentum was not maintained, stagnated in this level and fluctuated horizontally in the range of 780 - 782 points to the end of the afternoon session. The stocks led the market rise in the session today are PLX (+0.86 points), VCB (+0.59 points), VNM (+0.43 points), and GAS (+0.38 points). In the opposite site, the stocks hindered the increase momentum of the market are CTG (-0.18 points), BID (-0.11), NVL (-0.10 points) and PNJ (-0.09 points). Market cash flow mainly focused on securities, fertilizer and real estate. Securities group hold the role of leading the market when all stocks of this group increased, except for VND which declined. The strong differentiation was happened in banking group as only VCB increased, ACB, STB and EIB kept unchanged while CTG, VIB and BID fell. In the real estate group, cash flow looked to stocks that had announced good second quarter income such as LCG, CII, NBB, NLG, PDR, HDG, LDG and KDH. In addition, about pennies and small-caps, HAR, PVX and ITA continued increased to ceiling while PVL and PPI both decreased. The market scale changed to positive status with number of rising stocks overwhelmed the market (149 gainers/117 losers) has shifted to the positive State with increased numbers overwhelm the market (increase/decrease code 117 code 149). Market liquidity increased back, with trading value of VND 3,467 billion. Sum up the session today, VN-Index increased by 4.33 points (+0.31%) and closed at 782.65 points; HNX-Index increased by 0.68 points (+ 1.20%) to 102.60 points.

Recommendations

The recovery of the market was largely influenced by the supportive stocks and the recovery of banking stocks during trading session day, causing index of most market sectors regained today. The market liquidity hasn't been positive. The weakening cash flow for large capitalization stocks is making low price stocks more active, while low capitalization stocks are influenced by market factors. Differentiate is still occurring in most market sectors, market indexes are rising and liquidity has not improved and technical indicators have tended to escape the overbought area. The market is entering a fairly complex range as the bulls and bears sessions crossed below the short-term resistance at 780 points. In the coming days, investors will observe the improvement of market cash flow and take precaution of general market reversal, at short-term support threshold of 770 points or lower.

BSC RESEARCH

Head of Research

Tran Thang Long

longtt@bsc.com.vn

Macro & Market Team

Bui Nguyen Khoa

khoabn@bsc.com.vn

Do Nam Tung

tungdn@bsc.com.vn

VN-INDEX **782.65**
Value: 3585.2 bil **4.33 (0.56%)**
Foreigners (net): VND 149.5 bil

HNX-INDEX **102.60**
Value: 773.34 bil **0.68 (0.67%)**
Foreigners (net): -VND 19.58 bil

UPCOM-INDEX **57.28**
Value 120.77 bil **0.08 (0.14%)**
Foreigners (net): VND 2.24 bil

Macro indicators

	Value	% Chg
Crude oil	45.7	1.3%
Gold	1,225	-0.2%
USDVND	22,741	0.0%
EURVND	25,950	0.1%
JPYVND	20,050	0.0%
1-month Interbank rate	3.0%	-
5yr VN Treasury Yield	4.9%	-

Source: Bloomberg, BSC Research

Content

Market highlights	2
Stock recommendations	3
Market statistics	4

This report must be read with the Disclosure, located at the end of this report.

Do Nam Tung

tungnd@bsc.com.vn

Market highlights

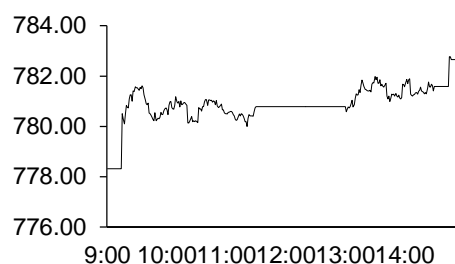
Right at the opening, the market began to climb steeply and reached 781.53 points. But the increase momentum was not maintained, stagnated in this level and fluctuated horizontally in the range of 780 - 782 points to the end of the afternoon session. The stocks led the market rise in the session today are PLX (+0.86 points), VCB (+0.59 points), VNM (+0.43 points), and GAS (+0.38 points). In the opposite site, the stocks hindered the increase momentum of the market are CTG (-0.18 points), BID (-0.11), NVL (-0.10 points) and PNJ (-0.09 points). Market cash flow mainly focused on securities, fertilizer and real estate. Securities group hold the role of leading the market when all stocks of this group increased, except for VND which declined. The strong differentiation was happened in banking group as only VCB increased, ACB, STB and EIB kept unchanged while CTG, VIB and BID fell. In the real estate group, cash flow looked to stocks that had announced good second quarter income such as LCG, CII, NBB, NLG, PDR, HDG, LDG and KDH. In addition, about pennies and small-caps, HAR, PVX and ITA continued increased to ceiling while PVL and PPI both decreased. The market scale changed to positive status with number of rising stocks overwhelmed the market (149 gainers/117 losers) has shifted to the positive State with increased numbers overwhelm the market (increase/decrease code 117 code 149). Market liquidity increased back, with trading value of VND 3,467 billion. Sum up the session today, VN-Index increased by 4.33 points (+0.31%) and closed at 782.65 points; HNX-Index increased by 0.68 points (+ 1.20%) to 102.60 points.

Foreigners had net purchased in HOSE and UPCOM with value of VND 149.50 billion and VND 2.24 billion, net selling on VND 19.58 billion in HNX. On the HOSE, they buy VCB (VND 39.4 billion), BID (VND 35.6 billion), HPG (VND 28.2 billion) and sell PLX (VND 16.8 billion), SSI (VND 12.9 billion).

Recommendations

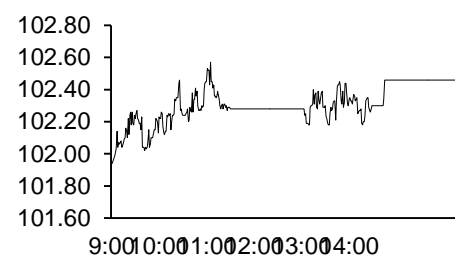
The recovery of the market was largely influenced by the supportive stocks and the recovery of banking stocks during trading session day, causing index of most market sectors regained today. The market liquidity hasn't been positive. The weakening cash flow for large capitalization stocks is making low price stocks more active, while low capitalization stocks are influenced by market factors. Differentiate is still occurring in most market sectors, market indexes are rising and liquidity has not improved and technical indicators have tended to escape the overbought area. The market is entering a fairly complex range as the bulls and bears sessions crossed below the short-term resistance at 780 points. In the coming days, investors will observe the improvement of market cash flow and take precaution of general market reversal, at short-term support threshold of 770 points or lower.

Exhibit 1

VN-Index Intraday


Source: Bloomberg, BSC Research

Exhibit 2

HNX-Index Intraday


Source: Bloomberg, BSC Research

Exhibit 3

Top 5 volume leaders

Ticker	Volume	Price	% Chg
ITA	20.94	4.94	6.93
HQC	15.34	3.38	-1.74
HAI	9.62	5.14	6.86
DCM	7.19	15.00	5.63
FLC	7.19	7.20	-0.69

Source: Bloomberg, BSC Research

Stock recommendations

Short-term portfolio

No.	Ticker	Date	Buy price	Current price	Unrealized gain/ loss	Cutlosses	Target
1	HAG	19/6/2017	9.0	9.1	1.1%	8.4	11.3
2	DGW	26/6/2017	15.5	15.1	-2.6%	14.0	18.0
Average					-0.7%		

Source: BSC Research

CANSLIM portfolio

No.	Ticker	Date	Buy price	Current price	Unrealized gain/ loss	Cutlosses	Target
1	MBB	27/4/2015	13.8	21.8	58.0%	12.8	16.6
2	GMD	4/7/2015	26.6	43.7	64.3%	24.7	31.9
3	VCS	16/12/2016	130.0	141.1	8.5%	120.9	156.0
4	HPG	28/10/2016	40.8	33.3	-18.4%	36.4	44.9
Average					28.1%		

Source: BSC Research

Market statistics

Top 5 leaders on the HSX

Ticker	Price	% Chg	Index pt	Volume
PLX	71.00	3.20	1.17	1.70MLN
VCB	39.35	1.29	0.74	2.38MLN
VNM	157.50	0.57	0.54	549800.00
GAS	60.70	1.00	0.47	719680.00

Ticker	Price	% Chg	Index pt	Volume
CTG	20.25	-0.74	-0.23	1.61MLN
VCF	200.00	-6.98	-0.16	100
BID	20.30	-0.49	-0.14	5.08MLN
NVL	67.60	-0.73	-0.12	1.12MLN
PNJ	99.00	-2.85	-0.12	657330

Top 5 gainers on the HSX

Ticker	Price	% Chg	Index pt	Volume
PXT	3.84	6.96	0.00	33340
AGR	4.46	6.95	0.03	3.27MLN
HTT	16.15	6.95	0.01	1.51MLN
ATG	4.01	6.93	0.00	1.11MLN
QBS	9.41	6.93	0.02	619100

Top 5 losers on the HSX

Ticker	Price	% Chg	Index pt	Volume
VNH	0.90	-10.00	0.00	9870
BTT	35.60	-6.32	-0.01	13980
D2D	30.60	-5.26	-0.01	2760
VPS	19.80	-4.81	-0.01	50
VOS	2.10	-4.55	-0.01	10470

Source: Bloomberg, BSC Research

Top 5 leaders on HNX

Ticker	Price	% Chg	Index pt	Volume
PVR	3.40	9.68	0.07	100
KKC	14.50	5.84	0.07	5800
AAA	24.10	7.11	0.04	1.12MLN
VBC	70.50	5.22	0.04	2400

Ticker	Price	% Chg	Index pt	Volume
SGO	3.80	-2.56	-0.05	206800
TV2	92.10	-0.97	-0.02	1700
NTP	58.80	-0.17	-0.02	6100
PVG	7.70	-1.28	-0.01	26600
NTP	79.00	-4.70	-0.01	800

Top 5 gainers on the HNX

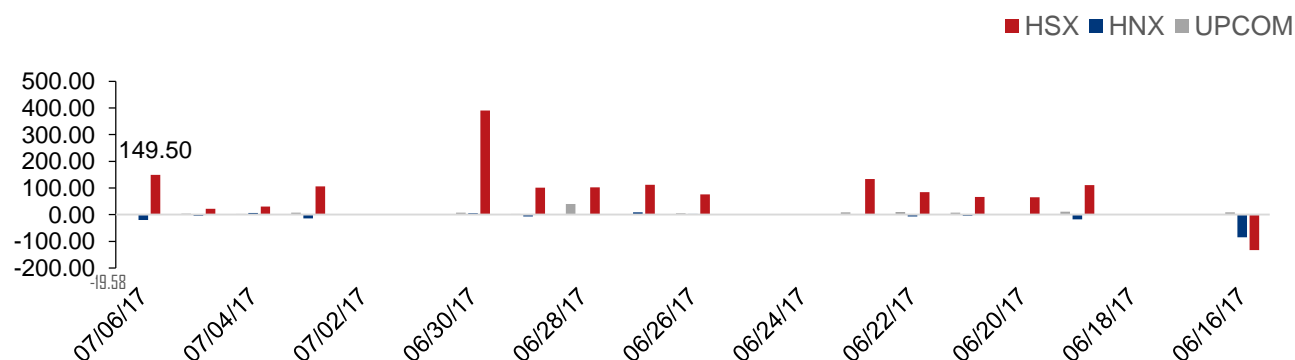
Ticker	Price	% Chg	Index pt	Volume
SIC	12.20	9.91	0.00	2500
TV3	54.40	9.90	0.02	200
PEN	9.00	9.76	0.02	2900
PVR	3.40	9.68	0.07	100
TFC	22.70	9.66	0.01	23900

Top 5 losers on the HNX

Ticker	Price	% Chg	Index pt	Volume
GMX	21.00	-9.87	-0.01	3200
ONE	9.10	-9.90	0.00	31100
DID	4.60	-9.80	0.00	10100
NHA	9.30	-9.71	-0.01	100
KMT	5.80	-9.38	0.00	500

Exhibit 3

Foreign transaction



Source: HSX, HNX, BSC Research

Disclosure

The information, statements, forecasts and projections contained herein, including any expression of opinion, are based upon sources believed to be reliable but their accuracy completeness or correctness are not guaranteed. Expressions of opinion herein were arrived at after due and careful consideration and they were based upon the best information then known to us, and in our opinion are fair and reasonable in the circumstances prevailing at the time. Expressions of opinion contained herein are subject to change without notice. This document is not, and should not be construed as, an offer or the solicitation of an offer to buy or sell any securities. BSC and other companies in the BSC and/or their officers, directors and employees may have positions and may affect transactions in securities of companies mentioned herein and may also perform or seek to perform investment banking services for these companies. This document is for private circulation only and is not for publication in the press or elsewhere. BSC accepts no liability whatsoever for any direct or consequential loss arising from any use of this or its content. The use of any information, statements forecasts and projections contained herein shall be at the sole discretion and risk of the user. No part of this material may be (i) copied, photocopied or duplicated in any form by any mean or (ii) redistributed without the prior written consent of BIDV Securities Company (BSC).

BSC Headquarters

BIDV Tower, 10th & 11th Floor
35 Hang Voi, Hoan Kiem, Hanoi
Tel: +84 4 3935 2722
Fax: +84 4 2220 0669

Ho Chi Minh City Office

146 Nguyen Cong Tru St, 9th Floor
District 1, HCMC
Tel: +84 8 3821 8885
Fax: +84 8 3821 8510

<http://www.bsc.com.vn>

Bloomberg: BSCV <GO>

