



Tue, July 11, 2017

Vietnam Daily Review

Fluctuated around the level of 765 points

BSC's Forecast on the stock market

	Negative	Neutral	Positive
Day 12/07/2017		•	
Week 10/7-14/7/2017		•	
Month 07/2017		•	

Highlights

Right after the market opened, the market fluctuated around the level of 765 points and prolonged this movement until late afternoon. However, at the ATC session, the market reversed and gained considerably due to strong demand for stocks such as VIC, VNM, HBC and HAG. The stocks group contributed upside for market on today trading session including VIC (+0.89 points), VNM (+0.53 points), MBB (+0.26 points), and VCB (+0.24 points). In the opposite direction, stocks group held back market's momentum including STB (-0.15 points), DHG (-0.13 points), GAS (-0.13 points), FPT (-0.10 points). The market money flows concentrated into the large capital stocks in different industry sectors. In banking sector, the differentiation occurred when VCB, MBB, ACB, BID, CTG gained and EIB and NTB declined. Hot speculative stocks such as OGC, PPI, CCL, PVX, PVL and PVL hit the floor price today ending the strong gained from the previous sessions. Market breadth returned into positive status with winners overwhelming the market (135 winners / 121 loser). The market liquidity decreased compared to the previous session with the trading value of VND 3,369.9 billion. At the end of today session, VN-Index increased 2.80 points (+ 0.37%) and closed at 769.36 points; The HNX-Index also increased 0.05 points (+ 0.05%) to 100.42 points.

Recommendations

After two consecutive strong correction session, the market began a new recovering momentum in the session today. Market cash flow exited the small-cap stocks and focused mainly on Bluechips-industry leading stocks. These stocks were at attractive price to investors after correcting in two recent sessions. The fluctuating range of the market was narrowed with the different of 7.79 points between the highest point and the lowest one. BSC expects that the market will be traded in the range of 765-770 and may be break throughout the short-term resistance of 770 points once being supported by market liquidity in next sessions.

BSC RESEARCH

Head of Research

Tran Thang Long

longtt@bsc.com.vn

Macro & Market Team

Bui Nguyen Khoa

khoabn@bsc.com.vn

Do Nam Tung

tungdn@bsc.com.vn

VN-INDEX 769.36

Value: 3369.93 bil 2.8 (0.37%)

Foreigners (net): VND 105.87 bil

HNX-INDEX 100.42

Value: 644.8 bil 0.05 (0.05%)

Foreigners (net): -VND 9.59 bil

UPCOM-INDEX 56.58

Value 105.95 bil -0.15 (-0.26%)

Foreigners (net): VND 6.86 bil

Macro indicators

	Value	% Chg
Crude oil	44.3	-0.3%
Gold	1,211	-0.3%
USDVND	22,739	0.0%
EURVND	26,019	0.0%
JPYVND	19,873	-0.4%
1-month Interbank rate	2.7%	-
5yr VN Treasury Yield	4.7%	-

Source: Bloomberg, BSC Research

Content

Market highlights	2
Stock recommendations	3
Market statistics	4

This report must be read with the Disclosure, located at the end of this report.

Do Nam Tung

tungnd@bsc.com.vn

Market highlights

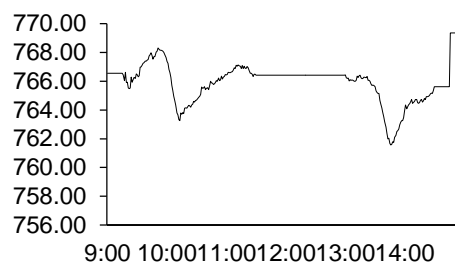
Right after the market opened, the market fluctuated around the level of 765 points and prolonged this movement until late afternoon. However, at the ATC session, the market reversed and gained considerably due to strong demand for stocks such as VIC, VNM, HBC and HAG. The stocks group contributed upside for market on today trading session including VIC (+0.89 points), VNM (+0.53 points), MBB (+0.26 points), and VCB (+0.24 points). In the opposite direction, stocks group held back market's momentum including STB (-0.15 points), DHG (-0.13 points), GAS (-0.13 points), FPT (-0.10 points). The market money flows concentrated into the large capital stocks in different industry sectors. In banking sector, the differentiation occurred when VCB, MBB, ACB, BID, CTG gained and EIB and NTB declined. Hot speculative stocks such as OGC, PPI, CCL, PVX, PVL and PVL hit the floor price today ending the strong gained from the previous sessions. Market breadth returned into positive status with winners overwhelming the market (135 winners / 121 loser). The market liquidity decreased compared to the previous session with the trading value of VND 3,369.9 billion. At the end of today session, VN-Index increased 2.80 points (+ 0.37%) and closed at 769.36 points; The HNX-Index also increased 0.05 points (+ 0.05%) to 100.42 points.

Foreigners were net buyers on HOSE and UPCOM with value of VND 105.87 billion and VND 6.86 billion, respectively; They net sold VND 9.59 billion on the HNX. On the HOSE, they bought VIC (VND 33.0 billion), HAG (VND 23.6 billion), and sold HSG (VND 52.6 billion), DXG (VND 42.8 billion).

Recommendations

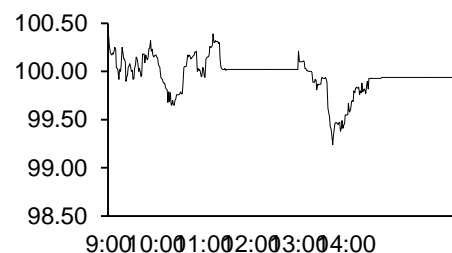
After two consecutive strong correction session, the market began a new recovering momentum in the session today. Market cash flow exited the small-cap stocks and focused mainly on Bluechips-industry leading stocks. These stocks were at attractive price to investors after correcting in two recent sessions. The fluctuating range of the market was narrowed with the different of 7.79 points between the highest point and the lowest one. BSC expects that the market will be traded in the range of 765-770 and may be break throughout the short-term resistance of 770 points once being supported by market liquidity in next sessions.

Exhibit 1

VN-Index Intraday


Source: Bloomberg, BSC Research

Exhibit 2

HNX-Index Intraday


Source: Bloomberg, BSC Research

Exhibit 3

Top 5 volume leaders

Ticker	Volume	Price	% Chg
OGC	20.70	2.92	-6.71
HQC	8.39	3.31	0.61
DXG	8.09	16.20	-2.70
FLC	7.36	7.10	-0.14
ITA	6.81	4.57	-0.22

Source: Bloomberg, BSC Research

Stock recommendations

Short-term portfolio

No.	Ticker	Date	Buy price	Current price	Unrealized gain/ loss	Cutlosses	Target
1	HAG	19/6/2017	9.0	9.2	2.2%	8.4	11.3
2	DGW	26/6/2017	15.5	15.4	-1.0%	14.0	18.0
Average					0.6%		

Source: BSC Research

CANSLIM portfolio

No.	Ticker	Date	Buy price	Current price	Unrealized gain/ loss	Cutlosses	Target
1	MBB	27/4/2015	13.8	21.2	53.6%	12.8	16.6
2	GMD	4/7/2015	26.6	41.9	57.5%	24.7	31.9
3	VCS	16/12/2016	130.0	141.1	8.5%	120.9	156.0
4	HPG	28/10/2016	40.8	32.9	-19.4%	36.4	44.9
Average					25.1%		

Source: BSC Research

Market statistics

Top 5 leaders on the HSX

Ticker	Price	% Chg	Index pt	Volume
VIC	42.10	2.43	1.08	436010.00
VNM	153.00	0.86	0.78	518150.00
MBB	21.20	2.17	0.32	3.20MLN
VCB	38.30	0.52	0.30	1.10MLN

Ticker	Price	% Chg	Index pt	Volume
DHG	113.00	-2.59	-0.16	623110
GAS	60.10	-0.33	-0.16	458340
STB	12.60	-1.95	-0.15	2.80MLN
FPT	47.60	-1.24	-0.13	1.03MLN
HPG	32.90	-0.60	-0.10	5.71MLN

Top 5 gainers on the HSX

Ticker	Price	% Chg	Index pt	Volume
SMA	8.58	6.98	0.00	55000
HBC	56.70	6.98	0.15	1.76MLN
NAV	8.13	6.97	0.00	10
JVC	3.69	6.96	0.01	919520
AGF	9.56	6.94	0.01	7160

Top 5 losers on the HSX

Ticker	Price	% Chg	Index pt	Volume
VNH	0.90	-10.00	0.00	9870
BTT	35.60	-6.32	-0.01	13980
D2D	30.60	-5.26	-0.01	2760
VPS	19.80	-4.81	-0.01	50
VOS	2.10	-4.55	-0.01	10470

Source: Bloomberg, BSC Research

Top 5 leaders on HNX

Ticker	Price	% Chg	Index pt	Volume
PVR	3.40	9.68	0.07	100
KKC	14.50	5.84	0.07	5800
AAA	24.10	7.11	0.04	1.12MLN
VBC	70.50	5.22	0.04	2400

Ticker	Price	% Chg	Index pt	Volume
SGO	3.80	-2.56	-0.05	206800
TV2	92.10	-0.97	-0.02	1700
NTP	58.80	-0.17	-0.02	6100
PVG	7.70	-1.28	-0.01	26600
NTP	79.00	-4.70	-0.01	800

Top 5 gainers on the HNX

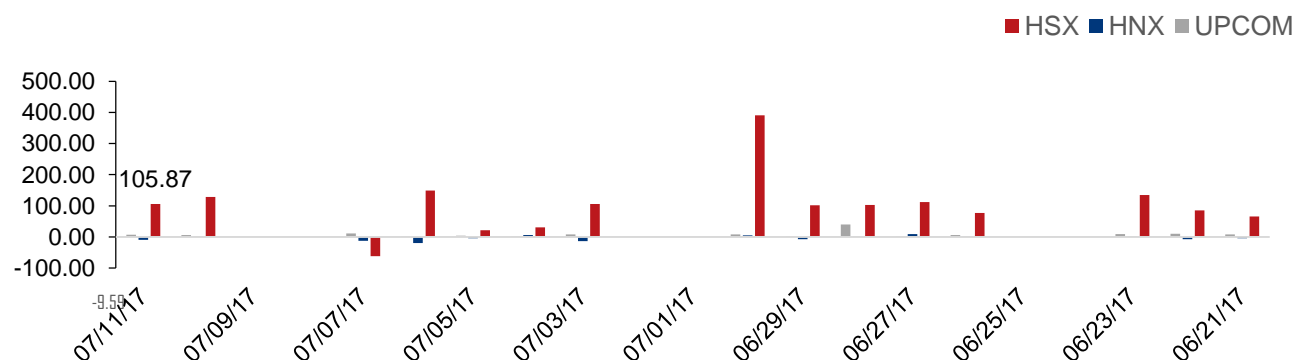
Ticker	Price	% Chg	Index pt	Volume
SIC	12.20	9.91	0.00	2500
TV3	54.40	9.90	0.02	200
PEN	9.00	9.76	0.02	2900
PVR	3.40	9.68	0.07	100
TFC	22.70	9.66	0.01	23900

Top 5 losers on the HNX

Ticker	Price	% Chg	Index pt	Volume
GMX	21.00	-9.87	-0.01	3200
ONE	9.10	-9.90	0.00	31100
DID	4.60	-9.80	0.00	10100
NHA	9.30	-9.71	-0.01	100
KMT	5.80	-9.38	0.00	500

Exhibit 3

Foreign transaction



Source: HSX, HNX, BSC Research

Disclosure

The information, statements, forecasts and projections contained herein, including any expression of opinion, are based upon sources believed to be reliable but their accuracy completeness or correctness are not guaranteed. Expressions of opinion herein were arrived at after due and careful consideration and they were based upon the best information then known to us, and in our opinion are fair and reasonable in the circumstances prevailing at the time. Expressions of opinion contained herein are subject to change without notice. This document is not, and should not be construed as, an offer or the solicitation of an offer to buy or sell any securities. BSC and other companies in the BSC and/or their officers, directors and employees may have positions and may affect transactions in securities of companies mentioned herein and may also perform or seek to perform investment banking services for these companies. This document is for private circulation only and is not for publication in the press or elsewhere. BSC accepts no liability whatsoever for any direct or consequential loss arising from any use of this or its content. The use of any information, statements forecasts and projections contained herein shall be at the sole discretion and risk of the user. No part of this material may be (i) copied, photocopied or duplicated in any form by any mean or (ii) redistributed without the prior written consent of BIDV Securities Company (BSC).

BSC Headquarters

BIDV Tower, 10th & 11th Floor
35 Hang Voi, Hoan Kiem, Hanoi
Tel: +84 4 3935 2722
Fax: +84 4 2220 0669

Ho Chi Minh City Office

146 Nguyen Cong Tru St, 9th Floor
District 1, HCMC
Tel: +84 8 3821 8885
Fax: +84 8 3821 8510

<http://www.bsc.com.vn>

Bloomberg: BSCV <GO>

