



Wed, July 12, 2017

Vietnam Daily Review

Approaching the 775 points level

BSC's Forecast on the stock market

	Negative	Neutral	Positive
Day 13/07/2017		•	
Week 10/7-14/7/2017		•	
Month 07/2017		•	

Highlights

From the beginning of the session, the market rose sharply before came back to 770. However, due to strong demand in the large-cap stocks such as GAS, VNM and PLX, Real estate and Securities, the market began climbing and maintain this increasing momentum until the end of the afternoon session, forcing the VN-Index reached 775 points but the supports could not keep this level until the end of the session. Stocks which led the market to rise in this session are GAS (+1.57 points), VNM (+1.16 points), VIC (+0.31 points), and BVH (+0.16 points). In reverse, stocks which hindered the rising the market are BID (-0.44 points), VCB (-0.35 points), CTG (-0.12 points) and MSN (-0.07 points). Market cash flow steady rotated between sectors and mainly spread to Securities and Real Estate. In contrast, banking stocks sharply corrected as BID, VCB, CTG and NVB all declined. In term of penny stocks and small-cap stocks, speculative stocks such as HAR, HID, KDM and QBS continued increasing to their ceiling. Market scale maintained in positive status when number of gainers overwhelmed the market (173 gainers/103 losers). Market liquidity continues to decline, with trading values of VND 3,177.2 billion/session. At the end of today trading session, VN-Index rose by 4.81 points (+0.63%) and closed at 774.17 points; HNX-Index also increased by 0.14 points (+12:14%), to 100.56 points.

Market outlook

Following the upward momentum from the previous session, the market continued rising and reached 775 points. Market liquidity weakened but the market index still gained strongly due to the rise of large capital stocks. Market breadth strongly moved into positive status indicating that market money flow was spreading across a wide range industry sectors and capitalization stocks. Market fluctuations continued to narrow with the difference between the peak and the bottom point to be 5.72 points. With the support of liquidity, BSC expects the market index will continue to move actively depending on some individual main stocks in the range of 770-780 in the upcoming sessions, liquidity may not improve and investors need to be careful about reversed risk of the common market.

BSC RESEARCH

Head of Research

Tran Thang Long

longtt@bsc.com.vn

Macro & Market Team

Bui Nguyen Khoa

khoabn@bsc.com.vn

Do Nam Tung

tungdn@bsc.com.vn

VN-INDEX **774.17**

Value: 3177.21 bil **4.81 (0.63%)**

Foreigners (net): VND 93.34 bil

HNX-INDEX **100.56**

Value: 600.57 bil **0.14 (0.14%)**

Foreigners (net): -VND 5.42 bil

UPCOM-INDEX **56.57**

Value 91.33 bil **-0.01 (-0.02%)**

Foreigners (net): VND 10.7 bil

Macro indicators

	Value	% Chg
Crude oil	45.8	1.8%
Gold	1,219	0.1%
USDVND	22,729	0.0%
EURVND	26,132	-0.2%
JPYVND	20,047	0.5%
1-month Interbank rate	2.6%	-
5yr VN Treasury Yield	4.6%	-

Source: Bloomberg, BSC Research

Content

Market highlights	2
Stock recommendations	3
Market statistics	4

This report must be read with the Disclosure, located at the end of this report.

Do Nam Tung

tungnd@bsc.com.vn

Market highlights

From the beginning of the session, the market rose sharply before came back to 770. However, due to strong demand in the large-cap stocks such as GAS, VNM and PLX, Real estate and Securities, the market began climbing and maintain this increasing momentum until the end of the afternoon session, forcing the VN-Index reached 775 points but the supports could not keep this level until the end of the session. Stocks which led the market to rise in this session are GAS (+1.57 points), VNM (+1.16 points), VIC (+0.31 points), and BVH (+0.16 points). In reverse, stocks which hindered the rising the market are BID (-0.44 points), VCB (-0.35 points), CTG (-0.12 points) and MSN (-0.07 points). Market cash flow steady rotated between sectors and mainly spread to Securities and Real Estate. In contrast, banking stocks sharply corrected as BID, VCB, CTG and NVB all declined. In term of penny stocks and small-cap stocks, speculative stocks such as HAR, HID, KDM and QBS continued increasing to their ceiling. Market scale maintained in positive status when number of gainers overwhelmed the market (173 gainers/103 losers). Market liquidity continues to decline, with trading values of VND 3,177.2 billion/session. At the end of today trading session, VN-Index rose by 4.81 points (+0.63%) and closed at 774.17 points; HNX-Index also increased by 0.14 points (+ 12:14%), to 100.56 points.

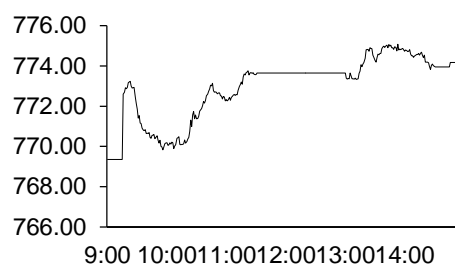
Foreigners were net buyers today on both HOSE and UPCOM, respectively with VND 93.34 billion and VND 10.70 billion. They net sold VND 5.42 billion on HNX. On HOSE, they bought VCI (VND 84.7 billion), VNM (36.2 billion) and sold CII (VND 32.4 billion), SSI (VND 20.8 billion).

Market outlook

Following the upward momentum from the previous session, the market continued rising and reached 775 points. Market liquidity weakened but the market index still gained strongly due to the rise of large capital stocks. Market breadth strongly moved into positive status indicating that market money flow was spreading across a wide range industry sectors and capitalization stocks. Market fluctuations continued to narrow with the difference between the peak and the bottom point to be 5.72 points. With the support of liquidity, BSC expects the market index will continue to move actively depending on some individual main stocks in the range of 770-780 in the upcoming sessions, liquidity may not improve and investors need to be careful about reversed risk of the common market.

Exhibit 1

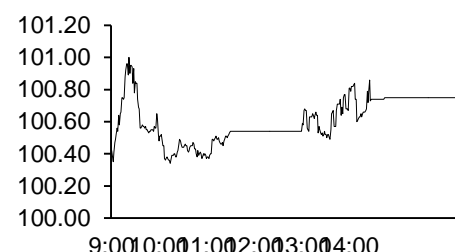
VN-Index Intraday



Source: Bloomberg, BSC Research

Exhibit 2

HNX-Index Intraday



Source: Bloomberg, BSC Research

Exhibit 3

Top 5 volume leaders

Ticker	Volume	Price	% Chg
HQC	7.85	3.32	0.30
HAG	6.39	9.25	0.54
VHG	6.38	2.58	6.61
ITA	6.23	4.43	-3.06
DXG	4.39	15.85	-2.16

Source: Bloomberg, BSC Research

Stock recommendations

Short-term portfolio

No.	Ticker	Date	Buy price	Current price	Unrealized gain/ loss	Cutloss-s	Target
1	HAG	19/6/2017	9.0	9.3	2.8%	8.4	11.3
2	DGW	26/6/2017	15.5	15.3	-1.3%	14.0	18.0
3	BVH	10/7/2017	58.5	59.3	1.4%	56.0	62.0
Average					0.7%		

Source: BSC Research

CANSLIM portfolio

No.	Ticker	Date	Buy price	Current price	Unrealized gain/ loss	Cutloss-s	Target
1	MBB	27/4/2015	13.8	21.3	54.3%	12.8	16.6
2	GMD	4/7/2015	26.6	42.4	59.2%	24.7	31.9
3	VCS	16/12/2016	130.0	142.8	9.8%	120.9	156.0
4	HPG	28/10/2016	40.8	33.0	-19.1%	36.4	44.9
Average					26.1%		

Source: BSC Research

Market statistics

Top 5 leaders on the HSX

Ticker	Price	% Chg	Index pt	Volume
GAS	62.50	3.99	1.89	1.48MLN
VNM	155.40	1.57	1.43	541660.00
VIC	42.60	1.19	0.54	459760.00
BVH	59.30	1.19	0.20	576740.00

Ticker	Price	% Chg	Index pt	Volume
BID	19.30	-2.03	-0.56	2.22MLN
VCB	38.00	-0.78	-0.44	1.30MLN
CTG	19.50	-0.51	-0.15	682010
MSN	41.45	-0.48	-0.09	305600
SAB	210.20	-0.14	-0.08	9580

Top 5 gainers on the HSX

Ticker	Price	% Chg	Index pt	Volume
QBS	9.63	7.00	0.02	512600
SMA	9.18	6.99	0.00	50670
HID	4.77	6.95	0.00	958450
HAI	6.35	6.90	0.02	3.29MLN
RDP	21.70	6.90	0.02	247390

Top 5 losers on the HSX

Ticker	Price	% Chg	Index pt	Volume
VNH	0.90	-10.00	0.00	9870
BTT	35.60	-6.32	-0.01	13980
D2D	30.60	-5.26	-0.01	2760
VPS	19.80	-4.81	-0.01	50
VOS	2.10	-4.55	-0.01	10470

Source: Bloomberg, BSC Research

Top 5 leaders on HNX

Ticker	Price	% Chg	Index pt	Volume
PVR	3.40	9.68	0.07	100
KKC	14.50	5.84	0.07	5800
AAA	24.10	7.11	0.04	1.12MLN
VBC	70.50	5.22	0.04	2400

Ticker	Price	% Chg	Index pt	Volume
SGO	3.80	-2.56	-0.05	206800
TV2	92.10	-0.97	-0.02	1700
NTP	58.80	-0.17	-0.02	6100
PVG	7.70	-1.28	-0.01	26600
NTP	79.00	-4.70	-0.01	800

Top 5 gainers on the HNX

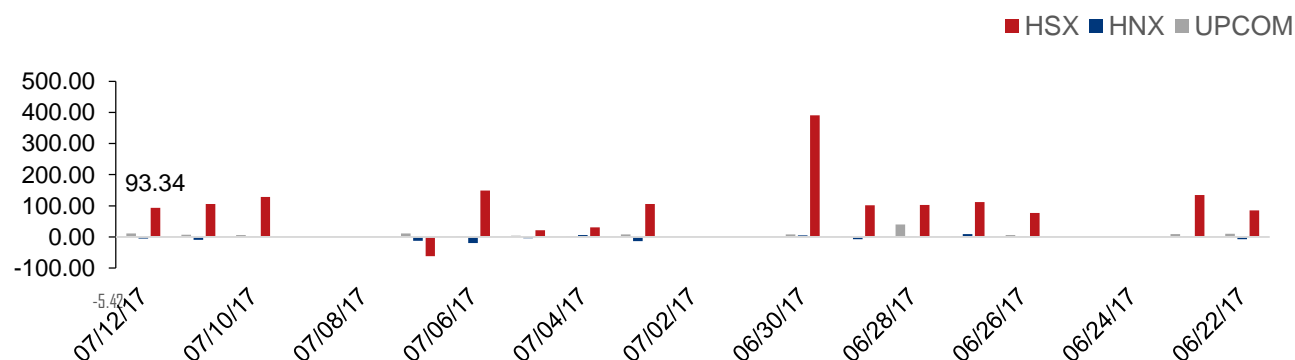
Ticker	Price	% Chg	Index pt	Volume
SIC	12.20	9.91	0.00	2500
TV3	54.40	9.90	0.02	200
PEN	9.00	9.76	0.02	2900
PVR	3.40	9.68	0.07	100
TFC	22.70	9.66	0.01	23900

Top 5 losers on the HNX

Ticker	Price	% Chg	Index pt	Volume
GMX	21.00	-9.87	-0.01	3200
ONE	9.10	-9.90	0.00	31100
DID	4.60	-9.80	0.00	10100
NHA	9.30	-9.71	-0.01	100
KMT	5.80	-9.38	0.00	500

Exhibit 3

Foreign transaction



Source: HSX, HNX, BSC Research

Disclosure

The information, statements, forecasts and projections contained herein, including any expression of opinion, are based upon sources believed to be reliable but their accuracy completeness or correctness are not guaranteed. Expressions of opinion herein were arrived at after due and careful consideration and they were based upon the best information then known to us, and in our opinion are fair and reasonable in the circumstances prevailing at the time. Expressions of opinion contained herein are subject to change without notice. This document is not, and should not be construed as, an offer or the solicitation of an offer to buy or sell any securities. BSC and other companies in the BSC and/or their officers, directors and employees may have positions and may affect transactions in securities of companies mentioned herein and may also perform or seek to perform investment banking services for these companies. This document is for private circulation only and is not for publication in the press or elsewhere. BSC accepts no liability whatsoever for any direct or consequential loss arising from any use of this or its content. The use of any information, statements forecasts and projections contained herein shall be at the sole discretion and risk of the user. No part of this material may be (i) copied, photocopied or duplicated in any form by any mean or (ii) redistributed without the prior written consent of BIDV Securities Company (BSC).

BSC Headquarters

BIDV Tower, 10th & 11th Floor
35 Hang Voi, Hoan Kiem, Hanoi
Tel: +84 4 3935 2722
Fax: +84 4 2220 0669

Ho Chi Minh City Office

146 Nguyen Cong Tru St, 9th Floor
District 1, HCMC
Tel: +84 8 3821 8885
Fax: +84 8 3821 8510

<http://www.bsc.com.vn>

Bloomberg: BSCV <GO>

