



Thu, July 13, 2017

Vietnam Daily Review

Positive trading session

BSC's Forecast on the stock market

	Negative	Neutral	Positive
Day 14/07/2017		•	
Week 10/7-14/7/2017		•	
Month 07/2017		•	

Highlights

In the morning session, the market opened high starting point then plunged back to the reference price. However, due to the strong demand in bluechips such as PLX, VNM, BHN, REE, BVH, and stocks of Banking and Petroleum, VN-Index began climbing and maintained the rising momentum until end of afternoon session. Stocks that pushed the market index were PLX (+0.54 points), GAS (+0.44 points), VNM (+0.43 points) and HPG (+0.3 points). In the opposite direction, stocks that hindered rising momentum are STB (-0.12 points), BMP (-0.07 points), EIB (-0.06 points) and MSN (-0.06 points). Market cash flow fluctuated between sectors and mainly spread to Petroleum, Hydropower and Real Estate groups. In addition, other groups such as Banking, Sugar and Steel also improved quite well compared to the morning session. The differentiation took place in the securities group until end of afternoon session. Banks also had similar movements when VCB, CTG, BID, MBB, SHB and NVB increased and EIB, STB and VIB decreased. For penny stocks and small-cap stocks, HAR and HAI continued to hit the ceiling with over 7 million overbought shares; the pair HAG and HNG attracted large cash flow and both gained points during today session. Market breadth came back to nearly neutral status as gainers and losers were almost balanced (142 advancers / 137 decliners). The market liquidity was similar to the last session with the trading value of VND 3,134.4 billion/session. Sum up today session, VN-Index gained 4.13 points (+ 0.53%) and closed at 778.30 points; The HNX-Index rose by 0.20 points (+ 0.20%) to 100.76 points.

Market outlook

The uptrend momentum of the market remained today and may return to the level of 780 points in the upcoming sessions. The liquidity status remained the same as in the previous session, the market breadth returned to neutral status but the market index still gained indicating that the market cash mainly flowed into the main stocks of the market. Market fluctuation range narrowed to 4.8 points but the narrowing momentum had started to decline showing that the market may enter the horizontal movements. With the information from today's trading session, BSC maintains the point of view that the market index movements will depend on a number of individual main stocks continuously in the range of 770-780 in the upcoming sessions,

BSC RESEARCH

Head of Research

Tran Thang Long

longtt@bsc.com.vn

Macro & Market Team

Bui Nguyen Khoa

khoabn@bsc.com.vn

Do Nam Tung

tungdn@bsc.com.vn

VN-INDEX 778.30

Value: 3134.68 bil 4.13 (0.53%)

Foreigners (net): VND 44.97 bil

HNX-INDEX 100.76

Value: 613.13 bil 0.2 (0.2%)

Foreigners (net): VND 0.32 bil

UPCOM-INDEX 56.59

Value 64.86 bil 0.02 (0.04%)

Foreigners (net): VND 5.29 bil

Macro indicators

	Value	% Chg
Crude oil	45.3	-0.5%
Gold	1,222	0.2%
USDVND	22,729	0.0%
EURVND	25,961	-0.4%
JPYVND	20,112	0.2%
1-month Interbank rate	2.5%	-
5yr VN Treasury Yield	4.7%	-

Source: Bloomberg, BSC Research

Content

Market highlights	2
Stock recommendations	3
Market statistics	4

This report must be read with the Disclosure, located at the end of this report.

Do Nam Tung

tungnd@bsc.com.vn

Market highlights

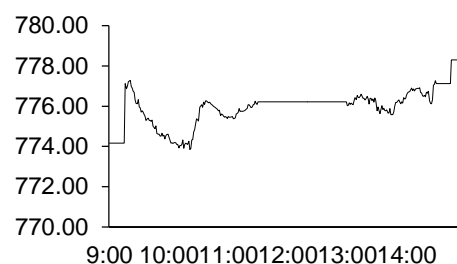
In the morning session, the market opened high starting point then plunged back to the reference price. However, due to the strong demand in bluechips such as PLX, VNM, BHN, REE, BVH, and stocks of Banking and Petroleum, VN-Index began climbing and maintained the rising momentum until end of afternoon session. Stocks that pushed the market index were PLX (+0.54 points), GAS (+0.44 points), VNM (+0.43 points) and HPG (+0.3 points). In the opposite direction, stocks that hindered rising momentum are STB (-0.12 points), BMP (-0.07 points), EIB (-0.06 points) and MSN (-0.06 points). Market cash flow fluctuated between sectors and mainly spread to Petroleum, Hydropower and Real Estate groups. In addition, other groups such as Banking, Sugar and Steel also improved quite well compared to the morning session. The differentiation took place in the securities group until end of afternoon session. Banks also had similar movements when VCB, CTG, BID, MBB, SHB and NVB increased and EIB, STB and VIB decreased. For penny stocks and small-cap stocks, HAR and HAI continued to hit the ceiling with over 7 million overbought shares; the pair HAG and HNG attracted large cash flow and both gained points during today session. Market breadth came back to nearly neutral status as gainers and losers were almost balanced (142 advancers / 137 decliners). The market liquidity was similar to the last session with the trading value of VND 3,134.4 billion/session. Sum up today session, VN-Index gained 4.13 points (+ 0.53%) and closed at 778.30 points; The HNX-Index rose by 0.20 points (+ 0.20%) to 100.76 points.

Foreigners were net buyers on all HOSE, HNX and UPCOM with VND44.97 billion, VND0.32 and 5.29 billion, respectively. On the HOSE, they bought VNM (45.9 billion), PLX (23.1 billion), and sold DHG (29.3 billion), CTG (21.0 billion).

Market outlook

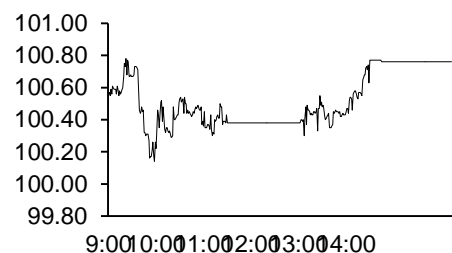
The uptrend momentum of the market remained today and may return to the level of 780 points in the upcoming sessions. The liquidity status remained the same as in the previous session, the market breadth returned to neutral status but the market index still gained indicating that the market cash mainly flowed into the main stocks of the market. Market fluctuation range narrowed to 4.8 points but the narrowing momentum had started to decline showing that the market may enter the horizontal movements. With the information from today's trading session, BSC maintains the point of view that the market index movements will depend on a number of individual main stocks continuously in the range of 770-780 in the upcoming sessions,

Exhibit 1

VN-Index Intraday


Source: Bloomberg, BSC Research

Exhibit 2

HNX-Index Intraday


Source: Bloomberg, BSC Research

Exhibit 3

Top 5 volume leaders

Ticker	Volume	Price	% Chg
FLC	16.80	7.23	1.83
HAG	9.28	9.56	3.35
ITA	9.23	4.32	-2.48
HQC	8.67	3.37	1.51
HAR	7.76	7.66	6.98

Source: Bloomberg, BSC Research

Stock recommendations

Short-term portfolio

No.	Ticker	Date	Buy price	Current price	Unrealized gain/ loss	Cutlosses	Target
1	HAG	19/6/2017	9.0	9.6	6.2%	8.4	11.3
2	DGW	26/6/2017	15.5	15.4	-1.0%	14.0	18.0
3	BVH	10/7/2017	58.5	60.0	2.6%	56.0	62.0
Average					2.6%		

Source: BSC Research

CANSLIM portfolio

No.	Ticker	Date	Buy price	Current price	Unrealized gain/ loss	Cutlosses	Target
1	MBB	27/4/2015	13.8	21.4	54.7%	12.8	16.6
2	GMD	4/7/2015	26.6	42.3	58.8%	24.7	31.9
3	VCS	16/12/2016	130.0	144.6	11.2%	120.9	156.0
4	HPG	28/10/2016	40.8	33.6	-17.6%	36.4	44.9
Average					26.8%		

Source: BSC Research

Market statistics

Top 5 leaders on the HSX

Ticker	Price	% Chg	Index pt	Volume
PLX	70.20	2.03	0.74	1.07MLN
GAS	63.20	1.12	0.55	882290.00
VNM	156.30	0.58	0.54	500840.00
BID	19.55	1.30	0.35	1.43MLN

Ticker	Price	% Chg	Index pt	Volume
STB	12.40	-1.59	-0.12	2.29MLN
EIB	12.85	-1.15	-0.08	209010
MSN	41.30	-0.36	-0.07	888360
BMP	93.50	-2.60	-0.05	185240
ITA	4.32	-2.48	-0.04	9.23MLN

Top 5 gainers on the HSX

Ticker	Price	% Chg	Index pt	Volume
HAR	7.66	6.98	0.02	7.76MLN
HII	26.85	6.97	0.01	537250
APG	5.54	6.95	0.00	302090
HAI	6.79	6.93	0.02	7.29MLN
CMG	17.85	6.89	0.03	440600

Top 5 losers on the HSX

Ticker	Price	% Chg	Index pt	Volume
VNH	0.90	-10.00	0.00	9870
BTT	35.60	-6.32	-0.01	13980
D2D	30.60	-5.26	-0.01	2760
VPS	19.80	-4.81	-0.01	50
VOS	2.10	-4.55	-0.01	10470

Source: Bloomberg, BSC Research

Top 5 leaders on HNX

Ticker	Price	% Chg	Index pt	Volume
PVR	3.40	9.68	0.07	100
KKC	14.50	5.84	0.07	5800
AAA	24.10	7.11	0.04	1.12MLN
VBC	70.50	5.22	0.04	2400

Ticker	Price	% Chg	Index pt	Volume
SGO	3.80	-2.56	-0.05	206800
TV2	92.10	-0.97	-0.02	1700
NTP	58.80	-0.17	-0.02	6100
PVG	7.70	-1.28	-0.01	26600
NTP	79.00	-4.70	-0.01	800

Top 5 gainers on the HNX

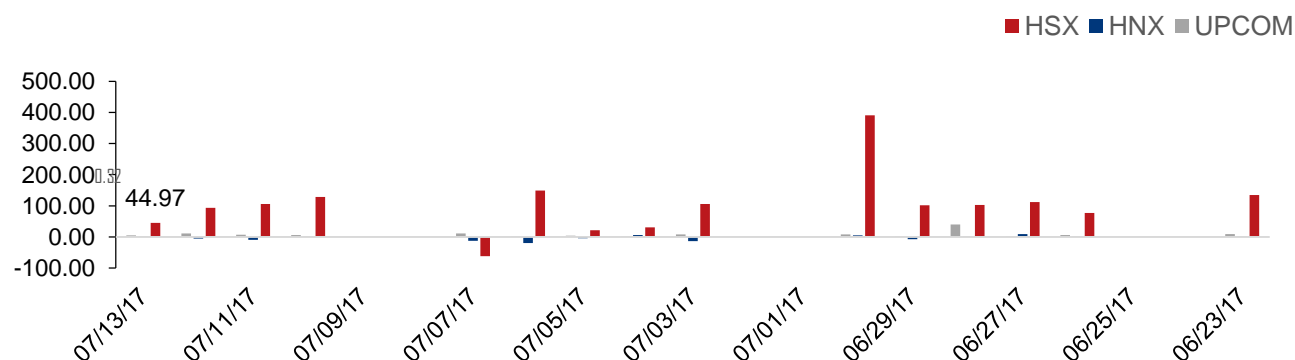
Ticker	Price	% Chg	Index pt	Volume
SIC	12.20	9.91	0.00	2500
TV3	54.40	9.90	0.02	200
PEN	9.00	9.76	0.02	2900
PVR	3.40	9.68	0.07	100
TFC	22.70	9.66	0.01	23900

Top 5 losers on the HNX

Ticker	Price	% Chg	Index pt	Volume
GMX	21.00	-9.87	-0.01	3200
ONE	9.10	-9.90	0.00	31100
DID	4.60	-9.80	0.00	10100
NHA	9.30	-9.71	-0.01	100
KMT	5.80	-9.38	0.00	500

Exhibit 3

Foreign transaction



Source: HSX, HNX, BSC Research

Disclosure

The information, statements, forecasts and projections contained herein, including any expression of opinion, are based upon sources believed to be reliable but their accuracy completeness or correctness are not guaranteed. Expressions of opinion herein were arrived at after due and careful consideration and they were based upon the best information then known to us, and in our opinion are fair and reasonable in the circumstances prevailing at the time. Expressions of opinion contained herein are subject to change without notice. This document is not, and should not be construed as, an offer or the solicitation of an offer to buy or sell any securities. BSC and other companies in the BSC and/or their officers, directors and employees may have positions and may affect transactions in securities of companies mentioned herein and may also perform or seek to perform investment banking services for these companies. This document is for private circulation only and is not for publication in the press or elsewhere. BSC accepts no liability whatsoever for any direct or consequential loss arising from any use of this or its content. The use of any information, statements forecasts and projections contained herein shall be at the sole discretion and risk of the user. No part of this material may be (i) copied, photocopied or duplicated in any form by any mean or (ii) redistributed without the prior written consent of BIDV Securities Company (BSC).

BSC Headquarters

BIDV Tower, 10th & 11th Floor
35 Hang Voi, Hoan Kiem, Hanoi
Tel: +84 4 3935 2722
Fax: +84 4 2220 0669

Ho Chi Minh City Office

146 Nguyen Cong Tru St, 9th Floor
District 1, HCMC
Tel: +84 8 3821 8885
Fax: +84 8 3821 8510

<http://www.bsc.com.vn>

Bloomberg: BSCV <GO>

