



Thu, July 20, 2017

Vietnam Daily Review

Correction session

BSC's Forecast on the stock market

	Negative	Neutral	Positive
Day 21/07/2017		•	
Week 17/7-21/7/2017		•	
Month 07/2017		•	

Highlights

The trading session today was a similar correction to the recent 760 support testing sessions as VN-Index fell sharply to 763.5 points at the end of morning session but recovered in afternoon session. Correction was not only in major supportive stocks, but also from small-cap stocks and penny stocks. At the end of this session, the top 10 leaders contributed 2.08 points while the top 10 lagers only decreased the market index by 1.83 points, indicating a very large-area correction. The stocks which made the market fell were VNM (-0.48 points), GAS (-0.44 points), VCB (-0.22 points), PLX (-0.23 points) and MWG (-0.16 points). In the opposite direction, the stocks which led the market rise up were BID (+0.64 points), SAB (+0.41 points), VIC (+0.35 points) and REE (+0.11 points). Market scale was negative with overwhelmed numbers of losers (115 advancers/ 186 decliners). Market liquidity weakened today with trading value of VND 3,051 billion in HSX and VND 521 billion in HNX. Sum up today session, VN-Index lost 2.89 points and closed at 768.41 points; HNX-Index decreased by 0.15 points, down to 98.65 points.

Market outlook

The rebound of Banking stocks had limited the correction momentum of the market, differentiation still occurred in Largecap stocks, market liquidity did not have any significant improvement due to investors' conservative approach before the market trend in the upcoming sessions, a part of market cash flow returned to the leading and supportive stocks, limiting the downward momentum of market index in the range 760-770 points.

BSC RESEARCH

Head of Research

Tran Thang Long

longtt@bsc.com.vn

Macro & Market Team

Bui Nguyen Khoa

khoabn@bsc.com.vn

Do Nam Tung

tungdn@bsc.com.vn

VN-INDEX 768.41

Value: 3051.05 bil

-2.89 (-0.37%)

Foreigners (net): VND 82.96 bil

HNX-INDEX 98.65

Value: 530.59 bil

-0.16 (-0.16%)

Foreigners (net): -VND 13.62 bil

UPCOM-INDEX 56.28

Value 61.6 bil

-0.02 (-0.04%)

Foreigners (net): VND 4.89 bil

Macro indicators

	Value	% Chg
Crude oil	47.1	0.0%
Gold	1,238	-0.3%
USDVND	22,730	0.0%
EURVND	26,261	-0.1%
JPYVND	20,227	-0.4%
1-month Interbank rate	2.1%	-
5yr VN Treasury Yield	4.5%	-

Source: Bloomberg, BSC Research

Content

Market highlights	2
Stock recommendations	3
Market statistics	4

This report must be read with the Disclosure, located at the end of this report.

Do Nam Tung

tungnd@bsc.com.vn

Market highlights

The trading session today was a similar correction to the recent 760 support testing sessions as VN-Index fell sharply to 763.5 points at the end of morning session but recovered in afternoon session. Correction was not only in major supportive stocks, but also from small-cap stocks and penny stocks. At the end of this session, the top 10 leaders contributed 2.08 points while the top 10 lagers only decreased the market index by 1.83 points, indicating a very large-area correction. The stocks which made the market fell were VNM (-0.48 points), GAS (-0.44 points), VCB (-0.22 points), PLX (-0.23 points) and MWG (-0.16 points). In the opposite direction, the stocks which led the market rise up were BID (+0.64 points), SAB (+0.41 points), VIC (+0.35 points) and REE (+0.11 points). Market scale was negative with overwhelmed numbers of losers (115 advancers/ 186 decliners). Market liquidity weakened today with trading value of VND 3,051 billion in HSX and VND 521 billion in HNX. Sum up today session, VN-Index lost 2.89 points and closed at 768.41 points; HNX-Index decreased by 0.15 points, down to 98.65 points.

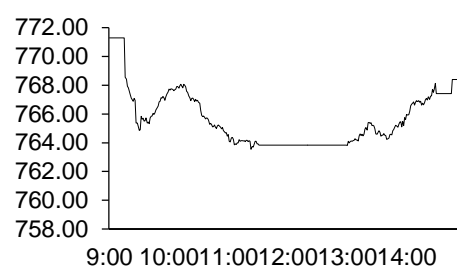
Foreigners were net buyers on both HOSE and UPCOM with the value of VND 82.96 billion and VND 4.89 billion, respectively; they net sold 13.62 billion on HNX. On HOSE, they bought VCI (VND 72.74 billion), VNM (VND 43.67 billion), and sold SSI (VND 34.01 billion), CTG (VND 24.12 billion).

Market outlook

The rebound of Banking stocks had limited the correction momentum of the market, differentiation still occurred in Largecap stocks, market liquidity did not have any significant improvement due to investors' conservative approach before the market trend in the upcoming sessions, a part of market cash flow returned to the leading and supportive stocks, limiting the downward momentum of market index in the range 760-770 points.

Exhibit 1

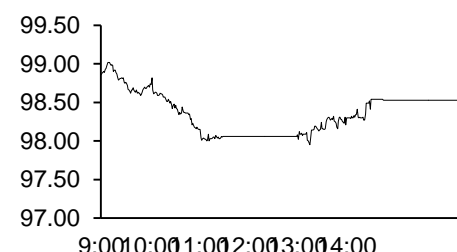
VN-Index Intraday



Source: Bloomberg, BSC Research

Exhibit 2

HNX-Index Intraday



Source: Bloomberg, BSC Research

Exhibit 3

Top 5 volume leaders

Ticker	Volume	Price	% Chg
FLC	15.34	7.32	-4.94
HQC	12.20	3.25	-2.11
OGC	9.62	2.67	6.80
HAI	5.91	9.50	6.98
HPG	5.85	31.65	-0.47

Source: Bloomberg, BSC Research

Exhibit 4

Top Foreign trading stocks

Top mua	Giá trị	Top bán	Giá trị
VCI	72.7	SSI	34.0
VNM	43.7	CTG	24.0
VCB	12.6	HSG	19.9
HPG	6.9	ROS	10.9
HPG	6.9	ROS	10.9

Source: Bloomberg, BSC Research

Stock recommendations

Short-term portfolio

No.	Ticker	Date	Buy price	Current price	Unrealized gain/ loss	Cutlosses	Target
1	HAG	19/6/2017	9.00	9.10	1.1%	8.4	11.3
2	DGW	26/6/2017	15.50	15.80	1.9%	14.0	18.0
3	BVH	10/7/2017	58.50	57.20	-2.2%	56.0	62.0
4	HNG	17/7/2017	10.35	9.92	0.0%	9.0	14.0
Average					0.2%		

Source: BSC Research

CANSLIM portfolio

No.	Ticker	Date	Buy price	Current price	Unrealized gain/ loss	Cutlosses	Target
1	MBB	27/4/2015	13.8	20.8	50.7%	12.8	16.6
2	GMD	4/7/2015	26.6	41.5	56.0%	24.7	31.9
3	VCS	16/12/2016	130.0	154.2	18.6%	120.9	156.0
4	HPG	28/10/2016	40.8	31.7	-22.4%	36.4	44.9
Average					25.7%		

Source: BSC Research

Market statistics

Top 5 leaders on the HSX

Ticker	Price	% Chg	Index pt	Volume
BID	19.60	2.89	0.77	2.89MLN
SAB	234.00	0.82	0.50	93230.00
VIC	42.40	0.95	0.43	259280.00
MBB	20.80	1.46	0.21	851450.00

Ticker	Price	% Chg	Index pt	Volume
PLX	65.50	-5.48	-2.01	583230
BHN	87.40	-6.92	-0.62	57050
VNM	152.00	-0.65	-0.60	727990
GAS	62.00	-1.12	-0.55	253890
VCB	37.45	-0.40	-0.22	1.09MLN

Top 5 gainers on the HSX

Ticker	Price	% Chg	Index pt	Volume
AMD	10.70	7.00	0.02	2.02MLN
HAR	10.70	7.00	0.03	1.29MLN
TIX	38.25	6.99	0.03	15960
SMA	9.95	6.99	0.00	167820
HAI	9.50	6.98	0.03	5.91MLN

Top 5 losers on the HSX

Ticker	Price	% Chg	Index pt	Volume
VNH	0.90	-10.00	0.00	9870
BTT	35.60	-6.32	-0.01	13980
D2D	30.60	-5.26	-0.01	2760
VPS	19.80	-4.81	-0.01	50
VOS	2.10	-4.55	-0.01	10470

Source: Bloomberg, BSC Research

Top 5 leaders on HNX

Ticker	Price	% Chg	Index pt	Volume
PVR	3.40	9.68	0.07	100
KKC	14.50	5.84	0.07	5800
AAA	24.10	7.11	0.04	1.12MLN
VBC	70.50	5.22	0.04	2400

Ticker	Price	% Chg	Index pt	Volume
SGO	3.80	-2.56	-0.05	206800
TV2	92.10	-0.97	-0.02	1700
NTP	58.80	-0.17	-0.02	6100
PVG	7.70	-1.28	-0.01	26600
NTP	79.00	-4.70	-0.01	800

Top 5 gainers on the HNX

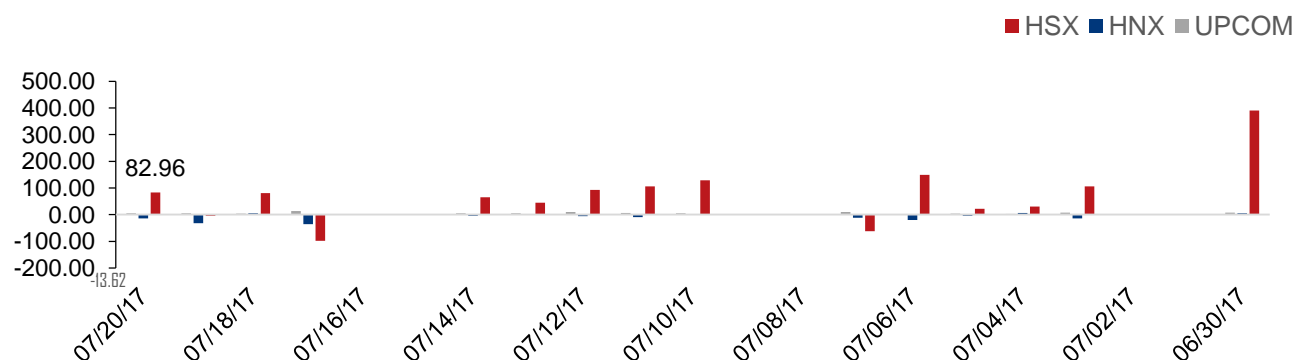
Ticker	Price	% Chg	Index pt	Volume
SIC	12.20	9.91	0.00	2500
TV3	54.40	9.90	0.02	200
PEN	9.00	9.76	0.02	2900
PVR	3.40	9.68	0.07	100
TFC	22.70	9.66	0.01	23900

Top 5 losers on the HNX

Ticker	Price	% Chg	Index pt	Volume
GMX	21.00	-9.87	-0.01	3200
ONE	9.10	-9.90	0.00	31100
DID	4.60	-9.80	0.00	10100
NHA	9.30	-9.71	-0.01	100
KMT	5.80	-9.38	0.00	500

Exhibit 3

Foreign transaction



Source: HSX, HNX, BSC Research

Disclosure

The information, statements, forecasts and projections contained herein, including any expression of opinion, are based upon sources believed to be reliable but their accuracy completeness or correctness are not guaranteed. Expressions of opinion herein were arrived at after due and careful consideration and they were based upon the best information then known to us, and in our opinion are fair and reasonable in the circumstances prevailing at the time. Expressions of opinion contained herein are subject to change without notice. This document is not, and should not be construed as, an offer or the solicitation of an offer to buy or sell any securities. BSC and other companies in the BSC and/or their officers, directors and employees may have positions and may affect transactions in securities of companies mentioned herein and may also perform or seek to perform investment banking services for these companies. This document is for private circulation only and is not for publication in the press or elsewhere. BSC accepts no liability whatsoever for any direct or consequential loss arising from any use of this or its content. The use of any information, statements forecasts and projections contained herein shall be at the sole discretion and risk of the user. No part of this material may be (i) copied, photocopied or duplicated in any form by any mean or (ii) redistributed without the prior written consent of BIDV Securities Company (BSC).

BSC Headquarters

BIDV Tower, 10th & 11th Floor
35 Hang Voi, Hoan Kiem, Hanoi
Tel: +84 4 3935 2722
Fax: +84 4 2220 0669

Ho Chi Minh City Office

146 Nguyen Cong Tru St, 9th Floor
District 1, HCMC
Tel: +84 8 3821 8885
Fax: +84 8 3821 8510

<http://www.bsc.com.vn>

Bloomberg: BSCV <GO>

