

Thu, July 27, 2017

Vietnam Daily Review

Slightly correcting session

BSC's Forecast on the stock market

	Negative	Neutral	Positive
Day 28/07/2017		•	
Week 24/7-28/7/2017		•	
Month 07/2017		•	

Highlights

After opening, the market fluctuated around the reference level. From middle of morning session, the market started correcting until the end of afternoon session. Sum up today session, VN Index slightly decreased by 2.38 points, down to 771.5 points. The trading range of was very low when the difference between the peak and bottom of the market was 4.67 points. The major stocks which made the market plunge were PLX (-0.67 points), GAS (-0.43 points), VIC (-0.26 points), CTG (-0.18 points) and HPG (-0.17 points). In the opposite direction, key stocks which hindered the falling momentum were BID (+0.11 points), ROS (+0.08 points), FPT (+0.07 points), KDC (+0.07 points) and MBB (+0.06 points). Market cash flow went out of the Steel, Petroleum and Banking with strong declines in key stocks such as HPG, HSG, PVS, GAS, CTG and VCB but continued to support Real estate. Today, investors witnessed a correction in the VN30 when 22 stocks declined and only 7 stocks gained. On HOSE, the market scale was quite balanced with 152 decliners/142 advancers, with 48 stocks unchanged. The market liquidity increased slightly as the trading value reached VND 3,245.58 billion/session. On HNX, the HNX-Index slightly increased by 0.2 points to close at 99.63 points.

Market outlook

Today trading session observed a slight correction after recent upward trading sessions, liquidity improved but remained weak and most of the leading stocks were involved in the correction. BSC expects that liquidity will continue to recover at a slow speed due to cautiousness of the majority of investors. Short-term market cash flow will continue to move around the main leading stocks due to their high level of safety and good liquidity while market is waiting for the new trend. VN Index will continue on its way to resistance level of 780 in the upcoming sessions.

BSC RESEARCH

Head of Research

Tran Thang Long

longtt@bsc.com.vn

Macro & Market Team

Bui Nguyen Khoa

khoabn@bsc.com.vn

Do Nam Tung

tungdn@bsc.com.vn

VN-INDEX 771.50

Value: 3245.58 bil

-2.38 (-0.31%)

Foreigners (net): VND 69.42 bil

HNX-INDEX 99.63

Value: 520.93 bil

0.2 (0.2%)

Foreigners (net): -VND 16.18 bil

UPCOM-INDEX 56.46

Value 102.61 bil

0.53 (0.95%)

Foreigners (net): VND 34.37 bil

Macro indicators

	Value	% Chg
Crude oil	48.6	-0.2%
Gold	1,262	0.1%
USDVND	22,723	0.0%
EURVND	26,708	-0.1%
JPYVND	20,412	-0.1%
1-month Interbank rate	1.9%	-
5yr VN Treasury Yield	4.6%	-

Source: Bloomberg, BSC Research

Content

Market highlights	2
Stock recommendations	3
Market statistics	4

This report must be read with the Disclosure, located at the end of this report.

Do Nam Tung

tungnd@bsc.com.vn

Market highlights

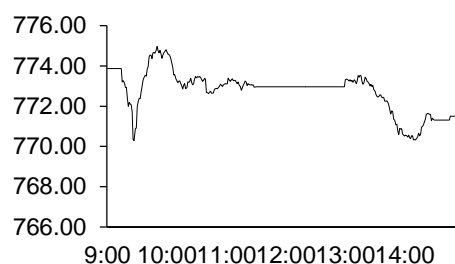
After opening, the market fluctuated around the reference level. From middle of morning session, the market started correcting until the end of afternoon session. Sum up today session, VN Index slightly decreased by 2.38 points, down to 771.5 points. The trading range of was very low when the difference between the peak and bottom of the market was 4.67 points. The major stocks which made the market plunge were PLX (-0.67 points), GAS (-0.43 points), VIC (-0.26 points), CTG (-0.18 points) and HPG (-0.17 points). In the opposite direction, key stocks which hindered the falling momentum were BID (+0.11 points), ROS (+0.08 points), FPT (+0.07 points), KDC (+0.07 points) and MBB (+0.06 points). Market cash flow went out of the Steel, Petroleum and Banking with strong declines in key stocks such as HPG, HSG, PVS, GAS, CTG and VCB but continued to support Real estate. Today, investors witnessed a correction in the VN30 when 22 stocks declined and only 7 stocks gained. On HOSE, the market scale was quite balanced with 152 decliners/142 advancers, with 48 stocks unchanged. The market liquidity increased slightly as the trading value reached VND 3,245.58 billion/session. On HNX, the HNX-Index slightly increased by 0.2 points to close at 99.63 points.

Foreigners were net buyers on HOSE with net bought value of VND 69.42 billion, mainly in VCI, VNM, HPG, and HCM. They sold VND 16.18 billion on HNX, mainly in PVS, ACB, SHB and NET.

Market outlook

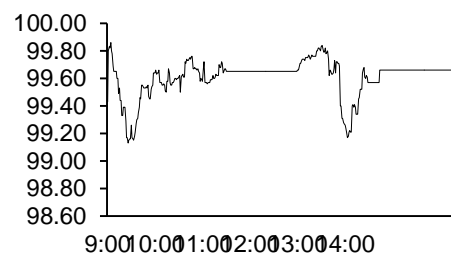
Today trading session observed a slight correction after recent upward trading sessions, liquidity improved but remained weak and most of the leading stocks were involved in the correction. BSC expects that liquidity will continue to recover at a slow speed due to cautiousness of the majority of investors. Short-term market cash flow will continue to move around the main leading stocks due to their high level of safety and good liquidity while market is waiting for the new trend. VN Index will continue on its way to resistance level of 780 in the upcoming sessions.

Exhibit 1

VN-Index Intraday


Source: Bloomberg, BSC Research

Exhibit 2

HNX-Index Intraday


Source: Bloomberg, BSC Research

Exhibit 3

Top 5 volume leaders

Ticker	Volume	Price	% Chg
FLC	32.65	7.39	-2.64
DXG	10.43	18.35	3.38
FIT	7.60	8.45	6.96
HQC	7.17	3.28	-2.09
OGC	5.34	2.40	-4.00

Source: Bloomberg, BSC Research

Exhibit 4

Top Foreign trading stocks

Top mua	Giá trị	Top bán	Giá trị
VCI	42.2	PLX	17.6
VNM	10.8	SSI	16.6
HPG	9.4	CTG	13.1
HCM	9.2	MSN	9.9
HBC	7.7	HSG	5.9

Source: Bloomberg, BSC Research

Stock recommendations

Short-term portfolio

No.	Ticker	Date	Buy price	Current price	Unrealized gain/ loss	Cutlosses	Target
1	HAG	19/6/2017	9.00	9.07	0.8%	8.4	11.3
2	DGW	26/6/2017	15.50	15.35	-1.0%	14.0	18.0
3	BVH	10/7/2017	58.50	57.20	-2.2%	56.0	62.0
4	HNG	17/7/2017	10.35	9.98	0.0%	9.0	14.0
Average					-0.6%		

Source: BSC Research

CANSLIM portfolio

No.	Ticker	Date	Buy price	Current price	Unrealized gain/ loss	Cutlosses	Target
1	MBB	27/4/2015	13.8	22.2	60.9%	12.8	16.6
2	HPG	28/10/2016	40.8	32.5	-20.5%	36.4	44.9
3	VCS	16/12/2016	130.0	166.8	28.3%	120.9	156.0
4	CSV	24/7/2017	33.1	36.5	10.3%	30.5	39.0
Average					19.7%		

Source: BSC Research

Market statistics

Top 5 leaders on the HSX

Ticker	Price	% Chg	Index pt	Volume
BID	20.70	0.49	0.14	3.95MLN
KDC	45.25	2.38	0.11	588240.00
TLG	109.00	6.34	0.10	2610.00
BWE	23.95	6.92	0.10	1.08MLN

Ticker	Price	% Chg	Index pt	Volume
PLX	62.80	-2.79	-0.95	883020
GAS	60.60	-1.14	-0.55	350280
VIC	42.30	-0.70	-0.32	254710
CTG	19.30	-0.77	-0.23	1.93MLN
HPG	32.45	-1.07	-0.18	1.49MLN

Top 5 gainers on the HSX

Ticker	Price	% Chg	Index pt	Volume
QBS	9.64	6.99	0.02	566650
FIT	8.45	6.96	0.06	7.60MLN
ASP	5.23	6.95	0.01	238210
BWE	23.95	6.92	0.10	1.08MLN
CMX	5.10	6.92	0.00	172220

Top 5 losers on the HSX

Ticker	Price	% Chg	Index pt	Volume
VNH	0.90	-10.00	0.00	9870
BTT	35.60	-6.32	-0.01	13980
D2D	30.60	-5.26	-0.01	2760
VPS	19.80	-4.81	-0.01	50
VOS	2.10	-4.55	-0.01	10470

Source: Bloomberg, BSC Research

Top 5 leaders on HNX

Ticker	Price	% Chg	Index pt	Volume
PVR	3.40	9.68	0.07	100
KKC	14.50	5.84	0.07	5800
AAA	24.10	7.11	0.04	1.12MLN
VBC	70.50	5.22	0.04	2400

Ticker	Price	% Chg	Index pt	Volume
SGO	3.80	-2.56	-0.05	206800
TV2	92.10	-0.97	-0.02	1700
NTP	58.80	-0.17	-0.02	6100
PVG	7.70	-1.28	-0.01	26600
NTP	79.00	-4.70	-0.01	800

Top 5 gainers on the HNX

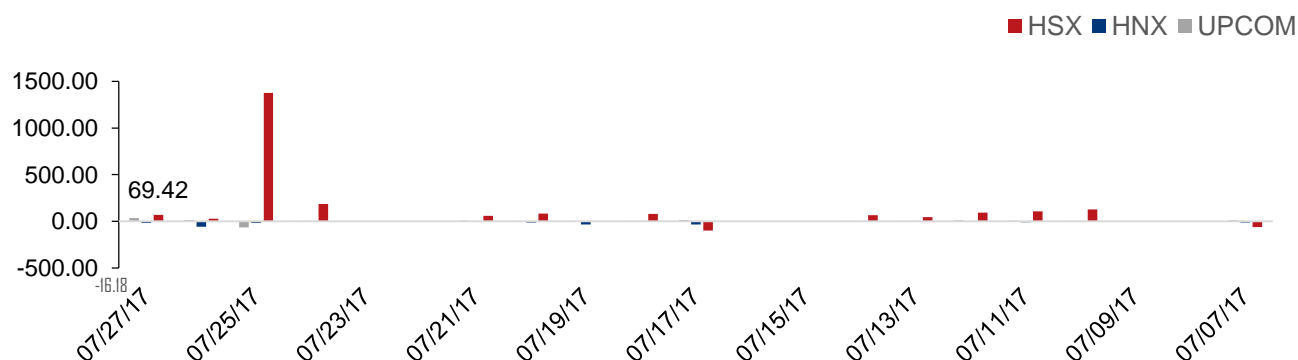
Ticker	Price	% Chg	Index pt	Volume
SIC	12.20	9.91	0.00	2500
TV3	54.40	9.90	0.02	200
PEN	9.00	9.76	0.02	2900
PVR	3.40	9.68	0.07	100
TFC	22.70	9.66	0.01	23900

Top 5 losers on the HNX

Ticker	Price	% Chg	Index pt	Volume
GMX	21.00	-9.87	-0.01	3200
ONE	9.10	-9.90	0.00	31100
DID	4.60	-9.80	0.00	10100
NHA	9.30	-9.71	-0.01	100
KMT	5.80	-9.38	0.00	500

Exhibit 3

Foreign transaction



Source: HSX, HNX, BSC Research

Disclosure

The information, statements, forecasts and projections contained herein, including any expression of opinion, are based upon sources believed to be reliable but their accuracy completeness or correctness are not guaranteed. Expressions of opinion herein were arrived at after due and careful consideration and they were based upon the best information then known to us, and in our opinion are fair and reasonable in the circumstances prevailing at the time. Expressions of opinion contained herein are subject to change without notice. This document is not, and should not be construed as, an offer or the solicitation of an offer to buy or sell any securities. BSC and other companies in the BSC and/or their officers, directors and employees may have positions and may affect transactions in securities of companies mentioned herein and may also perform or seek to perform investment banking services for these companies. This document is for private circulation only and is not for publication in the press or elsewhere. BSC accepts no liability whatsoever for any direct or consequential loss arising from any use of this or its content. The use of any information, statements forecasts and projections contained herein shall be at the sole discretion and risk of the user. No part of this material may be (i) copied, photocopied or duplicated in any form by any mean or (ii) redistributed without the prior written consent of BIDV Securities Company (BSC).

BSC Headquarters

BIDV Tower, 10th & 11th Floor
35 Hang Voi, Hoan Kiem, Hanoi
Tel: +84 4 3935 2722
Fax: +84 4 2220 0669

Ho Chi Minh City Office

146 Nguyen Cong Tru St, 9th Floor
District 1, HCMC
Tel: +84 8 3821 8885
Fax: +84 8 3821 8510

<http://www.bsc.com.vn>

Bloomberg: BSCV <GO>

