

Tue, August 1, 2017

Vietnam Daily Review

Hot market

BSC's Forecast on the stock market

	Negative	Neutral	Positive
Day 02/08/2017		•	
Week 31/7-4/8/2017		•	
Month 07/2017		•	

Highlights

Today market participants witnessed a sudden increase of the market. Right at the opening session, the market increased significantly and fluctuated positively around the 784-786 in the morning session. In the afternoon session, the supportive force caused the market to rise significantly, nearly reached the 788 points level. Nevertheless, the force was not strong enough to maintain this level until the session end. The main supportive stocks that caused the market to rise were (+1.71 point), GAS (+1.01 point), VCB (+0.77 point), BHN (+0.42 point) and HPG (+0.2 point). In contrast, the stocks that limited the market uptrend momentum were VNM (-0.69 point), CTG (-0.47 point), MSN (-0.13 point), MWG (-0.1 point) and VIC (-0.08 point). The market cash flow rotated between different sectors and spread into Gas and Oil sector and Beverage sector. The differentiation occurred at the banking stocks when VCB, EIB and ACB rose while BID, CTG and MBB decreased. The market breadth changed into a negative state with the downside stocks dominated the market (124 upside stocks/ 159 downside stocks). Market liquidity increased slightly with a matching value of VND 3,654 billion, decreasing by 16% in comparison to the previous session. At the end of today session, VN-Index increased by 3.26 points and closed at the 786.81 points level; HNX-Index increased by 0.14 point, up to the 101.33 points level.

Market outlook

Continuing its uptrend in today session, VN-Index increased substantially, approaching 787 points. Market liquidity declined and market breadth turned to negative state, but VN-Index still went up thanks to large-caps. With regard to index points, VN-Index rose to the resistance level of 788 points. Market liquidity decreased slightly with the divergence in Banking sector which played the leading role in previous session. After 6 hot-increase trading sessions, VN-Index is facing the resistance level around 800 points, market is likely to go through short-term correction period in upcoming sessions due to selling pressure of stocks that have gained significant profit.

BSC RESEARCH

Head of Research

Tran Thang Long

longtt@bsc.com.vn

Macro & Market Team

Bui Nguyen Khoa

khoabn@bsc.com.vn

Do Nam Tung

tungdn@bsc.com.vn

VN-INDEX **786.81**
Value: 3654.3 bil **3.26 (0.42%)**
Foreigners (net): VND 96.62 bil

HNX-INDEX **101.33**
Value: 655.33 bil **0.15 (0.15%)**
Foreigners (net): VND 5.94 bil

UPCOM-INDEX **55.81**
Value 106.95 bil **-0.62 (-1.1%)**
Foreigners (net): VND 10.34 bil

Macro indicators

	Value	% Chg
Crude oil	50.3	0.2%
Gold	1,267	-0.2%
USDVND	22,721	-0.1%
EURVND	26,914	-0.5%
JPYVND	20,598	0.0%
1-month Interbank rate	1.6%	-
5yr VN Treasury Yield	4.6%	-

Source: Bloomberg, BSC Research

Content

Market highlights	2
Stock recommendations	3
Market statistics	4

This report must be read with the Disclosure, located at the end of this report.

Do Nam Tung

tungnd@bsc.com.vn

Market highlights

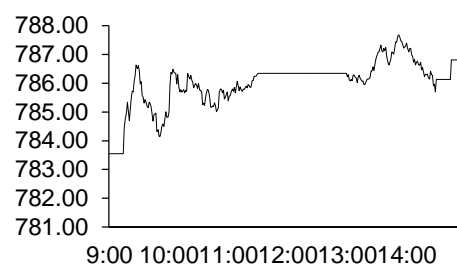
Today market participants witnessed a sudden increase of the market. Right at the opening session, the market increased significantly and fluctuated positively around the 784-786 in the morning session. In the afternoon session, the supportive force caused the market to rise significantly, nearly reached the 788 points level. Nevertheless, the force was not strong enough to maintain this level until the session end. The main supportive stocks that caused the market to rise were (+1.71 point), GAS (+1.01 point), VCB (+0.77 point), BHN (+0.42 point) and HPG (+0.2 point). In contrast, the stocks that limited the market uptrend momentum were VNM (-0.69 point), CTG (-0.47 point), MSN (-0.13 point), MWG (-0.1 point) and VIC (-0.08 point). The market cash flow rotated between different sectors and spread into Gas and Oil sector and Beverage sector. The differentiation occurred at the banking stocks when VCB, EIB and ACB rose while BID, CTG and MBB decreased. The market breadth changed into a negative state with the downside stocks dominated the market (124 upside stocks/ 159 downside stocks). Market liquidity increased slightly with a matching value of VND 3,654 billion, decreasing by 16% in comparison to the previous session. At the end of today session, VN-Index increased by 3.26 points and closed at the 786.81 points level; HNX-Index increased by 0.14 point, up to the 101.33 points level.

Foreign investors had a net purchase of VND 96.62 billion which composed of HPG (VND 59.69 billion), GAS (VND 15.66 billion), CTD (VND 14.18 billion). They had a net sale of VND 5,94 billion on HNX which included PVS (VND 13.27 billion), KVC (VND 1.9 billion), VND (VND 0.48 billion).

Market outlook

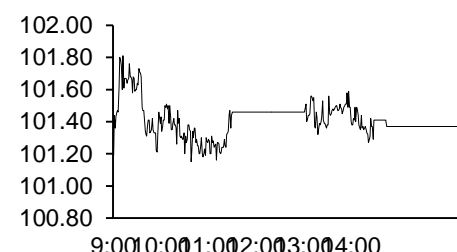
Continuing its uptrend in today session, VN-Index increased substantially, approaching 787 points. Market liquidity declined and market breadth turned to negative state, but VN-Index still went up thanks to large-caps. With regard to index points, VN-Index rose to the resistance level of 788 points. Market liquidity decreased slightly with the divergence in Banking sector which played the leading role in previous session. After 6 hot-increase trading sessions, VN-Index is facing the resistance level around 800 points, market is likely to go through short-term correction period in upcoming sessions due to selling pressure of stocks that have gained significant profit.

Exhibit 1

VN-Index Intraday


Source: Bloomberg, BSC Research

Exhibit 2

HNX-Index Intraday


Source: Bloomberg, BSC Research

Exhibit 3

Top 5 volume leaders

Ticker	Volume	Price	% Chg
HQC	9.03	3.16	-1.56
FLC	8.51	7.20	0.84
ITA	8.31	4.11	-2.14
PVD	8.07	14.20	6.77
HAG	7.78	9.45	0.43

Source: Bloomberg, BSC Research

Exhibit 4

Top Foreign trading stocks

Top mua	Giá trị	Top bán	Giá trị
HPG	59.7	HSG	17.0
GAS	15.7	HBC	16.7
CTD	14.2	PVD	15.2
BID	13.9	DQC	7.3
VCB	8.4	DXG	4.2

Source: Bloomberg, BSC Research

Stock recommendations

Short-term portfolio

No.	Ticker	Date	Buy price	Current price	Unrealized gain/ loss	Cutlosses	Target
1	HAG	19/6/2017	9.00	9.45	5.0%	8.4	11.3
2	DGW	26/6/2017	15.50	15.50	0.0%	14.0	18.0
3	BVH	10/7/2017	58.50	58.80	0.5%	56.0	62.0
4	HNG	17/7/2017	10.35	10.40	0.5%	9.0	14.0
5	DRI	31/07/2017	12.30	13.00	5.7%	11.7	14.1
Average					2.3%		

Source: BSC Research

CANSLIM portfolio

No.	Ticker	Date	Buy price	Current price	Unrealized gain/ loss	Cutlosses	Target
1	MBB	27/4/2015	13.8	23.7	71.7%	12.8	16.6
2	HPG	28/10/2016	40.8	32.7	-19.9%	36.4	44.9
3	VCS	16/12/2016	130.0	171.0	31.5%	120.9	156.0
4	CSV	24/7/2017	33.1	35.2	6.3%	30.5	39.0
5	CAV	31/07/2017	54.3	53.1	-2.2%	51.8	65.0
6	SBA	31/07/2017	16.0	15.9	-0.6%	14.2	19.0
Average					14.5%		

Source: BSC Research

Market statistics

Top 5 leaders on the HSX

Ticker	Price	% Chg	Index pt	Volume
SAB	244.90	3.38	2.09	69450.00
GAS	64.20	2.56	1.25	811680.00
VCB	38.40	1.72	0.95	1.71MLN
BHN	83.00	6.82	0.50	40510.00

Ticker	Price	% Chg	Index pt	Volume
VNM	151.10	-0.98	-0.89	811580
CTG	20.00	-1.96	-0.61	2.76MLN
MSN	42.45	-0.82	-0.16	523200
MWG	99.50	-1.00	-0.13	187240
VIC	44.40	-0.22	-0.11	404610

Top 5 gainers on the HSX

Ticker	Price	% Chg	Index pt	Volume
TDG	9.95	6.99	0.00	247910
HAI	16.15	6.95	0.05	1.07MLN
BWE	29.25	6.95	0.12	551530
AGR	5.09	6.93	0.03	3.06MLN
FCM	7.61	6.88	0.01	1.66MLN

Top 5 losers on the HSX

Ticker	Price	% Chg	Index pt	Volume
VNH	0.90	-10.00	0.00	9870
BTT	35.60	-6.32	-0.01	13980
D2D	30.60	-5.26	-0.01	2760
VPS	19.80	-4.81	-0.01	50
VOS	2.10	-4.55	-0.01	10470

Source: Bloomberg, BSC Research

Top 5 leaders on HNX

Ticker	Price	% Chg	Index pt	Volume
PVR	3.40	9.68	0.07	100
KKC	14.50	5.84	0.07	5800
AAA	24.10	7.11	0.04	1.12MLN
VBC	70.50	5.22	0.04	2400

Ticker	Price	% Chg	Index pt	Volume
SGO	3.80	-2.56	-0.05	206800
TV2	92.10	-0.97	-0.02	1700
NTP	58.80	-0.17	-0.02	6100
PVG	7.70	-1.28	-0.01	26600
NTP	79.00	-4.70	-0.01	800

Top 5 gainers on the HNX

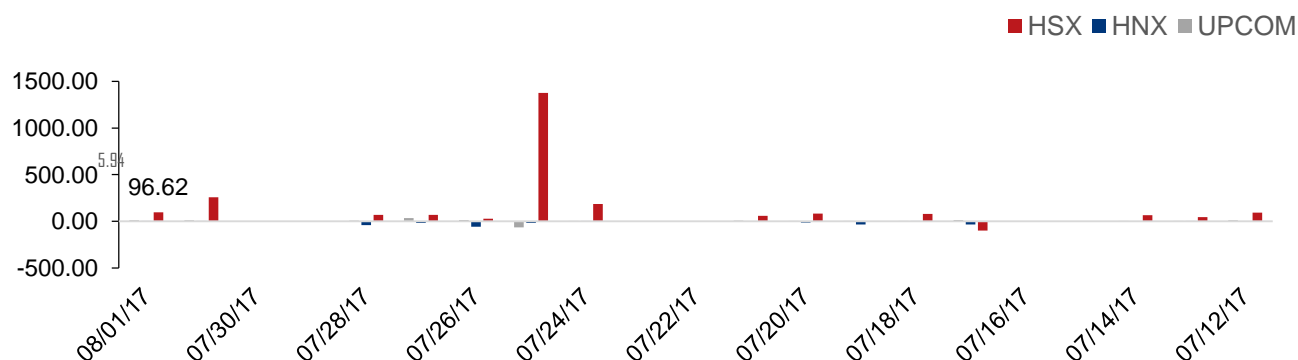
Ticker	Price	% Chg	Index pt	Volume
SIC	12.20	9.91	0.00	2500
TV3	54.40	9.90	0.02	200
PEN	9.00	9.76	0.02	2900
PVR	3.40	9.68	0.07	100
TFC	22.70	9.66	0.01	23900

Top 5 losers on the HNX

Ticker	Price	% Chg	Index pt	Volume
GMX	21.00	-9.87	-0.01	3200
ONE	9.10	-9.90	0.00	31100
DID	4.60	-9.80	0.00	10100
NHA	9.30	-9.71	-0.01	100
KMT	5.80	-9.38	0.00	500

Exhibit 3

Foreign transaction



Source: HSX, HNX, BSC Research

Disclosure

The information, statements, forecasts and projections contained herein, including any expression of opinion, are based upon sources believed to be reliable but their accuracy completeness or correctness are not guaranteed. Expressions of opinion herein were arrived at after due and careful consideration and they were based upon the best information then known to us, and in our opinion are fair and reasonable in the circumstances prevailing at the time. Expressions of opinion contained herein are subject to change without notice. This document is not, and should not be construed as, an offer or the solicitation of an offer to buy or sell any securities. BSC and other companies in the BSC and/or their officers, directors and employees may have positions and may affect transactions in securities of companies mentioned herein and may also perform or seek to perform investment banking services for these companies. This document is for private circulation only and is not for publication in the press or elsewhere. BSC accepts no liability whatsoever for any direct or consequential loss arising from any use of this or its content. The use of any information, statements forecasts and projections contained herein shall be at the sole discretion and risk of the user. No part of this material may be (i) copied, photocopied or duplicated in any form by any mean or (ii) redistributed without the prior written consent of BIDV Securities Company (BSC).

BSC Headquarters

BIDV Tower, 10th & 11th Floor
35 Hang Voi, Hoan Kiem, Hanoi
Tel: +84 4 3935 2722
Fax: +84 4 2220 0669

Ho Chi Minh City Office

146 Nguyen Cong Tru St, 9th Floor
District 1, HCMC
Tel: +84 8 3821 8885
Fax: +84 8 3821 8510

<http://www.bsc.com.vn>

Bloomberg: BSCV <GO>

