

Wed, August 2, 2017

## Vietnam Daily Review

### A sideways session

#### BSC's Forecast on the stock market

	Negative	Neutral	Positive
Day 03/08/2017		•	
Week 31/7-4/8/2017		•	
Month 08/2017		•	

#### Highlights

The market showed a sideways fluctuation during the trading session today. Right from the opening, the market dropped sharply below the level of 780 points, mainly due to the correction from SAB, then unexpectedly rebounded and fluctuated positively above the reference level in all the morning session. In the afternoon session, VN-Index dropped to the supportive level near the end of the session which helped the market index to close down only 0.07% compared to yesterday. The major losers were VCB (-0.34 points), STB (-0.25 points), GAS (-0.24 points), BHN (-0.19 points) and HPG (-0.19 points). In the opposite direction, stocks limiting the market's downtrend include VNM (+0.61 points), BID (+0.28 points), CTG (+0.18 points), SAB (+0.1 points) and BVH (+0.09 points). Market cash flow fluctuated evenly between groups and focused on some Bluechips such as VNM, BID and FPT. Divergence took place in the banking group with BID, CTG and EIB gaining while VCB, STB and MBB losing. Market breadth continued to be negative with losers outnumbering gainers (120 gainers / 157 losers). The trading range was very high with a gap of 9.16 points between the ceiling and the floor price of VN-Index. Market liquidity was similar to that at yesterday with the matching order value of VND3,667 billion. Ending today trading session, VN-Index lost 0.58 points and closed at 786.23 points; HNX-Index also decreased by 0.35 points, down to 100.97 points.

#### Market outlook

After some hot-increased sessions, the market today corrected, testing the supportive level of 780-785 points. Cash flow rotating among bluechips enabled the market to retain the 785 points level. In today trading session, when VN-Index plunged to below 780 points, strong supportive force immediately appeared to counter selling pressure and that in turn, helped VN-Index to recover. This phenomenon indicated the positive expectation of investors on the market. In terms of index points, VN-Index nearly reached 789 points but it encountered strong resistance force at this level. Market liquidity was still good and market breadth was not too negative, showing no bad signal. VN-Index is likely to fluctuate around the point region of 780-785 points in up-coming sessions.

#### BSC RESEARCH

##### Head of Research

Tran Thang Long

longtt@bsc.com.vn

##### Macro & Market Team

Bui Nguyen Khoa

khoabn@bsc.com.vn

Do Nam Tung

tungdn@bsc.com.vn

#### VN-INDEX **786.23**

Value: 3667.15 bil

-0.58 (-0.07%)

Foreigners (net): VND 146.51 bil

#### HNX-INDEX **100.97**

Value: 616.96 bil

-0.36 (-0.36%)

Foreigners (net): -VND 22.61 bil

#### UPCOM-INDEX **55.37**

Value 103.33 bil

-0.44 (-0.79%)

Foreigners (net): VND 8.05 bil

#### Macro indicators

	Value	% Chg
Crude oil	49.0	-0.3%
Gold	1,267	-0.2%
USDVND	22,723	0.0%
EURVND	26,971	0.3%
JPYVND	20,517	-0.4%
1-month Interbank rate	1.6%	-
5yr VN Treasury Yield	4.7%	-

Source: Bloomberg, BSC Research

#### Content

Market highlights	2
Stock recommendations	3
Market statistics	4

This report must be read with the Disclosure, located at the end of this report.

**Do Nam Tung**

tungnd@bsc.com.vn

## Market highlights

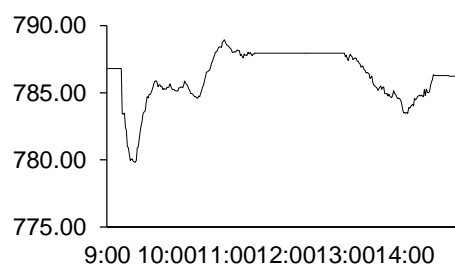
The market showed a sideways fluctuation during the trading session today. Right from the opening, the market dropped sharply below the level of 780 points, mainly due to the correction from SAB, then unexpectedly rebounded and fluctuated positively above the reference level in all the morning session. In the afternoon session, VN-Index dropped to the supportive level near the end of the session which helped the market index to close down only 0.07% compared to yesterday. The major losers were VCB (-0.34 points), STB (-0.25 points), GAS (-0.24 points), BHN (-0.19 points) and HPG (-0.19 points). In the opposite direction, stocks limiting the market's downtrend include VNM (+0.61 points), BID (+0.28 points), CTG (+0.18 points), SAB (+0.1 points) and BVH (+0.09 points). Market cash flow fluctuated evenly between groups and focused on some Bluechips such as VNM, BID and FPT. Divergence took place in the banking group with BID, CTG and EIB gaining while VCB, STB and MBB losing. Market breadth continued to be negative with losers outnumbering gainers (120 gainers / 157 losers). The trading range was very high with a gap of 9.16 points between the ceiling and the floor price of VN-Index. Market liquidity was similar to that at yesterday with the matching order value of VND3,667 billion. Ending today trading session, VN-Index lost 0.58 points and closed at 786.23 points; HNX-Index also decreased by 0.35 points, down to 100.97 points.

Foreigners were net buyers on the HOSE with a value of VND147.51 billion, of which were BID (VND42.45 billion), HPG (VND25.30 billion) and VNM (VND24.67 billion). They had a net sale of 22.61 billion on the HNX mainly SHB (7.98 billion), PVS (7.88 billion) and LAS (6.71 billion).

## Market outlook

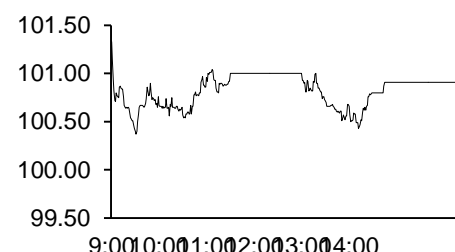
After some hot-increased sessions, the market today corrected, testing the supportive level of 780-785 points. Cash flow rotating among bluechips enabled the market to retain the 785 points level. In today trading session, when VN-Index plunged to below 780 points, strong supportive force immediately appeared to counter selling pressure and that in turn, helped VN-Index to recover. This phenomenon indicated the positive expectation of investors on the market. In terms of index points, VN-Index nearly reached 789 points but it encountered strong resistance force at this level. Market liquidity was still good and market breadth was not too negative, showing no bad signal. VN-Index is likely to fluctuate around the point region of 780-785 points in up-coming sessions.

Exhibit 1

**VN-Index Intraday**


Source: Bloomberg, BSC Research

Exhibit 2

**HNX-Index Intraday**


Source: Bloomberg, BSC Research

Exhibit 3

**Top 5 volume leaders**

Ticker	Volume	Price	% Chg
ASM	9.07	12.50	-1.57
HSG	8.04	26.75	-3.78
VHG	7.62	1.71	-6.56
BID	6.83	22.45	1.13
KSA	5.94	2.40	6.67

Source: Bloomberg, BSC Research

Exhibit 4

**Top Foreign trading stocks**

Top mua	Giá trị	Top bán	Giá trị
BID	42.4	HSG	49.6
HPG	25.3	SSI	12.4
VNM	24.7	KDC	9.9
VJC	21.7	NKG	8.2
KBC	15.8	FIT	7.8

Source: Bloomberg, BSC Research

## Stock recommendations

### Short-term portfolio

No.	Ticker	Date	Buy price	Current price	Unrealized gain/ loss	Cutlosses	Target
1	HAG	19/6/2017	9.00	9.25	2.8%	8.4	11.3
2	DGW	26/6/2017	15.50	15.30	-1.3%	14.0	18.0
3	BVH	10/7/2017	58.50	58.20	-0.5%	56.0	62.0
4	HNG	17/7/2017	10.35	10.15	-1.9%	9.0	14.0
5	DRI	31/07/2017	12.30	12.70	3.3%	11.7	14.1
<b>Average</b>					<b>0.5%</b>		

Source: BSC Research

### CANSLIM portfolio

No.	Ticker	Date	Buy price	Current price	Unrealized gain/ loss	Cutlosses	Target
1	MBB	27/4/2015	13.8	23.5	70.3%	12.8	16.6
2	HPG	28/10/2016	40.8	32.3	-20.8%	36.4	44.9
3	VCS	16/12/2016	130.0	174.0	33.8%	120.9	156.0
4	CSV	24/7/2017	33.1	35.0	5.7%	30.5	39.0
5	CAV	31/07/2017	54.3	53.1	-2.2%	51.8	65.0
6	SBA	31/07/2017	16.0	15.9	-0.6%	14.2	19.0
<b>Average</b>					<b>14.4%</b>		

Source: BSC Research

## Market statistics

### Top 5 leaders on the HSX

Ticker	Price	% Chg	Index pt	Volume
VNM	152.40	0.86	0.77	1.07MLN
EIB	12.50	6.84	0.40	2.19MLN
BID	22.45	1.13	0.35	6.83MLN
CTG	20.15	0.75	0.23	4.38MLN

Ticker	Price	% Chg	Index pt	Volume
VCB	38.10	-0.78	-0.44	943280
GAS	63.80	-0.62	-0.31	580980
STB	12.55	-3.46	-0.27	4.83MLN
BHN	80.30	-3.25	-0.26	10500
HPG	32.30	-1.22	-0.21	2.16MLN

### Top 5 gainers on the HSX

Ticker	Price	% Chg	Index pt	Volume
FCM	8.14	6.96	0.01	1.78MLN
ATG	3.40	6.92	0.00	736080
CMX	6.66	6.90	0.00	157260
CCL	4.52	6.86	0.00	819140
EIB	12.50	6.84	0.40	2.19MLN

### Top 5 losers on the HSX

Ticker	Price	% Chg	Index pt	Volume
VNH	0.90	-10.00	0.00	9870
BTT	35.60	-6.32	-0.01	13980
D2D	30.60	-5.26	-0.01	2760
VPS	19.80	-4.81	-0.01	50
VOS	2.10	-4.55	-0.01	10470

Source: Bloomberg, BSC Research

### Top 5 leaders on HNX

Ticker	Price	% Chg	Index pt	Volume
PVR	3.40	9.68	0.07	100
KKC	14.50	5.84	0.07	5800
AAA	24.10	7.11	0.04	1.12MLN
VBC	70.50	5.22	0.04	2400

Ticker	Price	% Chg	Index pt	Volume
SGO	3.80	-2.56	-0.05	206800
TV2	92.10	-0.97	-0.02	1700
NTP	58.80	-0.17	-0.02	6100
PVG	7.70	-1.28	-0.01	26600
NTP	79.00	-4.70	-0.01	800

### Top 5 gainers on the HNX

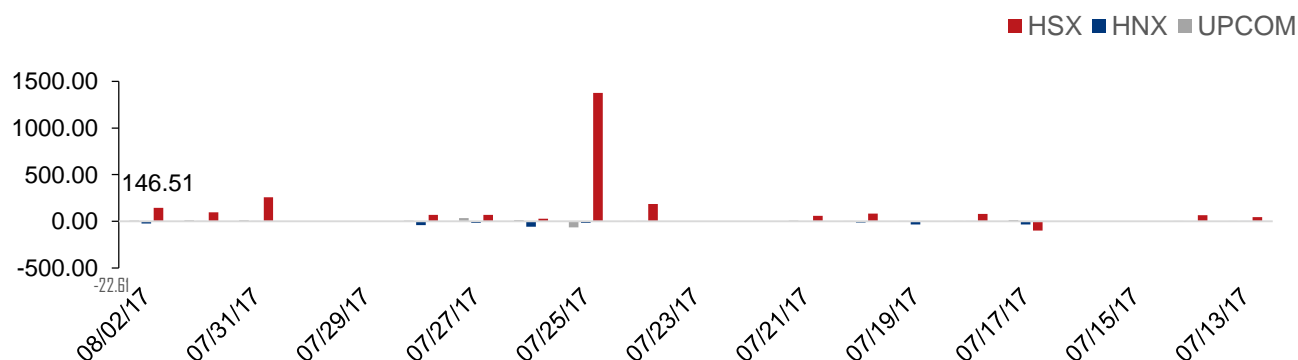
Ticker	Price	% Chg	Index pt	Volume
SIC	12.20	9.91	0.00	2500
TV3	54.40	9.90	0.02	200
PEN	9.00	9.76	0.02	2900
PVR	3.40	9.68	0.07	100
TFC	22.70	9.66	0.01	23900

### Top 5 losers on the HNX

Ticker	Price	% Chg	Index pt	Volume
GMX	21.00	-9.87	-0.01	3200
ONE	9.10	-9.90	0.00	31100
DID	4.60	-9.80	0.00	10100
NHA	9.30	-9.71	-0.01	100
KMT	5.80	-9.38	0.00	500

Exhibit 3

### Foreign transaction



Source: HSX, HNX, BSC Research

## Disclosure

*The information, statements, forecasts and projections contained herein, including any expression of opinion, are based upon sources believed to be reliable but their accuracy completeness or correctness are not guaranteed. Expressions of opinion herein were arrived at after due and careful consideration and they were based upon the best information then known to us, and in our opinion are fair and reasonable in the circumstances prevailing at the time. Expressions of opinion contained herein are subject to change without notice. This document is not, and should not be construed as, an offer or the solicitation of an offer to buy or sell any securities. BSC and other companies in the BSC and/or their officers, directors and employees may have positions and may affect transactions in securities of companies mentioned herein and may also perform or seek to perform investment banking services for these companies. This document is for private circulation only and is not for publication in the press or elsewhere. BSC accepts no liability whatsoever for any direct or consequential loss arising from any use of this or its content. The use of any information, statements forecasts and projections contained herein shall be at the sole discretion and risk of the user. No part of this material may be (i) copied, photocopied or duplicated in any form by any mean or (ii) redistributed without the prior written consent of BIDV Securities Company (BSC).*

**BSC Headquarters**

BIDV Tower, 10th & 11th Floor  
35 Hang Voi, Hoan Kiem, Hanoi  
Tel: +84 4 3935 2722  
Fax: +84 4 2220 0669

**Ho Chi Minh City Office**

146 Nguyen Cong Tru St, 9th Floor  
District 1, HCMC  
Tel: +84 8 3821 8885  
Fax: +84 8 3821 8510

<http://www.bsc.com.vn>

Bloomberg: BSCV <GO>

