

Thu, August 3, 2017

Vietnam Daily Review

Testing the level of 790 points

BSC's Forecast on the stock market

	Negative	Neutral	Positive
Day 04/08/2017		•	
Week 31/7-4/8/2017		•	
Month 08/2017		•	

Highlights

The market has traded in green for the whole session today. Right at the opening, the market rose sharply, then traded positively and reached over 790 points in the morning session. At the beginning of the afternoon session, the market index suddenly fell and lost points continuously, mainly due to the corrections in SBT and some stocks of Banking sector. When market index was down to the reference level, the supports existed and helped market to close with the increase of 29%. The key stocks which made the market gained were VNM (+0.75 points), BID (+0.5 points), EIB (+0.25 points), VCB (+0.23 points) and FPT (+ 0.12 points). In the opposite direction, the stocks which hindered the rising momentum were BVH (-0.17 points), SBT (-0.14 points), STB (-0.14 points), SAB (-0.08 points) and DHG (-0.07 point). The market cash flow focused on Hydropower, Sugarcane but was weaken in Real estate and differentiation in the Banking sector. Market breadth changed to positive as number of gainers overwhelmed that of losers (151 gainers/121 losers). The trading range was low with the gap of 4.63 points between the peak and the bottom of VN-Index. The market liquidity slightly increased compared to yesterday as the transaction value reached VND 3,708 billion. Sum up today session, VN-Index gained 2.26 points to close at 788.49 points; HNX-Index also increased by 0.46 points, up to 101.44.

Market outlook

Today's market was generally positive with market accessing and sometimes exceeding the resistance of 790 points. Although the demand was not strong enough to maintain this level until the close but still kept the market index above the reference level. On the other hand, the index only retained the level of 790 points in a fairly short time and lost points early in the afternoon season, showing the cash flow was quite cautious in this area. Market liquidity continued to be quite good and market breadth was positive. The market may trade around 785-788 points and continue to test the resistance of 790 points in the next few sessions. Investors are advised to be cautious in buying stocks, taking advantage of the opportunity to position stocks when the market surpasses short-term resistance.

BSC RESEARCH

Head of Research

Tran Thang Long

longtt@bsc.com.vn

Macro & Market Team

Bui Nguyen Khoa

khoabn@bsc.com.vn

Do Nam Tung

tungdn@bsc.com.vn

VN-INDEX **788.49**
Value: 3708.23 bil **2.26 (0.29%)**
Foreigners (net): VND 162.14 bil

HNX-INDEX **101.44**
Value: 691.49 bil **0.47 (0.47%)**
Foreigners (net): -VND 0.93 bil

UPCOM-INDEX **55.60**
Value 101.64 bil **0.23 (0.42%)**
Foreigners (net): VND 2.41 bil

Macro indicators

	Value	% Chg
Crude oil	49.8	0.3%
Gold	1,263	-0.3%
USDVND	22,736	0.1%
EURVND	26,986	-0.3%
JPYVND	20,553	0.1%
1-month Interbank rate	1.6%	-
5yr VN Treasury Yield	4.6%	-

Source: Bloomberg, BSC Research

Content

Market highlights	2
Stock recommendations	3
Market statistics	4

This report must be read with the Disclosure, located at the end of this report.

Do Nam Tung

tungnd@bsc.com.vn

Market highlights

The market has traded in green for the whole session today. Right at the opening, the market rose sharply, then traded positively and reached over 790 points in the morning session. At the beginning of the afternoon session, the market index suddenly fell and lost points continuously, mainly due to the corrections in SBT and some stocks of Banking sector. When market index was down to the reference level, the supports existed and helped market to close with the increase of 29%. The key stocks which made the market gained were VNM (+0.75 points), BID (+0.5 points), EIB (+0.25 points), VCB (+0.23 points) and FPT (+ 0.12 points). In the opposite direction, the stocks which hindered the rising momentum were BVH (-0.17 points), SBT (-0.14 points), STB (-0.14 points), SAB (-0.08 points) and DHG (-0.07 point). The market cash flow focused on Hydropower, Sugarcane but was weakened in Real estate and differentiation in the Banking sector. Market breadth changed to positive as number of gainers overwhelmed that of losers (151 gainers/121 losers). The trading range was low with the gap of 4.63 points between the peak and the bottom of VN-Index. The market liquidity slightly increased compared to yesterday as the transaction value reached VND 3,708 billion. Sum up today session, VN-Index gained 2.26 points to close at 788.49 points; HNX-Index also increased by 0.46 points, up to 101.44.

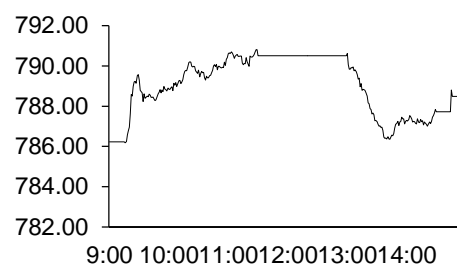
Foreigners were net buyers on HOSE with the value of VND 162.14 billion, mainly in VCI (VND 41.46 billion), VNM (VND 37.11 billion) and BID (VND 35.51 billion). They net sold VND 0.93 billion on HNX, mainly in PVS (13.2 billion) and DBC (2.45 billion) and VIX (1.32 billion).

Market outlook

Today's market was generally positive with market accessing and sometimes exceeding the resistance of 790 points. Although the demand was not strong enough to maintain this level until the close but still kept the market index above the reference level. On the other hand, the index only retained the level of 790 points in a fairly short time and lost points early in the afternoon session, showing the cash flow was quite cautious in this area. Market liquidity continued to be quite good and market breadth was positive. The market may trade around 785-788 points and continue to test the resistance of 790 points in the next few sessions. Investors are advised to be cautious in buying stocks, taking advantage of the opportunity to position stocks when the market surpasses short-term resistance.

Exhibit 1

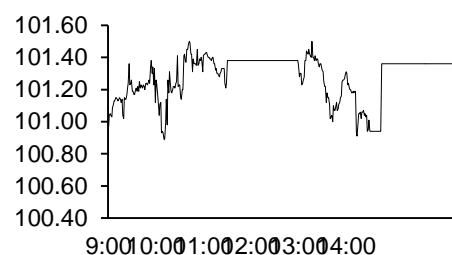
VN-Index Intraday



Source: Bloomberg, BSC Research

Exhibit 2

HNX-Index Intraday



Source: Bloomberg, BSC Research

Exhibit 3

Top 5 volume leaders

Ticker	Volume	Price	% Chg
OGC	9.01	2.35	6.82
ASM	8.36	12.80	2.40
MBB	7.59	23.50	0.00
HQC	7.58	3.22	-0.31
BHS	6.08	23.10	-6.48

Source: Bloomberg, BSC Research

Exhibit 4

Top Foreign trading stocks

Top mua	Giá trị	Top bán	Giá trị
VCI	41.5	FIT	9.8
VNM	37.1	SSI	6.1
BID	35.5	CHP	5.5
HPG	19.1	CII	5.0
CTG	11.5	PVD	5.0

Source: Bloomberg, BSC Research

Stock recommendations

Short-term portfolio

No.	Ticker	Date	Buy price	Current price	Unrealized gain/ loss	Cutlosses	Target
1	HAG	19/6/2017	9.00	9.22	2.4%	8.4	11.3
2	DGW	26/6/2017	15.50	15.40	-0.6%	14.0	18.0
3	BVH	10/7/2017	58.50	57.40	-1.9%	56.0	62.0
4	HNG	17/7/2017	10.35	10.20	-1.4%	9.0	14.0
5	DRI	31/07/2017	12.30	13.00	5.7%	11.7	14.1
Average					0.8%		

Source: BSC Research

CANSLIM portfolio

No.	Ticker	Date	Buy price	Current price	Unrealized gain/ loss	Cutlosses	Target
1	MBB	27/4/2015	13.8	23.5	70.3%	12.8	16.6
2	HPG	28/10/2016	40.8	32.3	-20.8%	36.4	44.9
3	VCS	16/12/2016	130.0	185.0	42.3%	120.9	156.0
4	CSV	24/7/2017	33.1	35.0	5.7%	30.5	39.0
5	CAV	31/07/2017	54.3	54.0	-0.6%	51.8	65.0
6	SBA	31/07/2017	16.0	15.8	-1.3%	14.2	19.0
Average					16.0%		

Source: BSC Research

Market statistics

Top 5 leaders on the HSX

Ticker	Price	% Chg	Index pt	Volume
VNM	42.94	2589513.00	0.95	702810.00
BID	42.94	3217303.00	0.63	4.42MLN
EIB	42.94	3249258.00	0.30	1.27MLN
VCB	42.94	3307258.00	0.29	677010.00

Ticker	Price	% Chg	Index pt	Volume
BVH	57.40	-1.37	-0.22	302900
BHS	23.10	-6.48	-0.19	6.08MLN
SBT	39.85	-4.32	-0.19	4.40MLN
VCF	213.90	-6.96	-0.17	30
STB	12.30	-1.99	-0.15	3.98MLN

Top 5 gainers on the HSX

Ticker	Price	% Chg	Index pt	Volume
TSC	5.35	7.00	0.02	2.66MLN
KSH	3.06	6.99	0.01	380820
C47	24.50	6.99	0.01	441470
HAI	18.45	6.96	0.06	106390
IJC	12.30	6.96	0.05	1.82MLN

Top 5 losers on the HSX

Ticker	Price	% Chg	Index pt	Volume
VNH	0.90	-10.00	0.00	9870
BTT	35.60	-6.32	-0.01	13980
D2D	30.60	-5.26	-0.01	2760
VPS	19.80	-4.81	-0.01	50
VOS	2.10	-4.55	-0.01	10470

Source: Bloomberg, BSC Research

Top 5 leaders on HNX

Ticker	Price	% Chg	Index pt	Volume
PVR	3.40	9.68	0.07	100
KKC	14.50	5.84	0.07	5800
AAA	24.10	7.11	0.04	1.12MLN
VBC	70.50	5.22	0.04	2400

Ticker	Price	% Chg	Index pt	Volume
SGO	3.80	-2.56	-0.05	206800
TV2	92.10	-0.97	-0.02	1700
NTP	58.80	-0.17	-0.02	6100
PVG	7.70	-1.28	-0.01	26600
NTP	79.00	-4.70	-0.01	800

Top 5 gainers on the HNX

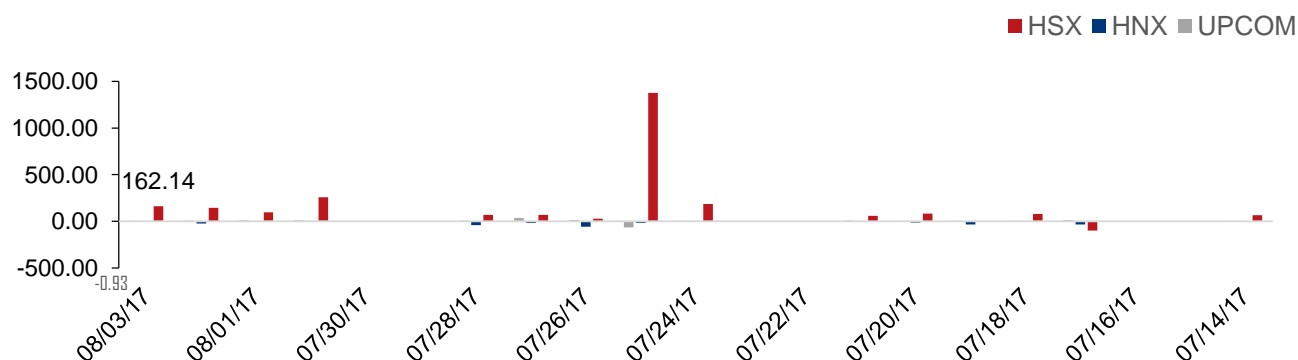
Ticker	Price	% Chg	Index pt	Volume
SIC	12.20	9.91	0.00	2500
TV3	54.40	9.90	0.02	200
PEN	9.00	9.76	0.02	2900
PVR	3.40	9.68	0.07	100
TFC	22.70	9.66	0.01	23900

Top 5 losers on the HNX

Ticker	Price	% Chg	Index pt	Volume
GMX	21.00	-9.87	-0.01	3200
ONE	9.10	-9.90	0.00	31100
DID	4.60	-9.80	0.00	10100
NHA	9.30	-9.71	-0.01	100
KMT	5.80	-9.38	0.00	500

Exhibit 3

Foreign transaction



Source: HSX, HNX, BSC Research

Disclosure

The information, statements, forecasts and projections contained herein, including any expression of opinion, are based upon sources believed to be reliable but their accuracy completeness or correctness are not guaranteed. Expressions of opinion herein were arrived at after due and careful consideration and they were based upon the best information then known to us, and in our opinion are fair and reasonable in the circumstances prevailing at the time. Expressions of opinion contained herein are subject to change without notice. This document is not, and should not be construed as, an offer or the solicitation of an offer to buy or sell any securities. BSC and other companies in the BSC and/or their officers, directors and employees may have positions and may affect transactions in securities of companies mentioned herein and may also perform or seek to perform investment banking services for these companies. This document is for private circulation only and is not for publication in the press or elsewhere. BSC accepts no liability whatsoever for any direct or consequential loss arising from any use of this or its content. The use of any information, statements forecasts and projections contained herein shall be at the sole discretion and risk of the user. No part of this material may be (i) copied, photocopied or duplicated in any form by any mean or (ii) redistributed without the prior written consent of BIDV Securities Company (BSC).

BSC Headquarters

BIDV Tower, 10th & 11th Floor
35 Hang Voi, Hoan Kiem, Hanoi
Tel: +84 4 3935 2722
Fax: +84 4 2220 0669

Ho Chi Minh City Office

146 Nguyen Cong Tru St, 9th Floor
District 1, HCMC
Tel: +84 8 3821 8885
Fax: +84 8 3821 8510

<http://www.bsc.com.vn>

Bloomberg: BSCV <GO>

