

Mon, August 7, 2017

Vietnam Daily Review

Rising trend continued

BSC's Forecast on the stock market

	Negative	Neutral	Positive
Day 08/08/2017		•	
Week 7/8-11/8/2017		•	
Month 08/2017		•	

Highlights

The trading session of this week saw a strong rise of the market. VNINDEX continued its rally in the morning, peaking at 796.09 points - the highest level of this year, and then rapidly corrected to 793 points level and continued to fluctuate around this level during the afternoon session, closing at 792.98 points. The daily trading range was at 7.43 points. The main stocks that helped the market rising were PLX (+1.24 points), SAB (+0.68 points), GAS (+0.68 points), MWG (+0.27 points) and MBB (+ 0.22 points). In the opposite direction, the market corrected due to VIC (-0.13 points), NVL (-0.12 points), STB (-0.09 points), DHG (-0.07 points) and EIB (-0.04 points). Market cash flow returned to the rubber and fertilizer s but weakened in the construction sector. Market breadth was positive, with advancers outstripping decliners (180 advancers/ 119 decliners), of which 21 reached the ceiling price. The market liquidity increased compared to the last trading session of the previous week with a matching volume of VND 3,630 billion. At the end of today session, VN-Index gained 4.3 points, closed at 792.98 points; The HNX-Index also rose by 0.47 points to 102.4 points.

Market outlook

At the end of today session, VN-Index increased by 4.3 points and fluctuated around the short-term resistance level of 796 points. In the morning session, investors witnessed market index rising sharply indicating the market excitement, after that, the market corrected strongly and fluctuated around the 793 points indicating the conservative and consideration of market participants. Market liquidity increased in comparison to that of the previous week, reaching the VND 3,630 billion. Market is standing before the potential to conquer the short-term resistance level of 800 points in the upcoming sessions if the supportive stocks maintaining their rising momentum; however, the selling pressure is certain to move in collision with this momentum at the short-term peak price region. BSC recommended investors to lower the stocks proportion when the market is approaching the short-term peak. Short-term selling pressure may create disturbances in the market cash that is spreading into some sectors.

BSC RESEARCH

Head of Research

Tran Thang Long

longtt@bsc.com.vn

Macro & Market Team

Bui Nguyen Khoa

khoabn@bsc.com.vn

Do Nam Tung

tungdn@bsc.com.vn

VN-INDEX 792.98

Value: 3629.56 bil 4.3 (0.55%)

Foreigners (net): VND 89.33 bil

HNX-INDEX 102.40

Value: 809.86 bil 0.46 (0.45%)

Foreigners (net): VND 46.12 bil

UPCOM-INDEX 55.67

Value 115.81 bil -0.07 (-0.13%)

Foreigners (net): VND 9.76 bil

Macro indicators

	Value	% Chg
Crude oil	48.9	-1.3%
Gold	1,257	-0.1%
USDVND	22,750	0.1%
EURVND	26,932	0.2%
JPYVND	20,506	-0.2%
1-month Interbank rate	1.7%	-
5yr VN Treasury Yield	4.6%	-

Source: Bloomberg, BSC Research

Content

Market highlights	2
Stock recommendations	3
Market statistics	4

This report must be read with the Disclosure, located at the end of this report.

Do Nam Tung

tungnd@bsc.com.vn

Market highlights

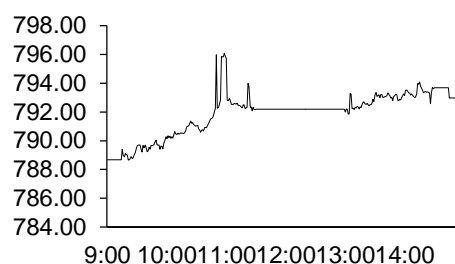
The trading session of this week saw a strong rise of the market. VNINDEX continued its rally in the morning, peaking at 796.09 points - the highest level of this year, and then rapidly corrected to 793 points level and continued to fluctuate around this level during the afternoon session, closing at 792.98 points. The daily trading range was at 7.43 points. The main stocks that helped the market rising were PLX (+1.24 points), SAB (+0.68 points), GAS (+0.68 points), MWG (+0.27 points) and MBB (+ 0.22 points). In the opposite direction, the market corrected due to VIC (-0.13 points), NVL (-0.12 points), STB (-0.09 points), DHG (-0.07 points) and EIB (-0.04 points). Market cash flow returned to the rubber and fertilizer s but weakened in the construction sector. Market breadth was positive, with advancers outstripping decliners (180 advancers/ 119 decliners), of which 21 reached the ceiling price. The market liquidity increased compared to the last trading session of the previous week with a matching volume of VND 3,630 billion. At the end of today session, VN-Index gained 4.3 points, closed at 792.98 points; The HNX-Index also rose by 0.47 points to 102.4 points.

Foreigners were net buyers on the HOSE with VND 89.33 billion, followed by VCI (21.46 billion), PLX (19.74 billion) and GAS (18.73 billion). Foreigners had a net purchase of VND 46.12 billion on HNX market composing of SHB (VND 37.5 billion), VGC (VND 8.8 billion) and DBC (VND 2.14 billion).

Market outlook

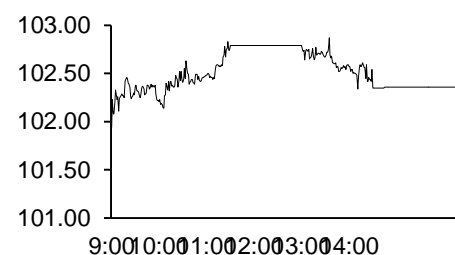
At the end of today session, VN-Index increased by 4.3 points and fluctuated around the short-term resistance level of 796 points. In the morning session, investors witnessed market index rising sharply indicating the market excitement, after that, the market corrected strongly and fluctuated around the 793 points indicating the conservative and consideration of market participants. Market liquidity increased in comparison to that of the previous week, reaching the VND 3,630 billion. Market is standing before the potential to conquer the short-term resistance level of 800 points in the upcoming sessions if the supportive stocks maintaining their rising momentum; however, the selling pressure is certain to move in collision with this momentum at the short-term peak price region. BSC recommended investors to lower the stocks proportion when the market is approaching the short-term peak. Short-term selling pressure may create disturbances in the market cash that is spreading into some sectors.

Exhibit 1

VN-Index Intraday


Source: Bloomberg, BSC Research

Exhibit 2

HNX-Index Intraday


Source: Bloomberg, BSC Research

Exhibit 3

Top 5 volume leaders

Ticker	Volume	Price	% Chg
VHG	10.79	2.06	6.19
HQC	9.83	3.26	0.93
ASM	8.84	13.10	1.55
PVD	7.97	15.90	2.25
FLC	7.91	7.30	1.39

Source: Bloomberg, BSC Research

Exhibit 4

Top Foreign trading stocks

Top mua	Giá trị	Top bán	Giá trị
VCI	21.5	CII	14.6
PLX	16.7	MSN	12.0
GAS	18.7	HT1	8.5
HPG	15.0	SSI	7.4
VNM	11.7	HCM	7.1

Source: Bloomberg, BSC Research

Stock recommendations

Short-term portfolio

No.	Ticker	Date	Buy price	Current price	Unrealized gain/ loss	Cutlosses	Target
1	HAG	19/6/2017	9.00	9.15	1.7%	8.4	11.3
2	DGW	26/6/2017	15.50	16.00	3.2%	14.0	18.0
3	BVH	10/7/2017	58.50	57.70	-1.4%	56.0	62.0
4	HNG	17/7/2017	10.35	9.95	-3.9%	9.0	14.0
5	DRI	31/07/2017	12.30	13.80	12.2%	11.7	14.1
6	PVI	8/7/2017	34.20	34.60	1.2%	32.5	39.3
Average					2.2%		

Source: BSC Research

CANSLIM portfolio

No.	Ticker	Date	Buy price	Current price	Unrealized gain/ loss	Cutlosses	Target
1	MBB	27/4/2015	13.8	23.7	71.7%	12.8	16.6
2	HPG	28/10/2016	40.8	32.3	-21.0%	36.4	44.9
3	VCS	16/12/2016	130.0	178.0	36.9%	120.9	156.0
4	CSV	24/7/2017	33.1	34.7	4.8%	30.5	39.0
5	CAV	31/07/2017	54.3	53.2	-2.0%	51.8	65.0
6	SBA	31/07/2017	16.0	15.9	-0.6%	14.2	19.0
Average					15.0%		

Source: BSC Research

Market statistics

Top 5 leaders on the HSX

Ticker	Price	% Chg	Index pt	Volume
PLX	66.80	5.03	1.69	1.65MLN
SAB	249.10	1.34	0.86	33620.00
GAS	64.10	1.75	0.86	635240.00
MWG	109.20	2.54	0.34	992150.00

Ticker	Price	% Chg	Index pt	Volume
SBT	36.35	-6.91	-0.28	22550
VNM	153.70	-0.19	-0.18	384100
NVL	66.70	-0.89	-0.14	1.84MLN
STB	12.55	-1.18	-0.09	1.89MLN
DHG	112.20	-1.41	-0.09	324750

Top 5 gainers on the HSX

Ticker	Price	% Chg	Index pt	Volume
TSC	6.12	6.99	0.02	478680
CCL	5.52	6.98	0.01	227400
HAR	15.35	6.97	0.04	1.31MLN
HTT	8.45	6.96	0.00	1.70MLN
AMD	12.30	6.96	0.02	2.73MLN

Top 5 losers on the HSX

Ticker	Price	% Chg	Index pt	Volume
VNH	0.90	-10.00	0.00	9870
BTT	35.60	-6.32	-0.01	13980
D2D	30.60	-5.26	-0.01	2760
VPS	19.80	-4.81	-0.01	50
VOS	2.10	-4.55	-0.01	10470

Source: Bloomberg, BSC Research

Top 5 leaders on HNX

Ticker	Price	% Chg	Index pt	Volume
PVR	3.40	9.68	0.07	100
KKC	14.50	5.84	0.07	5800
AAA	24.10	7.11	0.04	1.12MLN
VBC	70.50	5.22	0.04	2400

Ticker	Price	% Chg	Index pt	Volume
SGO	3.80	-2.56	-0.05	206800
TV2	92.10	-0.97	-0.02	1700
NTP	58.80	-0.17	-0.02	6100
PVG	7.70	-1.28	-0.01	26600
NTP	79.00	-4.70	-0.01	800

Top 5 gainers on the HNX

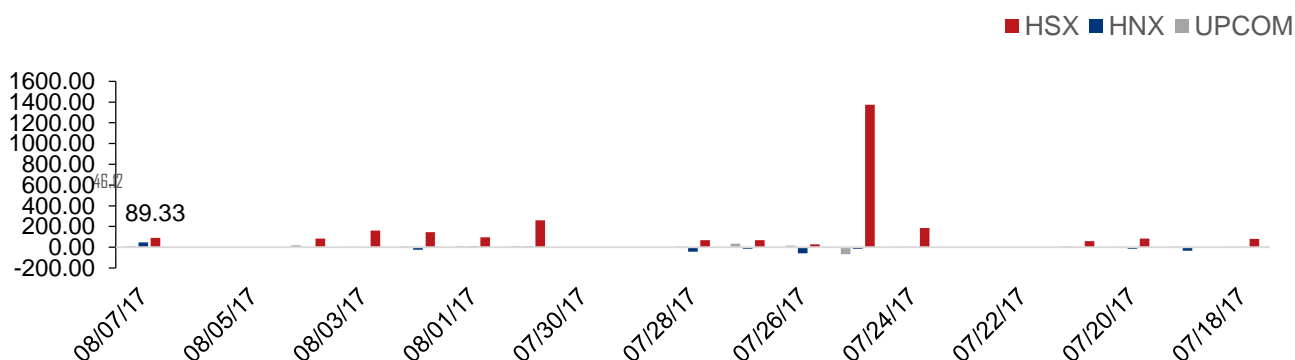
Ticker	Price	% Chg	Index pt	Volume
SIC	12.20	9.91	0.00	2500
TV3	54.40	9.90	0.02	200
PEN	9.00	9.76	0.02	2900
PVR	3.40	9.68	0.07	100
TFC	22.70	9.66	0.01	23900

Top 5 losers on the HNX

Ticker	Price	% Chg	Index pt	Volume
GMX	21.00	-9.87	-0.01	3200
ONE	9.10	-9.90	0.00	31100
DID	4.60	-9.80	0.00	10100
NHA	9.30	-9.71	-0.01	100
KMT	5.80	-9.38	0.00	500

Exhibit 3

Foreign transaction



Source: HSX, HNX, BSC Research

Disclosure

The information, statements, forecasts and projections contained herein, including any expression of opinion, are based upon sources believed to be reliable but their accuracy completeness or correctness are not guaranteed. Expressions of opinion herein were arrived at after due and careful consideration and they were based upon the best information then known to us, and in our opinion are fair and reasonable in the circumstances prevailing at the time. Expressions of opinion contained herein are subject to change without notice. This document is not, and should not be construed as, an offer or the solicitation of an offer to buy or sell any securities. BSC and other companies in the BSC and/or their officers, directors and employees may have positions and may affect transactions in securities of companies mentioned herein and may also perform or seek to perform investment banking services for these companies. This document is for private circulation only and is not for publication in the press or elsewhere. BSC accepts no liability whatsoever for any direct or consequential loss arising from any use of this or its content. The use of any information, statements forecasts and projections contained herein shall be at the sole discretion and risk of the user. No part of this material may be (i) copied, photocopied or duplicated in any form by any mean or (ii) redistributed without the prior written consent of BIDV Securities Company (BSC).

BSC Headquarters

BIDV Tower, 10th & 11th Floor
35 Hang Voi, Hoan Kiem, Hanoi
Tel: +84 4 3935 2722
Fax: +84 4 2220 0669

Ho Chi Minh City Office

146 Nguyen Cong Tru St, 9th Floor
District 1, HCMC
Tel: +84 8 3821 8885
Fax: +84 8 3821 8510

<http://www.bsc.com.vn>

Bloomberg: BSCV <GO>

