

Tue, August 8, 2017

## Vietnam Daily Review

### Continuing correction trend

#### BSC's Forecast on the stock market

	Negative	Neutral	Positive
Day 09/08/2017		•	
Week 7/8-11/8/2017		•	
Month 08/2017		•	

### Highlights

The market today observed strong fluctuations, right in the morning session, market has two strong rallies over the resistance level of 796.09 points yesterday, reaching peak of 796.62 points, the highest this year; however, then adjusted strongly and closed at 791.57 points. The amplitude of fluctuation was 6.78 points, lower than yesterday trading session. The main stocks group lowered market index included VNM (-0.78 points), CTG (-0.35 points), MBB (-0.22 points), MWG (-0.21 points), and STB (-0.2 points). In the opposite direction, main stocks group supported market included SAB (+0.81 points), VCB (+0.41 points), PLX (+0.26 points), GAS (+0.25 points) and VIC (+0.25 point). Today market cash flow returned to the steel manufacturing, sugarcane, banking sectors and differentiated in oil & gas. Market breadth remained negative status with losers overwhelmed gainers (189 losers/121 gainers). Market cash flow was higher than yesterday with transaction value of VND 3,748 billion. After today trading session, VN Index decreased by 1.41 points, closed at 791.57 points, HNX-Index also decreased 0.12 points, lowered to 102.28 points.

### Market outlook

During today session, market index had not approached the short-term peak level of 800 points. For tomorrow session, selling pressure are certain to be maintained in most sectors and that in turn, caused the market index to correct in the upcoming sessions. The index will also test the 790 supportive levels before approaching the short-term resistance level of 800 points. The market cash flow continued having differentiation among different sectors. BSC recommend investors to observe the market, utilizing the market shaking movement around the supportive level in order to raise the fundamental stocks proportion in one's portfolio at an attractive price level.

## BSC RESEARCH

### Head of Research

Tran Thang Long

longtt@bsc.com.vn

### Macro & Market Team

Bui Nguyen Khoa

khoabn@bsc.com.vn

Do Nam Tung

tungdn@bsc.com.vn

### VN-INDEX 791.57

Value: 3748.2 bil

-1.41 (-0.18%)

Foreigners (net): VND 112.82 bil

### HNX-INDEX 102.28

Value: 601.72 bil

-0.12 (-0.12%)

Foreigners (net): VND 9.66 bil

### UPCOM-INDEX 55.19

Value 120.53 bil

-0.48 (-0.86%)

Foreigners (net): VND 7.29 bil

### Macro indicators

	Value	% Chg
Crude oil	49.7	0.6%
Gold	1,261	0.3%
USDVND	22,731	-0.1%
EURVND	26,908	-0.1%
JPYVND	20,566	0.2%
1-month Interbank rate	1.6%	-
5yr VN Treasury Yield	4.7%	-

Source: Bloomberg, BSC Research

### Content

Market highlights	2
Stock recommendations	3
Market statistics	4

This report must be read with the Disclosure, located at the end of this report.

**Do Nam Tung**

tungnd@bsc.com.vn

## Market highlights

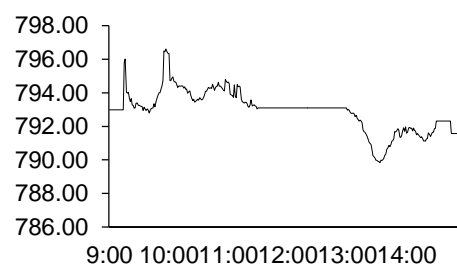
The market today observed strong fluctuations, right in the morning session, market has two strong rallies over the resistance level of 796.09 points yesterday, reaching peak of 796.62 points, the highest this year; however, then adjusted strongly and closed at 791.57 points. The amplitude of fluctuation was 6.78 points, lower than yesterday trading session. The main stocks group lowered market index included VNM (-0.78 points), CTG (-0.35 points), MBB (-0.22 points), MWG (-0.21 points), and STB (-0.2 points). In the opposite direction, main stocks group supported market included SAB (+0.81 points), VCB (+0.41 points), PLX (+0.26 points), GAS (+0.25 points) and VIC (+0.25 point). Today market cash flow returned to the steel manufacturing, sugarcane, banking sectors and differentiated in oil & gas. Market breadth remained negative status with losers overwhelmed gainers (189 losers/121 gainers). Market cash flow was higher than yesterday with transaction value of VND 3,748 billion. After today trading session, VN Index decreased by 1.41 points, closed at 791.57 points, HNX-Index also decreased 0.12 points, lowered to 102.28 points.

Foreigners were net buyers on the HOSE with a net transaction value of VND112.82 billion, including main stocks were PLX (VND 26.8 billion), HPG (VND 20.6 billion) and VCI (VND 17 billion). Foreigners were net buyers with VND 9.66 billion transaction value on the HNX, main stocks were HUT (VND 14.7 billion), VIT (VND 3.17 billion) and DBC (VND 2 billion).

## Market outlook

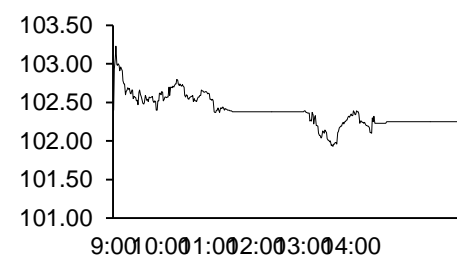
During today session, market index had not approached the short-term peak level of 800 points. For tomorrow session, selling pressure are certain to be maintained in most sectors and that in turn, caused the market index to correct in the upcoming sessions. The index will also test the 790 supportive levels before approaching the short-term resistance level of 800 points. The market cash flow continued having differentiation among different sectors. BSC recommend investors to observe the market, utilizing the market shaking movement around the supportive level in order to raise the fundamental stocks proportion in one's portfolio at an attractive price level.

Exhibit 1

**VN-Index Intraday**


Source: Bloomberg, BSC Research

Exhibit 2

**HNX-Index Intraday**


Source: Bloomberg, BSC Research

Exhibit 3

**Top 5 volume leaders**

Ticker	Volume	Price	% Chg
HQC	13.42	3.31	1.53
OGC	13.25	2.56	6.67
FLC	11.56	7.35	0.68
FIT	7.61	10.30	6.74
ASM	6.56	12.90	-1.53

Source: Bloomberg, BSC Research

Exhibit 4

**Top Foreign trading stocks**

Top mua	Giá trị	Top bán	Giá trị
PLX	26.8	FIT	22.0
HPG	20.5	VNM	12.8
VCI	17.1	SSI	10.1
BID	13.4	MSN	9.6
GAS	12.1	HT1	6.3

Source: Bloomberg, BSC Research

## Stock recommendations

### Short-term portfolio

No.	Ticker	Date	Buy price	Current price	Unrealized gain/ loss	Cutlosses	Target
1	HAG	19/6/2017	9.00	9.08	0.9%	8.4	11.3
2	DGW	26/6/2017	15.50	16.35	5.5%	14.0	18.0
3	BVH	10/7/2017	58.50	57.30	-2.1%	56.0	62.0
4	HNG	17/7/2017	10.35	9.82	-5.1%	9.0	14.0
5	DRI	31/07/2017	12.30	13.90	13.0%	11.7	14.1
6	PVI	8/7/2017	34.20	34.00	-0.6%	32.5	39.3
<b>Average</b>					<b>1.9%</b>		

Source: BSC Research

### CANSLIM portfolio

No.	Ticker	Date	Buy price	Current price	Unrealized gain/ loss	Cutlosses	Target
1	MBB	27/4/2015	13.8	23.3	68.8%	12.8	16.6
2	HPG	28/10/2016	40.8	32.3	-20.8%	36.4	44.9
3	VCS	16/12/2016	130.0	179.8	38.3%	120.9	156.0
4	CSV	24/7/2017	33.1	34.8	5.1%	30.5	39.0
5	CAV	31/07/2017	54.3	53.1	-2.2%	51.8	65.0
6	SBA	31/07/2017	16.0	15.9	-0.9%	14.2	19.0
<b>Average</b>					<b>14.7%</b>		

Source: BSC Research

## Market statistics

### Top 5 leaders on the HSX

Ticker	Price	% Chg	Index pt	Volume
SAB	253.00	1.57	1.02	41220.00
VCB	38.40	0.92	0.51	1.64MLN
VIC	44.90	0.90	0.43	655500.00
PLX	67.50	1.05	0.37	1.35MLN

Ticker	Price	% Chg	Index pt	Volume
VNM	152.00	-1.11	-1.01	1.20MLN
CTG	19.65	-1.50	-0.46	3.34MLN
MBB	23.30	-1.69	-0.28	3.47MLN
MWG	107.00	-2.01	-0.28	401650
SBT	33.85	-6.88	-0.26	545630

### Top 5 gainers on the HSX

Ticker	Price	% Chg	Index pt	Volume
UDC	4.28	7.00	0.00	195390
HID	5.66	6.99	0.01	364200
VOS	2.15	6.97	0.01	645110
BSI	16.90	6.96	0.04	276410
TDG	11.60	6.91	0.00	386310

### Top 5 losers on the HSX

Ticker	Price	% Chg	Index pt	Volume
VNH	0.90	-10.00	0.00	9870
BTT	35.60	-6.32	-0.01	13980
D2D	30.60	-5.26	-0.01	2760
VPS	19.80	-4.81	-0.01	50
VOS	2.10	-4.55	-0.01	10470

Source: Bloomberg, BSC Research

### Top 5 leaders on HNX

Ticker	Price	% Chg	Index pt	Volume
PVR	3.40	9.68	0.07	100
KKC	14.50	5.84	0.07	5800
AAA	24.10	7.11	0.04	1.12MLN
VBC	70.50	5.22	0.04	2400

Ticker	Price	% Chg	Index pt	Volume
SGO	3.80	-2.56	-0.05	206800
TV2	92.10	-0.97	-0.02	1700
NTP	58.80	-0.17	-0.02	6100
PVG	7.70	-1.28	-0.01	26600
NTP	79.00	-4.70	-0.01	800

### Top 5 gainers on the HNX

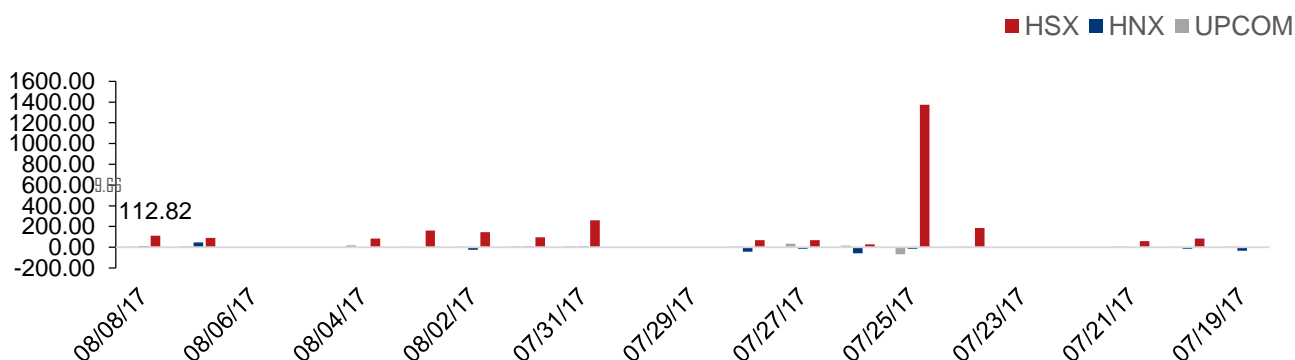
Ticker	Price	% Chg	Index pt	Volume
SIC	12.20	9.91	0.00	2500
TV3	54.40	9.90	0.02	200
PEN	9.00	9.76	0.02	2900
PVR	3.40	9.68	0.07	100
TFC	22.70	9.66	0.01	23900

### Top 5 losers on the HNX

Ticker	Price	% Chg	Index pt	Volume
GMX	21.00	-9.87	-0.01	3200
ONE	9.10	-9.90	0.00	31100
DID	4.60	-9.80	0.00	10100
NHA	9.30	-9.71	-0.01	100
KMT	5.80	-9.38	0.00	500

Exhibit 3

### Foreign transaction



Source: HSX, HNX, BSC Research

## Disclosure

*The information, statements, forecasts and projections contained herein, including any expression of opinion, are based upon sources believed to be reliable but their accuracy completeness or correctness are not guaranteed. Expressions of opinion herein were arrived at after due and careful consideration and they were based upon the best information then known to us, and in our opinion are fair and reasonable in the circumstances prevailing at the time. Expressions of opinion contained herein are subject to change without notice. This document is not, and should not be construed as, an offer or the solicitation of an offer to buy or sell any securities. BSC and other companies in the BSC and/or their officers, directors and employees may have positions and may affect transactions in securities of companies mentioned herein and may also perform or seek to perform investment banking services for these companies. This document is for private circulation only and is not for publication in the press or elsewhere. BSC accepts no liability whatsoever for any direct or consequential loss arising from any use of this or its content. The use of any information, statements forecasts and projections contained herein shall be at the sole discretion and risk of the user. No part of this material may be (i) copied, photocopied or duplicated in any form by any mean or (ii) redistributed without the prior written consent of BIDV Securities Company (BSC).*

**BSC Headquarters**

BIDV Tower, 10th & 11th Floor  
35 Hang Voi, Hoan Kiem, Hanoi  
Tel: +84 4 3935 2722  
Fax: +84 4 2220 0669

**Ho Chi Minh City Office**

146 Nguyen Cong Tru St, 9th Floor  
District 1, HCMC  
Tel: +84 8 3821 8885  
Fax: +84 8 3821 8510

<http://www.bsc.com.vn>

Bloomberg: BSCV <GO>

