

Thu, August 17, 2017

Vietnam Daily Review

Market corrected on wide scale

BSC's Forecast on the stock market

	Negative	Neutral	Positive
Day 18/08/2017		•	
Week 14/8-18/8/2017		•	
Month 08/2017		•	

Highlights

VN-Index had broken the supportive level of 770 point and closed at the point of 768 points. Market fluctuation range was 6.88 points. The main stocks that caused the market to fall including: BID (-0.96 point), GAS (-0.89 point), CTG (- 0.47 point), MBB (- 0.42 point), and HPG (-0.33 point) In contrast, the stocks supporting the market were SAB (+0.98 point), VNM (+0.7 point), MSN (+0.13 point), ROS (+0.09 point), GMD (+0.04 point). The cash flow increased in the Real-estate sector, weakened in sugar cane sector, banking sector, the market element stocks, and most stocks on the market. The market scale during today session remained in a negative state with the downsize stocks dominating the market (219 downsize stocks/ 70 upside stocks). Today market liquidity increased by doubled the number of yesterday matching value which was VND 5,268 billion, in which VPB accounted for VND 2,255 billion. At the of today session, VN-Index decreased by 5.98 points and closed at the level of 767.59 points; HNX-Index increased by 1.25 points, down to 100.49 points.

Market outlook

VN-Index fluctuated in the state of fluctuating below the reference level for most of today session mainly due to influence of individual stocks in VN30 bracket, then adjusted deeply at the end of afternoon session because of correction pressure in banking stocks while SAB was unable to hold the recovery of VN30- Index, which affected the closing price of VN30F1708. Market liquidity increased sharply thanks to strong demand of foreign investors in VPB. If the matching value of VPB is excluded, market liquidity today just rose slightly. BSC believes in upcoming session VN-Index would test the new support level of 765 points and fluctuate in the price range of 765 - 770 points. Investors should be cautious in making new transaction, and beware of market risk due to large-cap stocks' correction pressure.

BSC RESEARCH

Head of Research

Tran Thang Long

longtt@bsc.com.vn

Macro & Market Team

Bui Nguyen Khoa

khoabn@bsc.com.vn

Do Nam Tung

tungdn@bsc.com.vn

VN-INDEX 767.59

Value: 5268.41 bil

-5.98 (-0.77%)

Foreigners (net): VND 1460.3 bil

HNX-INDEX 100.49

Value: 569.67 bil

-1.25 (-1.23%)

Foreigners (net): VND 16.7 bil

UPCOM-INDEX 54.64

Value 89.6 bil

0.11 (0.2%)

Foreigners (net): VND 4 bil

Macro indicators

	Value	% Chg
Crude oil	46.7	-0.3%
Gold	1,285	0.1%
USDVND	22,729	-0.2%
EURVND	26,728	-0.5%
JPYVND	20,641	0.1%
1-month Interbank rate	1.6%	-
5yr VN Treasury Yield	4.7%	-

Source: Bloomberg, BSC Research

Content

Market highlights	2
Stock recommendations	3
Market statistics	4

This report must be read with the Disclosure, located at the end of this report.

Do Nam Tung

tungnd@bsc.com.vn

Market highlights

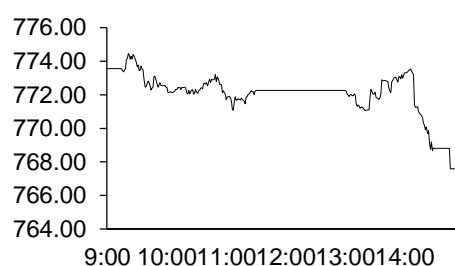
VN-Index had broken the supportive level of 770 point and closed at the point of 768 points. Market fluctuation range was 6.88 points. The main stocks that caused the market to fall including: BID (-0.96 point), GAS (-0.89 point), CTG (-0.47 point), MBB (-0.42 point), and HPG (-0.33 point). In contrast, the stocks supporting the market were SAB (+0.98 point), VNM (+0.7 point), MSN (+0.13 point), ROS (+0.09 point), GMD (+0.04 point). The cash flow increased in the Real-estate sector, weakened in sugar cane sector, banking sector, the market element stocks, and most stocks on the market. The market scale during today session remained in a negative state with the downsize stocks dominating the market (219 downsize stocks/ 70 upside stocks). Today market liquidity increased by doubled the number of yesterday matching value which was VND 5,268 billion, in which VPB accounted for VND 2,255 billion. At the of today session, VN-Index decreased by 5.98 points and closed at the level of 767.59 points; HNX-Index increased by 1.25 points, down to 100.49 points.

In today session, foreign investors had a significant net purchase of VND 1460.29 billion due to VPB (VND 1456.75 billion), DXG (VND 35 billion) and HSG (VND 27 billion). On HNX, they also had a net purchase of VND 16.7 billion composing of SHB (VND 7.98 billion), DNP (VND 5.3 billion) and HUT (VND 2.93 billion). The derivative market also continued its uptrend momentum with a total of 2,384 contracts and 178.83 billion trading value.

Market outlook

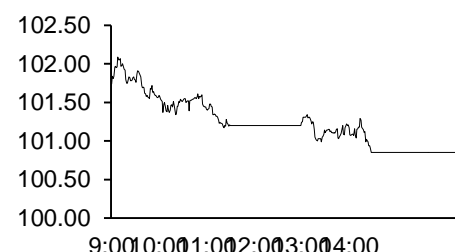
VN-Index fluctuated in the state of fluctuating below the reference level for most of today session mainly due to influence of individual stocks in VN30 bracket, then adjusted deeply at the end of afternoon session because of correction pressure in banking stocks while SAB was unable to hold the recovery of VN30- Index, which affected the closing price of VN30F1708. Market liquidity increased sharply thanks to strong demand of foreign investors in VPB. If the matching value of VPB is excluded, market liquidity today just rose slightly. BSC believes in upcoming session VN-Index would test the new support level of 765 points and fluctuate in the price range of 765 - 770 points. Investors should be cautious in making new transaction, and beware of market risk due to large-cap stocks' correction pressure.

Exhibit 1

VN-Index Intraday


Source: Bloomberg, BSC Research

Exhibit 2

HNX-Index Intraday


Source: Bloomberg, BSC Research

Exhibit 3

Top 5 volume leaders

Ticker	Volume	Price	% Chg
VPB	58.30	39.00	0.00
OGC	8.81	2.64	-1.49
HQC	8.41	3.14	-2.48
DXG	8.08	19.10	-1.55
PVD	6.36	15.20	-2.56

Source: Bloomberg, BSC Research

Exhibit 4

Top Foreign trading stocks

Top mua	Giá trị	Top bán	Giá trị
VPB	1456.8	HSG	28.6
DXG	34.8	SVC	25.8
VCI	27.1	BID	16.2
TDH	24.4	NT2	8.7
VNM	19.4	SSI	7.1

Source: Bloomberg, BSC Research

Stock recommendations

Short-term portfolio

No.	Ticker	Date	Buy price	Current price	Unrealized gain/ loss	Cutlosses	Target
1	HAG	19/6/2017	9.00	8.40	-6.7%	8.4	11.3
2	DGW	26/6/2017	15.50	16.85	8.7%	14.0	18.0
3	BVH	10/7/2017	58.50	56.20	-3.9%	56.0	62.0
4	HNG	17/7/2017	10.35	9.31	-10.0%	9.0	14.0
5	DRI	31/07/2017	12.30	14.20	15.4%	11.7	14.1
6	PVI	8/7/2017	34.20	34.00	-0.6%	32.5	39.3
Average					0.5%		

Source: BSC Research

CANSLIM portfolio

No.	Ticker	Date	Buy price	Current price	Unrealized gain/ loss	Cutlosses	Target
1	MBB	27/4/2015	13.8	22.1	59.8%	12.8	16.6
2	HPG	28/10/2016	40.8	33.7	-17.5%	36.4	44.9
3	VCS	16/12/2016	130.0	180.0	38.5%	120.9	156.0
4	CSV	24/7/2017	33.1	34.0	2.7%	30.5	39.0
5	CAV	31/07/2017	54.3	52.6	-3.1%	51.8	65.0
6	SBA	31/07/2017	16.0	15.6	-2.5%	14.2	19.0
Average					13.0%		

Source: BSC Research

Market statistics

Top 5 leaders on the HSX

Ticker	Price	% Chg	Index pt	Volume
SAB	253.00	1.65	1.04	85640.00
VNM	148.80	0.88	0.75	842250.00
MSN	44.90	0.67	0.14	1.18MLN
ROS	93.00	0.54	0.09	2.20MLN

Ticker	Price	% Chg	Index pt	Volume
BID	19.20	-4.00	-1.08	5.64MLN
GAS	61.00	-2.09	-0.98	169350
CTG	18.55	-1.85	-0.51	1.66MLN
MBB	22.05	-3.08	-0.47	3.71MLN
EIB	11.30	-6.61	-0.39	1.01MLN

Top 5 gainers on the HSX

Ticker	Price	% Chg	Index pt	Volume
VDP	38.80	6.89	0.01	20000
SII	22.05	6.78	0.04	830
COM	55.20	6.77	0.02	6610
RIC	8.37	6.76	0.01	820
TMP	35.00	6.71	0.06	1710

Top 5 losers on the HSX

Ticker	Price	% Chg	Index pt	Volume
VNH	0.90	-10.00	0.00	9870
BTT	35.60	-6.32	-0.01	13980
D2D	30.60	-5.26	-0.01	2760
VPS	19.80	-4.81	-0.01	50
VOS	2.10	-4.55	-0.01	10470

Source: Bloomberg, BSC Research

Top 5 leaders on HNX

Ticker	Price	% Chg	Index pt	Volume
PVR	3.40	9.68	0.07	100
KKC	14.50	5.84	0.07	5800
AAA	24.10	7.11	0.04	1.12MLN
VBC	70.50	5.22	0.04	2400

Ticker	Price	% Chg	Index pt	Volume
SGO	3.80	-2.56	-0.05	206800
TV2	92.10	-0.97	-0.02	1700
NTP	58.80	-0.17	-0.02	6100
PVG	7.70	-1.28	-0.01	26600
NTP	79.00	-4.70	-0.01	800

Top 5 gainers on the HNX

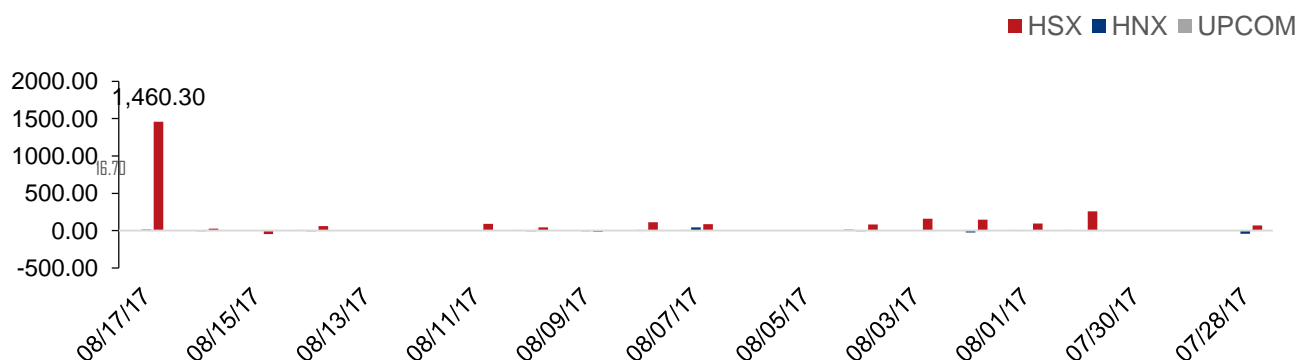
Ticker	Price	% Chg	Index pt	Volume
SIC	12.20	9.91	0.00	2500
TV3	54.40	9.90	0.02	200
PEN	9.00	9.76	0.02	2900
PVR	3.40	9.68	0.07	100
TFC	22.70	9.66	0.01	23900

Top 5 losers on the HNX

Ticker	Price	% Chg	Index pt	Volume
GMX	21.00	-9.87	-0.01	3200
ONE	9.10	-9.90	0.00	31100
DID	4.60	-9.80	0.00	10100
NHA	9.30	-9.71	-0.01	100
KMT	5.80	-9.38	0.00	500

Exhibit 3

Foreign transaction



Source: HSX, HNX, BSC Research

Disclosure

The information, statements, forecasts and projections contained herein, including any expression of opinion, are based upon sources believed to be reliable but their accuracy completeness or correctness are not guaranteed. Expressions of opinion herein were arrived at after due and careful consideration and they were based upon the best information then known to us, and in our opinion are fair and reasonable in the circumstances prevailing at the time. Expressions of opinion contained herein are subject to change without notice. This document is not, and should not be construed as, an offer or the solicitation of an offer to buy or sell any securities. BSC and other companies in the BSC and/or their officers, directors and employees may have positions and may affect transactions in securities of companies mentioned herein and may also perform or seek to perform investment banking services for these companies. This document is for private circulation only and is not for publication in the press or elsewhere. BSC accepts no liability whatsoever for any direct or consequential loss arising from any use of this or its content. The use of any information, statements forecasts and projections contained herein shall be at the sole discretion and risk of the user. No part of this material may be (i) copied, photocopied or duplicated in any form by any mean or (ii) redistributed without the prior written consent of BIDV Securities Company (BSC).

BSC Headquarters

BIDV Tower, 10th & 11th Floor
35 Hang Voi, Hoan Kiem, Hanoi
Tel: +84 4 3935 2722
Fax: +84 4 2220 0669

Ho Chi Minh City Office

146 Nguyen Cong Tru St, 9th Floor
District 1, HCMC
Tel: +84 8 3821 8885
Fax: +84 8 3821 8510

<http://www.bsc.com.vn>

Bloomberg: BSCV <GO>

