

Wed, September 13, 2017

Vietnam Daily Review

Green dominating

BSC's Forecast on the stock market

	Negative	Neutral	Positive
Day 14/09/2017		•	
Week 11/9-15/9/2017		•	
Month 09/2017		•	

Highlights

- VN-Index today opened quite successfully as the market rallied continuously in the morning, however, there were some corrections in the afternoon
- The biggest gainers included HPG (+0.7 points), PLX (+0.43 points), GAS (+0.36 points), MSN (+0.32 points) and MWG (+0.24 points).
- The biggest losers included VIC (-0.95 points), SAB (-0.72 points), NVL (-0.15 points), SBT (-0.07 points).
- Today's cash flow tended to weaken in the banking, securities and real estate sectors and spread over into a number of sectors especially Oil and Gas, Steel, Sea logistic, Fertilizer, Construction.
- The market liquidity continued to increase with the matching value of VND 3,561.9 billion. Today trading range was 3.99 points.
- Market breadth was positive with 175 gainers/ 99 losers.
- At the end of today trading session, VN-Index gained 2.84 points (0.36%), closed at 802.78 points, and HNX also increased 0.71 points (0.68%) to 104.43 points.

Market outlook

Today's market witnessed a fighting of blue chip stocks as the efforts to increase the index of HPG, PLX, GAS, and MSN were pulled down by VIC and SAB. However, speculative stocks today also had a good performance with the dominant of green, bringing many positive aspects. Increasing in market liquidity will also be a psychological support for investors. Investors should consider and make use of the upcoming ETF structure to continue to participate in the fundamental stocks and prospective market segments that are at attractive support prices with improved cash flows and rally in price.

BSC RESEARCH

Head of Research

Tran Thang Long

longtt@bsc.com.vn

Macro & Market Team

Bui Nguyen Khoa

khoabn@bsc.com.vn

Do Nam Tung

tungdn@bsc.com.vn

VN-INDEX **802.78**
Value: 3561.86 bil **2.84 (0.36%)**
Foreigners (net): -VND 25.5 bil

HNX-INDEX **104.43**
Value: 420.52 bil **0.71 (0.68%)**
Foreigners (net): -VND 4.98 bil

UPCOM-INDEX **54.51**
Value 115.7 bil **0.06 (0.11%)**
Foreigners (net): VND 5.68 bil

Macro indicators

	Value	% Chg
Crude oil	48.5	0.6%
Gold	1,332	0.0%
USDVND	22,725	0.0%
EURVND	27,344	0.1%
JPYVND	20,636	0.0%
1-month Interbank rate	1.7%	-
5yr VN Treasury Yield	4.7%	-

Source: Bloomberg, BSC Research

Content

Market highlights	2
Stock recommendations	3
Market statistics	4

This report must be read with the Disclosure, located at the end of this report.

Do Nam Tung

tungnd@bsc.com.vn

Market highlights

VN-Index today opened quite successfully as the market rallied continuously in the morning, however, there were some corrections in the afternoon making VN-Index only to increase slightly at the end of the day. The biggest gainers included HPG (+0.7 points), PLX (+0.43 points), GAS (+0.36 points), MSN (+0.32 points) and MWG (+0.24 points). Meanwhile, the biggest losers included VIC (-0.95 points), SAB (-0.72 points), NVL (-0.15 points), SBT (-0.07 points). Today's cash flow tended to weaken in the banking, securities and real estate sectors and spread over into a number of sectors especially Oil and Gas, Steel, Sea logistic, Fertilizer, Construction. The market liquidity continued to increase with the order matching value of VND 3,561.9 billion. Today trading range was 3.99 points. Market breadth was positive with 175 gainers/ 99 losers. At the end of today trading session, VN-Index gained 2.84 points (0.36%), closed at 802.78 points, and HNX also increased 0.71 points (0.68%) to 104.43 points.

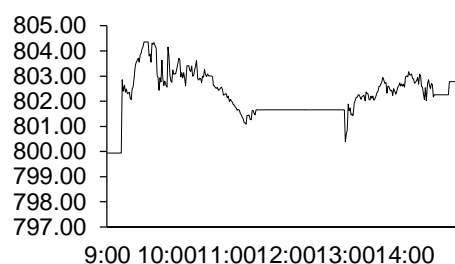
Foreigners today continued to net sold VND25.5 billion mostly VCB (VND 38.8 bil), HPG (VND 29.5 bil), VIC (VND 25.7 bil), VNM (VND16.7bil). In addition, they net sold 4.98 billion on the HNX, mostly PVS (VND 16.3 bil) and TNG (VND 2.4 bil). The derivative market today closed with a total of 7,375 contracts, and a total market value reaching VND 572.7 billion.

Market outlook

Today's market witnessed a fighting of blue chip stocks as the efforts to increase the index of HPG, PLX, GAS, and MSN were pulled down by VIC and SAB. However, speculative stocks today also had a good performance with the dominant of green, bringing many positive aspects. Increasing in market liquidity will also be a psychological support for investors. Investors should consider and make use of the upcoming ETF structure to continue to participate in the fundamental stocks and prospective market segments that are at attractive support prices with improved cash flows and rally in price.

Exhibit 1

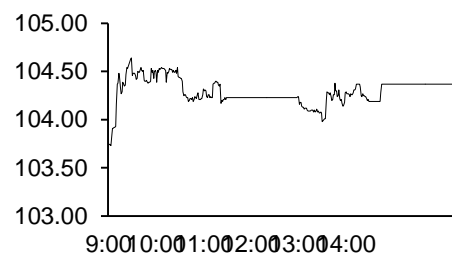
VN-Index Intraday



Source: Bloomberg, BSC Research

Exhibit 2

HNX-Index Intraday



Source: Bloomberg, BSC Research

Exhibit 3

Top 5 volume leaders

Ticker	Volume	Price	% Chg
FLC	7.50	7.51	1.49
ASM	7.32	12.50	3.31
SCR	7.00	11.70	4.00
HPG	6.55	36.90	4.09
HAI	5.14	10.35	1.47

Source: Bloomberg, BSC Research

Exhibit 4

Top Foreign trading stocks

Top mua	Giá trị	Top bán	Giá trị
HPG	52.5	NVL	38.9
PLX	45.6	ROS	23.5
VCI	24.9	VNM	19.5
CTD	13.9	VIC	17.7
PHR	6.7	BMP	17.6

Source: Bloomberg, BSC Research

Stock recommendations

Short-term portfolio

No.	Ticker	Date	Buy price	Current price	Unrealized gain/ loss	Cutlosses	Target
1	HNG	17/7/2017	10.35	9.05	-12.6%	9.0	14.0
2	PVI	8/7/2017	34.20	34.70	1.5%	32.5	39.3
3	LSS	21/8/2017	13.20	11.60	-12.1%	12.5	15.2
4	SMC	28/8/2017	22.50	24.10	7.1%	20.0	26.0
5	SSI	9/3/2017	25.20	25.05	-0.6%	23.9	27.7
6	DRH	9/11/2017	25.40	24.70	-2.8%	24.1	27.9
Average					-3.2%		

Source: BSC Research

CANSLIM portfolio

No.	Ticker	Date	Buy price	Current price	Unrealized gain/ loss	Cutlosses	Target
1	MBB	27/4/2015	13.8	23.0	66.7%	12.8	16.6
2	HPG	28/10/2016	40.8	36.9	-9.6%	36.4	44.9
3	VCS	16/12/2016	130.0	206.0	58.5%	120.9	156.0
4	CSV	24/7/2017	33.1	35.0	5.7%	30.5	39.0
5	CAV	31/07/2017	54.3	54.0	-0.6%	51.8	65.0
6	SBA	31/07/2017	16.0	15.6	-2.8%	14.2	19.0
Average					19.7%		

Source: BSC Research

Market statistics

Top 5 leaders on the HSX

Ticker	Price	% Chg	Index pt	Volume
HPG	36.90	4.09	0.86	6.55MLN
PLX	68.70	1.78	0.61	3.16MLN
GAS	66.60	0.91	0.45	429900.00
MSN	56.00	1.63	0.41	656550.00

Ticker	Price	% Chg	Index pt	Volume
VIC	48.10	-2.43	-1.24	1.01MLN
SAB	277.30	-1.32	-0.93	27920
NVL	60.00	-1.32	-0.19	2.13MLN
QCG	19.70	-3.90	-0.09	739980
TLG	97.10	-3.77	-0.07	4620

Top 5 gainers on the HSX

Ticker	Price	% Chg	Index pt	Volume
VID	9.33	7.00	0.01	317990
QBS	9.95	6.99	0.02	1.68MLN
CLC	73.50	6.99	0.03	16340
BMP	75.70	6.92	0.16	1.05MLN
VRC	23.20	6.91	0.01	53930

Top 5 losers on the HSX

Ticker	Price	% Chg	Index pt	Volume
VNH	0.90	-10.00	0.00	9870
BTT	35.60	-6.32	-0.01	13980
D2D	30.60	-5.26	-0.01	2760
VPS	19.80	-4.81	-0.01	50
VOS	2.10	-4.55	-0.01	10470

Source: Bloomberg, BSC Research

Top 5 leaders on HNX

Ticker	Price	% Chg	Index pt	Volume
PVR	3.40	9.68	0.07	100
KKC	14.50	5.84	0.07	5800
AAA	24.10	7.11	0.04	1.12MLN
VBC	70.50	5.22	0.04	2400

Ticker	Price	% Chg	Index pt	Volume
SGO	3.80	-2.56	-0.05	206800
TV2	92.10	-0.97	-0.02	1700
NTP	58.80	-0.17	-0.02	6100
PVG	7.70	-1.28	-0.01	26600
NTP	79.00	-4.70	-0.01	800

Top 5 gainers on the HNX

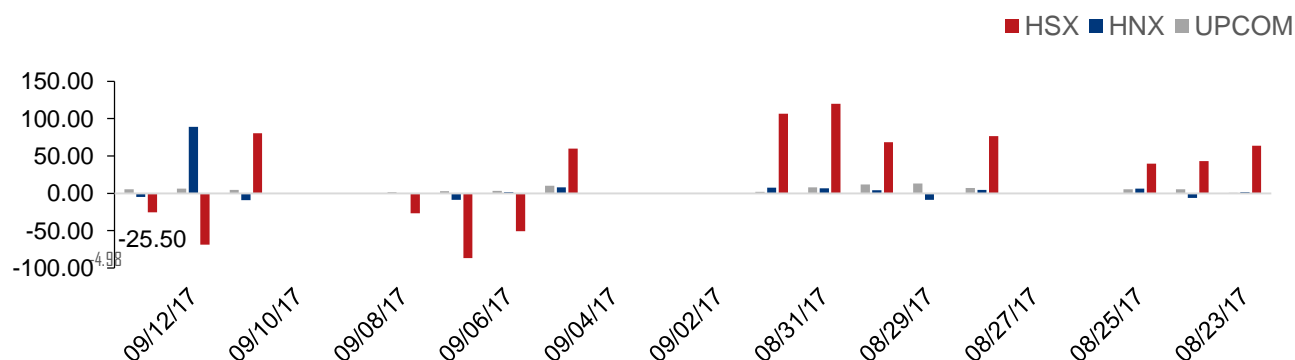
Ticker	Price	% Chg	Index pt	Volume
SIC	12.20	9.91	0.00	2500
TV3	54.40	9.90	0.02	200
PEN	9.00	9.76	0.02	2900
PVR	3.40	9.68	0.07	100
TFC	22.70	9.66	0.01	23900

Top 5 losers on the HNX

Ticker	Price	% Chg	Index pt	Volume
GMX	21.00	-9.87	-0.01	3200
ONE	9.10	-9.90	0.00	31100
DID	4.60	-9.80	0.00	10100
NHA	9.30	-9.71	-0.01	100
KMT	5.80	-9.38	0.00	500

Exhibit 3

Foreign transaction



Source: HSX, HNX, BSC Research

Disclosure

The information, statements, forecasts and projections contained herein, including any expression of opinion, are based upon sources believed to be reliable but their accuracy completeness or correctness are not guaranteed. Expressions of opinion herein were arrived at after due and careful consideration and they were based upon the best information then known to us, and in our opinion are fair and reasonable in the circumstances prevailing at the time. Expressions of opinion contained herein are subject to change without notice. This document is not, and should not be construed as, an offer or the solicitation of an offer to buy or sell any securities. BSC and other companies in the BSC and/or their officers, directors and employees may have positions and may affect transactions in securities of companies mentioned herein and may also perform or seek to perform investment banking services for these companies. This document is for private circulation only and is not for publication in the press or elsewhere. BSC accepts no liability whatsoever for any direct or consequential loss arising from any use of this or its content. The use of any information, statements forecasts and projections contained herein shall be at the sole discretion and risk of the user. No part of this material may be (i) copied, photocopied or duplicated in any form by any mean or (ii) redistributed without the prior written consent of BIDV Securities Company (BSC).

BSC Headquarters

BIDV Tower, 10th & 11th Floor
35 Hang Voi, Hoan Kiem, Hanoi
Tel: +84 4 3935 2722
Fax: +84 4 2220 0669

Ho Chi Minh City Office

146 Nguyen Cong Tru St, 9th Floor
District 1, HCMC
Tel: +84 8 3821 8885
Fax: +84 8 3821 8510

<http://www.bsc.com.vn>

Bloomberg: BSCV <GO>

