

Tue, October 3, 2017

Vietnam Daily Review

Recovered

BSC's Forecast on the stock market

	Negative	Neutral	Positive
Day 5/10/2017		•	
Week 2/10-6/10/2017		•	
Month 10/2017		•	

Highlights

- After several correction sessions, the market today rallied with the support of large-cap stocks group, although there was a slight correction in the afternoon session, the index had quickly rallied again.
- The biggest gainers were VCB (+1.36 points), VIC (+0.73 points), SAB (+0.71 points), CTG (+0.46 points) and GAS (+0.41 points).
- The biggest losers were LGC (-0.09), BHN (-0.07 points), VPB (-0.05 points), PAN (-0.03 points) and BMP (-0.03 points).
- Contrary to yesterday's session, the market was covered by green color when the cash flow returned, especially to banking stocks. In addition, sectors such as securities, real estate, steel, aviation also made a positive contribution.
- Although tally increased significantly, the trading value of HSX was quite low at VND 2,213.6 billion. The daily trading range was 8.66 points. The market breadth was positive today with 169 gainers / 92 losers.
- At the end of today session, the VN Index had a rally by 7.66 points to close at 805.66 points. HNX also gained 0.9 points to 107.43.

Market outlook

The market today has a tendency to rally in general, but the biggest contributors were large cap stocks in VN30 (only 4 stocks down and 4 stocks unchanged). After a long losing streak of liquidity and a loss of support level of 800 points, the market demand seems to have returned to the large cap which rallied in term of tally, indirectly reducing the oversupply pressure of the market, the cash flow came back slightly on wide scale. With this gaining session, the market index came back level of 800 points, however, the market liquidity was still very low compared to the recovery session today. Investors should be cautious to the market trend as the rally today may be just a short-term recovery session while the cash flow remains weak and unhealthy.

BSC RESEARCH

Head of Research

Tran Thang Long

longtt@bsc.com.vn

Macro & Market Team

Bui Nguyen Khoa

khoabn@bsc.com.vn

Do Nam Tung

tungdn@bsc.com.vn

VN-INDEX **805.66**
Value: 2911.4 bil **7.66 (0.96%)**
Foreigners (net): VND 48.58 bil

HNX-INDEX **107.43**
Value: 389.28 bil **0.9 (0.84%)**
Foreigners (net): -VND 1.8 bil

UPCOM-INDEX **53.88**
Value 136.85 bil **-0.02 (-0.04%)**
Foreigners (net): VND 9.85 bil

Macro indicators

	Value	% Chg
Crude oil	50.5	-0.3%
Gold	1,270	-0.1%
USDVND	22,728	0.0%
EURVND	26,741	-0.2%
JPYVND	20,098	-0.3%
1-month Interbank rate	1.7%	-
5yr VN Treasury Yield	4.8%	-

Source: Bloomberg, BSC Research

Content

Market highlights	2
Stock recommendations	3
Market statistics	4

This report must be read with the Disclosure, located at the end of this report.

Do Nam Tung

tungnd@bsc.com.vn

Market highlights

After several corrections, the market today had a rally session with the support of the group of stocks such as VCB, VIC, VNM, SAB, HPG. The general trend of the market was quite prospective when the VN-Index came back 800 points, although there was a slight correction in the afternoon but the index had quickly rallied again. The biggest gainers included VCB (+1.36 points), VIC (+0.73 points), SAB (+0.71 points), CTG (+0.46 points) and GAS (+0.41 points). Meanwhile, the biggest losers were LGC (-0.09 points), BHN (-0.07 points), VPB (-0.05 points), PAN (-0.03 points) and BMP (-0.03 points). Contrary to yesterday's session, the market was covered by green color when the cash flow returned, especially banking sectors. Bank stocks were advancers and VCB was the leader, contributed 1.36 points to the VN-Index, followed by MBB, CTG and BID. In addition, industry sectors such as securities, real estate, steel and aviation have made positive contributions to the market. In addition, the positive sentiments from large cap stocks also spread to speculative stocks such as FIT, FLC, KLF, HAI. Despite the information of global price drop, oil and gas stocks performed well, increased together with the general trend of the market. However, the trading value of VN-Index was quite low at VND 2,213.6 billion. The daily trading range was 8.66 points. The market breadth was positive today with 169 advancers / 92 decliners. At the end of today trading session, VN-Index gained 7.66 points (0.96%), closed at 805.66 points. HNX also gained 0.9 points (0.82%) to 107.43 points.

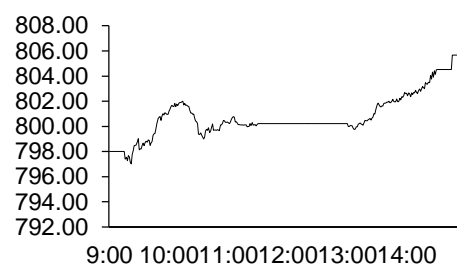
Foreign investors today were net buyers of VND 48.58 billion on HOSE, focusing on HPG (VND 23.5 billion), VIC (VND 19.6 billion) and VCB (VND 17.2 billion). In addition, they continued to net sold VND 1.8 billion on the HNX and concentrated in NTP (VND 2.2 billion). The derivatives market today closed with a total of 8,126 contracts, the total trading value reached VND 639.1 billion.

Market outlook

The market today has a tendency to rally in general, but the biggest contributors were large cap stocks in VN30 (only 4 stocks down and 4 stocks unchanged). After a long losing streak of liquidity and a loss of support level of 800 points, the market demand seems to have returned to the large cap which rallied in term of tally, indirectly reducing the oversupply pressure of the market, the cash flow came back slightly on wide scale. With this gaining session, the market index came back level of 800 points, however, the market liquidity was still very low compared to the recovery session today. Investors should be cautious to the market trend as the rally today may be just a short-term recovery session while the cash flow remains weak and unhealthy.

Exhibit 1

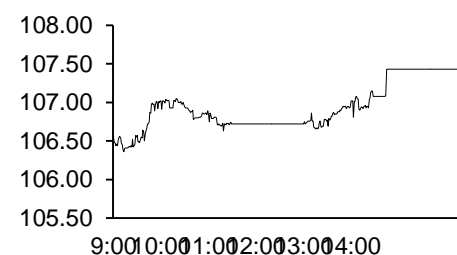
VN-Index Intraday



Source: Bloomberg, BSC Research

Exhibit 2

HNX-Index Intraday



Source: Bloomberg, BSC Research

Exhibit 3

Top 5 volume leaders

Ticker	Volume	Price	% Chg
FLC	13.05	7.20	-0.83
FIT	11.16	7.80	-5.57
HQC	8.87	3.14	-2.48
LDG	5.79	14.20	-5.33
DXG	5.19	19.75	-2.23

Source: Bloomberg, BSC Research

Exhibit 4

Top Foreign trading stocks

Top mua	Giá trị	Top bán	Giá trị
VIC	32.3 CTD		12.9
DCM	9.8 NKG		10.5
DPM	6.0 VNM		10.2
VCB	5.4 SBT		10.1
CII	5.1 HSG		9.5

Source: Bloomberg, BSC Research

Market statistics

Top 5 leaders on the HSX

Ticker	Price	% Chg	Index pt	Volume
BID	19.85	0.76	0.20	2.75MLN
ROS	108.50	0.65	0.13	1.78MLN
BVH	53.90	0.75	0.11	221400.00
VIC	51.10	0.20	0.11	2.94MLN

Ticker	Price	% Chg	Index pt	Volume
PLX	60.20	-2.90	-0.92	459660
GAS	68.80	-1.01	-0.53	267850
VJC	104.40	-2.97	-0.41	483790
VNM	147.90	-0.40	-0.35	634960
SAB	256.80	-0.47	-0.31	7330

Top 5 gainers on the HSX

Ticker	Price	% Chg	Index pt	Volume
KPF	5.53	6.96	0.00	71120
EMC	20.75	6.96	0.01	2710
SII	20.95	6.89	0.04	1070
HAR	12.45	6.87	0.03	663740
RIC	8.10	6.86	0.01	70

Top 5 losers on the HSX

Ticker	Price	% Chg	Index pt	Volume
VNH	0.90	-10.00	0.00	9870
BTT	35.60	-6.32	-0.01	13980
D2D	30.60	-5.26	-0.01	2760
VPS	19.80	-4.81	-0.01	50
VOS	2.10	-4.55	-0.01	10470

Source: Bloomberg, BSC Research

Top 5 leaders on HNX

Ticker	Price	% Chg	Index pt	Volume
PVR	3.40	9.68	0.07	100
KKC	14.50	5.84	0.07	5800
AAA	24.10	7.11	0.04	1.12MLN
VBC	70.50	5.22	0.04	2400

Ticker	Price	% Chg	Index pt	Volume
SGO	3.80	-2.56	-0.05	206800
TV2	92.10	-0.97	-0.02	1700
NTP	58.80	-0.17	-0.02	6100
PVG	7.70	-1.28	-0.01	26600
NTP	79.00	-4.70	-0.01	800

Top 5 gainers on the HNX

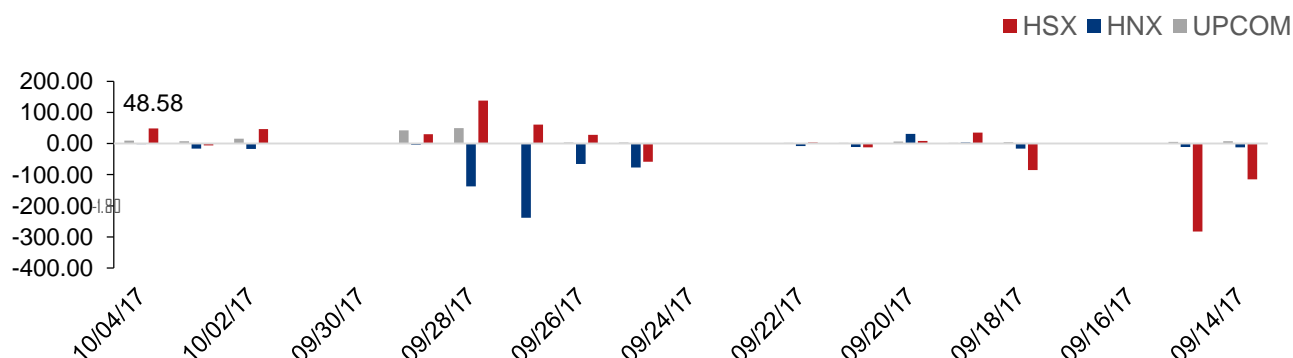
Ticker	Price	% Chg	Index pt	Volume
SIC	12.20	9.91	0.00	2500
TV3	54.40	9.90	0.02	200
PEN	9.00	9.76	0.02	2900
PVR	3.40	9.68	0.07	100
TFC	22.70	9.66	0.01	23900

Top 5 losers on the HNX

Ticker	Price	% Chg	Index pt	Volume
GMX	21.00	-9.87	-0.01	3200
ONE	9.10	-9.90	0.00	31100
DID	4.60	-9.80	0.00	10100
NHA	9.30	-9.71	-0.01	100
KMT	5.80	-9.38	0.00	500

Exhibit 3

Foreign transaction



Source: HSX, HNX, BSC Research

Stock recommendations

Short-term portfolio

No.	Ticker	Date	Buy price	Current price	Unrealized gain/ loss	Cutlosses	Target
1	HNG	17/7/2017	10.35	9.40	-9.2%	9.0	14.0
2	PVI	8/7/2017	32.60	32.20	-1.2%	32.5	39.3
3	SMC	28/8/2017	22.50	22.25	-1.1%	20.0	26.0
4	SSI	9/3/2017	25.20	24.90	-1.2%	23.9	27.7
5	DRH	9/11/2017	25.40	23.00	-9.4%	24.1	27.9
6	FPT	29/09/2017	48.75	47.85	-1.8%	46.2	55.0
Average					-4.0%		

Source: BSC Research

CANSLIM portfolio

No.	Ticker	Date	Buy price	Current price	Unrealized gain/ loss	Cutlosses	Target
1	MBB	27/4/2015	13.8	21.6	56.2%	12.8	16.6
2	HPG	28/10/2016	25.5	38.8	52.2%	36.4	44.9
3	VCS	16/12/2016	130.0	202.0	55.4%	120.9	156.0
4	CSV	24/7/2017	33.1	35.8	8.2%	30.5	39.0
5	CAV	31/07/2017	54.3	55.2	1.7%	51.8	65.0
6	SBA	31/07/2017	16.0	15.8	-1.3%	14.2	19.0
7	HCM	18/09/2017	41.9	40.2	-4.1%	38.0	48.0
Average					24.0%		

Source: BSC Research

Disclosure

The information, statements, forecasts and projections contained herein, including any expression of opinion, are based upon sources believed to be reliable but their accuracy completeness or correctness are not guaranteed. Expressions of opinion herein were arrived at after due and careful consideration and they were based upon the best information then known to us, and in our opinion are fair and reasonable in the circumstances prevailing at the time. Expressions of opinion contained herein are subject to change without notice. This document is not, and should not be construed as, an offer or the solicitation of an offer to buy or sell any securities. BSC and other companies in the BSC and/or their officers, directors and employees may have positions and may affect transactions in securities of companies mentioned herein and may also perform or seek to perform investment banking services for these companies. This document is for private circulation only and is not for publication in the press or elsewhere. BSC accepts no liability whatsoever for any direct or consequential loss arising from any use of this or its content. The use of any information, statements forecasts and projections contained herein shall be at the sole discretion and risk of the user. No part of this material may be (i) copied, photocopied or duplicated in any form by any mean or (ii) redistributed without the prior written consent of BIDV Securities Company (BSC).

BSC Headquarters

BIDV Tower, 10th & 11th Floor
35 Hang Voi, Hoan Kiem, Hanoi
Tel: +84 4 3935 2722
Fax: +84 4 2220 0669

Ho Chi Minh City Office

146 Nguyen Cong Tru St, 9th Floor
District 1, HCMC
Tel: +84 8 3821 8885
Fax: +84 8 3821 8510

<http://www.bsc.com.vn>

Bloomberg: BSCV <GO>

