

Thu, October 5, 2017

Vietnam Daily Review

Market shaken

BSC's Forecast on the stock market

	Negative	Neutral	Positive
Day 6/10/2017		•	
Week 2/10-6/10/2017		•	
Month 10/2017		•	

Highlights

- The market index today experienced fluctuations with the VN-Index surpassed 810 points but quickly headed back below the reference level.
- The biggest gainers were MSN (+0.99 points), VIC (+0.57 points), PLX (+0.36 points), VNM (+0.22 points) and ROS (+0.12 points).
- The biggest losers were GAS (-0.86 points), BHN (-0.61 points), HPG (-0.38 points), MBB (-0.16 points) and BID (- 0.16 points).
- Today's session witnessed the fluctuation of large cap stocks, but the banking sector showed signs of weakening, following by steel, oil and gas stock.
- The trading value of the VN-Index was at the modest level of VND 2,989 billion. The trading range was 5.32 points. The market breadth today was 128 advancers / 141 decliners.
- At the end of today trading session, VN-Index downed 0.43 points to 805.23 points. HNX also dropped 0.47 points to 106.96 points.

Market outlook

The ascending session yesterday was more or less affected when the VN-Index rose at the opening but not sustainable because the cash flow was conservative. The general sentiment of investors was still cautious when liquidity continued to hold in the modest level and quickly took profit when stocks gained short term and focused on speculative stocks. Maintaining the point of view in the previous sessions, BSC recommended that investors should be cautious with trading activities following short-term cash flow when the market liquidity is not really strong, the market index is still contributed mainly from large capitalization stocks and not fully represented the market trend. In terms of tally, the resistance level of 810 is just a short-term test for the market index. Investors are also restricted in opening new positions when the market index tests short-term support level of 800 in the upcoming sessions.

BSC RESEARCH

Head of Research

Tran Thang Long

longtt@bsc.com.vn

Macro & Market Team

Bui Nguyen Khoa

khoabn@bsc.com.vn

Do Nam Tung

tungdn@bsc.com.vn

VN-INDEX 805.23

Value: 2216.21 bil

-0.43 (-0.05%)

Foreigners (net): -VND 279.27 bil

HNX-INDEX 106.96

Value: 545.54 bil

-0.47 (-0.44%)

Foreigners (net): -VND 17.31 bil

UPCOM-INDEX 54.01

Value 241.37 bil

0.13 (0.24%)

Foreigners (net): VND 33.87 bil

Macro indicators

	Value	% Chg
Crude oil	50.2	0.4%
Gold	1,278	0.3%
USDVND	22,727	0.0%
EURVND	26,817	-0.1%
JPYVND	20,202	0.2%
1-month Interbank rate	1.6%	-
5yr VN Treasury Yield	4.2%	-

Source: Bloomberg, BSC Research

Content

Market highlights	2
Stock recommendations	3
Market statistics	4

This report must be read with the Disclosure, located at the end of this report.

Do Nam Tung

tungnd@bsc.com.vn

Market highlights

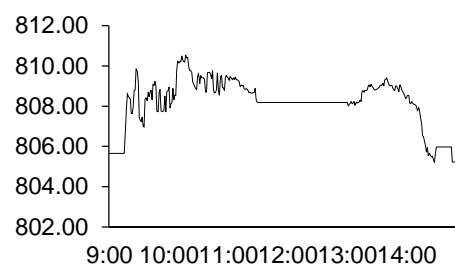
Today's market index had some fluctuations and the VN-Index surpassed 810 points and quickly headed back due to the selling pressure at the end of the session, drag the index downward to the reference level. The biggest gainers were MSN (+0.99), VIC (+0.57 points), PLX (+0.36 points), VNM (+0.22 points) and ROS (+0.12 points). Meanwhile, the biggest losers were GAS (-0.86 points), BHN (-0.61 points), HPG (-0.38 points), MBB (-0.16 points) and BID (-0.16 points). Today's trading session witnessed the fluctuation of large cap stocks. However, profit-taking pressure at the end of the session dragged the market down, especially VCB which rallied in the morning sessions but declined in the afternoon session to below the reference price with high trading value. After yesterday's bullish trading session, the banking sector showed weakening signals, along with steel, oil & gas and differentiated in real estate sectors. On the other hand, yesterday's rally also led investors' attention to speculative stocks, helped this group to advance. The trading value of the HSX was only at the modest level of VND 2,989 billion. The trading range was 5.32 points. The market breadth was negative today with 128 advancers / 141 decliners. At the end of today trading session, VN-Index downed 0.43 points (0.05%), closed at 805.23 points, HNX also downed 0.47 points (0.44%) to 106.96 points.

Foreign investors today became net sellers with VND 297.3 billion on HOSE focused on CII (VND 236.8 billion), GAS (VND 21.6 billion) and VCB (VND 16.9 billion). In addition, they continued to net sold VND 17.3 billion on HNX concentrated in PVS (VND 15.8 billion). The derivatives market today closed with a total of 10,308 contracts, the total derivatives trading value reached VND 818.6 billion.

Market outlook

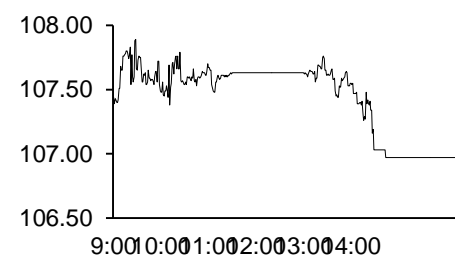
The ascending session yesterday was more or less affected when the VN-Index rose at the opening but not sustainable because the cash flow was conservative. The general sentiment of investors was still cautious when liquidity continued to hold in the modest level and quickly took profit when stocks gained short term and focused on speculative stocks. Maintaining the point of view in the previous sessions, BSC recommended that investors should be cautious with trading activities following short-term cash flow when the market liquidity is not really strong, the market index is still contributed mainly from large capitalization stocks and not fully represented the market trend. In terms of tally, the resistance level of 810 is just a short-term test for the market index. Investors are also restricted in opening new positions when the market index tests short-term support level of 800 in the upcoming sessions.

Exhibit 1

VN-Index Intraday


Source: Bloomberg, BSC Research

Exhibit 2

HNX-Index Intraday


Source: Bloomberg, BSC Research

Exhibit 3

Top 5 volume leaders

Ticker	Volume	Price	% Chg
OGC	8.47	2.11	-4.09
FIT	7.40	8.40	0.72
FLC	7.35	7.39	0.14
CII	6.68	32.30	3.53
VCB	5.67	38.70	-0.26

Source: Bloomberg, BSC Research

Exhibit 4

Top Foreign trading stocks

Top mua	Giá trị	Top bán	Giá trị
SBT	12.3	CII	236.8
VNM	6.3	GASS	21.6
SCR	5.7	VJC	15.8
BMP	4.3	KBC	10.7
HT1	3.1	SSI	10.2

Source: Bloomberg, BSC Research

Market statistics

Top 5 leaders on the HSX

Ticker	Price	% Chg	Index pt	Volume
#N/A	57.70	4.91	1.24	586070.00
VIC	52.70	1.35	0.73	1.64MLN
PLX	61.40	1.66	0.51	254450.00
VNM	149.00	0.34	0.29	465810.00

Ticker	Price	% Chg	Index pt	Volume
#N/A	68.00	-2.16	-1.14	864180
BHN	123.70	-6.99	-0.85	22710
HPG	38.80	-2.14	-0.51	5.34MLN
MBB	22.10	-1.34	-0.20	4.22MLN
BID	19.90	-0.75	-0.20	1.26MLN

Top 5 gainers on the HSX

Ticker	Price	% Chg	Index pt	Volume
#N/A	22.20	6.99	0.01	1000
TIX	40.05	6.94	0.03	3520
SMA	9.75	6.91	0.00	38820
CCL	4.19	6.89	0.00	478830
HAI	8.09	6.87	0.02	2.30MLN

Top 5 losers on the HSX

Ticker	Price	% Chg	Index pt	Volume
VNH	0.90	-10.00	0.00	9870
BTT	35.60	-6.32	-0.01	13980
D2D	30.60	-5.26	-0.01	2760
VPS	19.80	-4.81	-0.01	50
VOS	2.10	-4.55	-0.01	10470

Source: Bloomberg, BSC Research

Top 5 leaders on HNX

Ticker	Price	% Chg	Index pt	Volume
PVR	3.40	9.68	0.07	100
KKC	14.50	5.84	0.07	5800
AAA	24.10	7.11	0.04	1.12MLN
VBC	70.50	5.22	0.04	2400

Ticker	Price	% Chg	Index pt	Volume
SGO	3.80	-2.56	-0.05	206800
TV2	92.10	-0.97	-0.02	1700
NTP	58.80	-0.17	-0.02	6100
PVG	7.70	-1.28	-0.01	26600
NTP	79.00	-4.70	-0.01	800

Top 5 gainers on the HNX

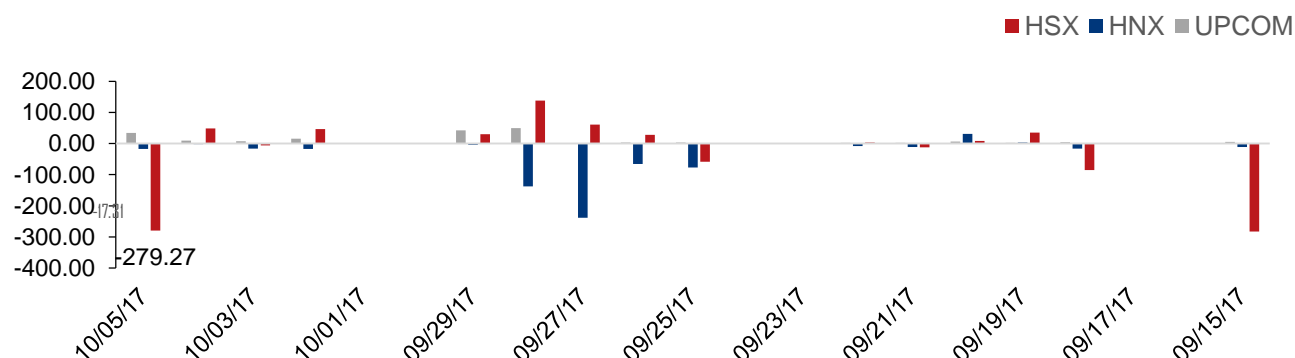
Ticker	Price	% Chg	Index pt	Volume
SIC	12.20	9.91	0.00	2500
TV3	54.40	9.90	0.02	200
PEN	9.00	9.76	0.02	2900
PVR	3.40	9.68	0.07	100
TFC	22.70	9.66	0.01	23900

Top 5 losers on the HNX

Ticker	Price	% Chg	Index pt	Volume
GMX	21.00	-9.87	-0.01	3200
ONE	9.10	-9.90	0.00	31100
DID	4.60	-9.80	0.00	10100
NHA	9.30	-9.71	-0.01	100
KMT	5.80	-9.38	0.00	500

Exhibit 3

Foreign transaction



Source: HSX, HNX, BSC Research

Stock recommendations

Short-term portfolio

No.	Ticker	Date	Buy price	Current price	Unrealized gain/ loss	Cutlosses	Target
1	HNG	17/7/2017	10.35	9.61	-7.1%	9.0	14.0
2	PVI	8/7/2017	32.60	32.00	-1.8%	32.5	39.3
3	SMC	28/8/2017	22.50	22.80	1.3%	20.0	26.0
4	SSI	9/3/2017	25.20	25.55	1.4%	23.9	27.7
5	DRH	9/11/2017	25.40	22.90	-9.8%	24.1	27.9
6	FPT	29/09/2017	48.75	48.30	-0.9%	46.2	55.0
Average					-2.8%		

Source: BSC Research

CANSLIM portfolio

No.	Ticker	Date	Buy price	Current price	Unrealized gain/ loss	Cutlosses	Target
1	MBB	27/4/2015	13.8	22.1	60.1%	12.8	16.6
2	HPG	28/10/2016	25.5	38.8	52.2%	36.4	44.9
3	VCS	16/12/2016	130.0	203.9	56.8%	120.9	156.0
4	CSV	24/7/2017	33.1	35.4	6.9%	30.5	39.0
5	CAV	31/07/2017	54.3	54.8	0.9%	51.8	65.0
6	SBA	31/07/2017	16.0	15.6	-2.5%	14.2	19.0
7	HCM	18/09/2017	41.9	40.8	-2.6%	38.0	48.0
Average					24.6%		

Source: BSC Research

Disclosure

The information, statements, forecasts and projections contained herein, including any expression of opinion, are based upon sources believed to be reliable but their accuracy completeness or correctness are not guaranteed. Expressions of opinion herein were arrived at after due and careful consideration and they were based upon the best information then known to us, and in our opinion are fair and reasonable in the circumstances prevailing at the time. Expressions of opinion contained herein are subject to change without notice. This document is not, and should not be construed as, an offer or the solicitation of an offer to buy or sell any securities. BSC and other companies in the BSC and/or their officers, directors and employees may have positions and may affect transactions in securities of companies mentioned herein and may also perform or seek to perform investment banking services for these companies. This document is for private circulation only and is not for publication in the press or elsewhere. BSC accepts no liability whatsoever for any direct or consequential loss arising from any use of this or its content. The use of any information, statements forecasts and projections contained herein shall be at the sole discretion and risk of the user. No part of this material may be (i) copied, photocopied or duplicated in any form by any mean or (ii) redistributed without the prior written consent of BIDV Securities Company (BSC).

BSC Headquarters

BIDV Tower, 10th & 11th Floor
35 Hang Voi, Hoan Kiem, Hanoi
Tel: +84 4 3935 2722
Fax: +84 4 2220 0669

Ho Chi Minh City Office

146 Nguyen Cong Tru St, 9th Floor
District 1, HCMC
Tel: +84 8 3821 8885
Fax: +84 8 3821 8510

<http://www.bsc.com.vn>

Bloomberg: BSCV <GO>

