



Wed, November 29, 2017

Vietnam Daily Review

Pierced level of 950 points

BSC's Forecast on the stock market

	Negative	Neutral	Positive
Day 30/11/2017		•	
Week 27/11-1/12/2017		•	
Month 11/2017		•	

Highlights

- After a period of fluctuations during the opening session, the VN-Index strongly rebounded at the end of the morning session as well as in the ATC session.
- The leaders were SAB (+4.58 points), CTG (+1.40 points), VCB (+1.08 points), BVH (+0.90 points) and PLX (+0.83 points).
- The laggards were ROS (-2.30 points), VRE (-0.29 points), BWE (-0.09 points), BCI (-0.07 points) and IDI (-0.06 points).
- Two prominent stocks yesterday were SAB and DIG which kept up the good momentum, together with the Banking and Securities sector pulled the market index up sharply.
- The transaction value of VN-Index today reached VND 4,624 billion. The daily trading range was 11.74 points. The market breadth was slightly positive with 149 gainers and 124 losers.
- Ending the trading session today, the VN-Index gained 10.93 points, closing at 952.14 points. Along the trend, the HNX-Index rose 2.45 points to 113.95 points.
- Foreign investors today were net buyers of VND 1.18 billion on HOSE, focusing on VJC (VND 27.2 billion), STB (VND 26.7 billion) and SSI (VND 15.7 billion). Together with that, they net bought VND 245.83 billion on HNX concentrated in VPI (VND 285 billion).

Market outlook

Although the market was hesitant in the opening the session, the market quickly regained the momentum. Particularly, the most noticeable group was the group of divested stocks such as SAB, VCG, DIG, NTP, BMP, besides, large cap stocks, stocks in Banking and Securities sectors had increased sharply with high trading volume. The VN-Index had successfully pierced the level of 950 points, coupled with the fact that liquidity and market breadth still remain high, indicating the potential of the market. With so many positive signals, BSC believe that the market is still in strong momentum, investors can increase the stock proportion at good basic stocks are attracting cash flow.

Technical Analysis: PXS - Breakout

BSC RESEARCH

Head of Research

Tran Thang Long

longtt@bsc.com.vn

Macro & Market Team

Bui Nguyen Khoa

khoabn@bsc.com.vn

Le Quoc Trung

trunglq@bsc.com.vn

Tran Thanh Hung

hungtt@bsc.com.vn

VN-INDEX **952.14**

Value: 6662.28 bil 10.93 (1.16%)

Foreigners (net): VND 1.18 bil

HNX-INDEX **113.95**

Value: 868.27 bil 2.45 (2.2%)

Foreigners (net): VND 245.83 bil

UPCOM-INDEX **54.00**

Value 355.4 bil 0.08 (0.15%)

Foreigners (net): VND 28.81 bil

Macro indicators

	Value	% Chg
Crude oil	57.7	-0.59%
Gold	1,295	0.09%
USDVND	22,711	-0.04%
EURVND	27,101	0.24%
JPYVND	20,430	0.26%
1-month Interbank rate	2.2%	-
5yr VN Treasury Yield	4.6%	-

Source: Bloomberg, BSC Research

Top Foreign trading stocks

Top Buy	Value	Top Sell	Value
VJC	27.20	ROS	21.40
STB	26.70	CII	21.30
SSI	15.70	GAS	18.50
VIC	15.70	MSN	15.90
HPG	14.90	PLX	15.60

Source: Bloomberg, BSC Research

This report must be read with the Disclosure, located at the end of this report.

Derivatives Market

Market Highlights

- VN30 maintained its upward momentum as it closed at 946.55 points, up 10.81 points (+ 1.16%).
- Having the same bullish trend, future contracts F1712, F1801, F1803 and F1806 gained 13.5, 18.4, 13.0 and 13.9 points, respectively. F1712 is trading at a premium level of 1.42%
- The remaining contract's premiums are 2.41%, 2.48% and 5.65%, respectively.

More details in Table 1 and Table 2.

Market Outlook

Information on the sale of SAB shares has come out. With the offer price 320, the information will not have a negative impact on the market as the closing price of SAB is 6% above the minimum offer price. The green candle with increasing volume confirmed the short-term uptrend of VN30.

Technical analysis

Ticker: PSX_Breakout

Technical highlights:

- Current Trend: Rebound
- MACD trend: Divergent
- RSI: Medium

Viewpoint: PXS had recovered strongly after broke down the trend since the beginning of October. The new correction will help PXS to form the model "Cup with handle" making this stock rally in the upcoming sessions.

Recommendation: Buy PXS from 7.5 to 8 take profit if price exceeds 9.5 and cut loss if the price below 7.

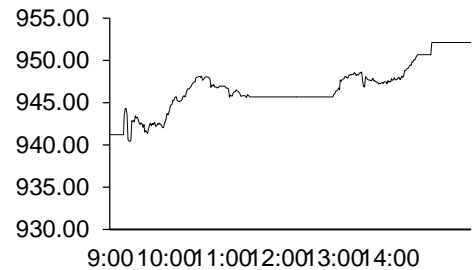


Tran Thanh Hung

hungtt@bsc.com.vn

Exhibit 1

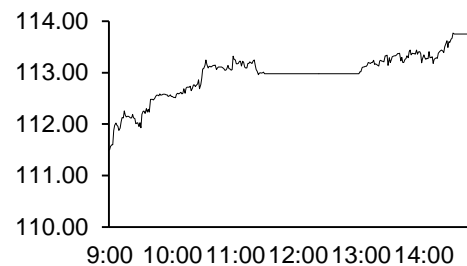
VN-Index Intraday



Source: Bloomberg, BSC Research

Exhibit 2

HNX-Index Intraday



Source: Bloomberg, BSC Research

Table 1

Index Future Contracts

Ticker	Close	± price	± Volume
VN30F1712	960.00	1.43%	-22.3%
VN30F1801	969.40	1.93%	-38.4%
VN30F1803	970.00	1.36%	-0.6%
VN30F1806	1000.00	1.41%	-12.2%

Table 2

Top leaders VN30

Ticker	Close	± Price (%)	Index pt
SAB	339,000	5.94	3.87
STB	13,200	4.76	1.84
FPT	59,300	3.13	1.62
MBB	25,000	3.09	1.59
MWG	134,500	1.43	0.81

Top Laggards VN30

Ticker	Close	± Price (%)	Index pt
ROS	176,200	-6.82	-3.23
STB	11,000	-2.22	-0.76
MWG	128,500	-1.00	-0.55
MSN	59,500	-0.83	-0.55
VNM	151,000	-0.59	-0.48

Stocks recommendation

Short-Term Portfolio

No.	Ticker	Date	Buy Price	Current Price	Unrealized gain / loss	Cutloss	Target
1	PVI	8/7/2017	32.60	35.30	8.3%	32.5	39.3
2	SMC	28/8/2017	22.50	25.30	12.4%	20.0	26.0
3	SSI	9/3/2017	25.20	26.60	5.6%	23.9	27.7
4	FPT	29/09/2017	48.75	59.30	21.6%	46.2	55.0
5	KBC	23/10/2017	13.30	13.70	3.0%	10.5	16.0
6	REE	30/10/2017	34.45	40.40	17.3%	32.0	45.0
Average					11.4%		

Source: BSC Research

CANSLIM Portfolio

No.	Ticker	Date	Buy Price	Current Price	Unrealized gain / loss	Cutloss	Target
1	MBB	27/4/2015	13.8	25.0	81.2%	20.3	24.0
2	HPG	28/10/2016	25.5	39.3	54.3%	36.4	44.9
3	VCS	16/12/2016	130.0	234.0	80.0%	120.9	156.0
4	CSV	24/7/2017	33.1	33.9	2.4%	30.5	39.0
5	SBA	31/07/2017	16.0	16.8	5.0%	14.2	19.0
6	HCM	18/09/2017	41.9	50.7	21.0%	38.0	48.0
Average					40.6%		

Source: BSC Research

Fundamental portfolio

No.	Ticker	Date	Buy Price	Current Price	Unrealized gain / loss	Cutloss	Target
1	PVT	23/06/2016	11.1	16.9	52.3%	10.3	16.1
2	CTI	29/07/2017	29.7	28.1	-5.4%	27.6	34.2
3	MWG	7/8/2017	106.5	134.5	26.3%	99.0	127.0
Average					24.4%		

Source: BSC Research

Market statistics

Top 5 leaders on the HSX

Ticker	Price	% Chg	Index pt	Volume
SAB	339.00	5.94	4.58	114970.00
CTG	24.10	4.33	1.40	6.30MLN
VCB	49.00	1.66	1.08	1.44MLN
BVH	61.00	6.09	0.90	1.05MLN

Ticker	Price	% Chg	Index pt	Volume
ROS	176.20	-6.82	-2.29	1.69MLN
VRE	49.40	-0.80	-0.29	1.60MLN
BWE	22.85	-6.73	-0.09	587020
BCI	32.80	-6.29	-0.07	12700
IDI	11.65	-6.80	-0.06	4.23MLN

Top 5 gainers on the HSX

Ticker	Price	% Chg	Index pt	Volume
KPF	7.95	7.00	0.00	187720
BHN	144.40	6.96	0.82	34870
PLP	26.20	6.94	0.01	175370
LCG	10.80	6.93	0.02	1.37MLN
TIE	9.12	6.92	0.00	970

Top 5 losers on the HSX

Ticker	Price	% Chg	Index pt	Volume
VNH	0.90	-10.00	0.00	9870
BTT	35.60	-6.32	-0.01	13980
D2D	30.60	-5.26	-0.01	2760
VPS	19.80	-4.81	-0.01	50
VOS	2.10	-4.55	-0.01	10470

Source: Bloomberg, BSC Research

Top 5 leaders on HNX

Ticker	Price	% Chg	Index pt	Volume
PVR	3.40	9.68	0.07	100
KKC	14.50	5.84	0.07	5800
AAA	24.10	7.11	0.04	1.12MLN
VBC	70.50	5.22	0.04	2400

Ticker	Price	% Chg	Index pt	Volume
SGO	3.80	-2.56	-0.05	206800
TV2	92.10	-0.97	-0.02	1700
NTP	58.80	-0.17	-0.02	6100
PVG	7.70	-1.28	-0.01	26600
L14	79.00	-4.70	-0.01	800

Top 5 gainers on the HNX

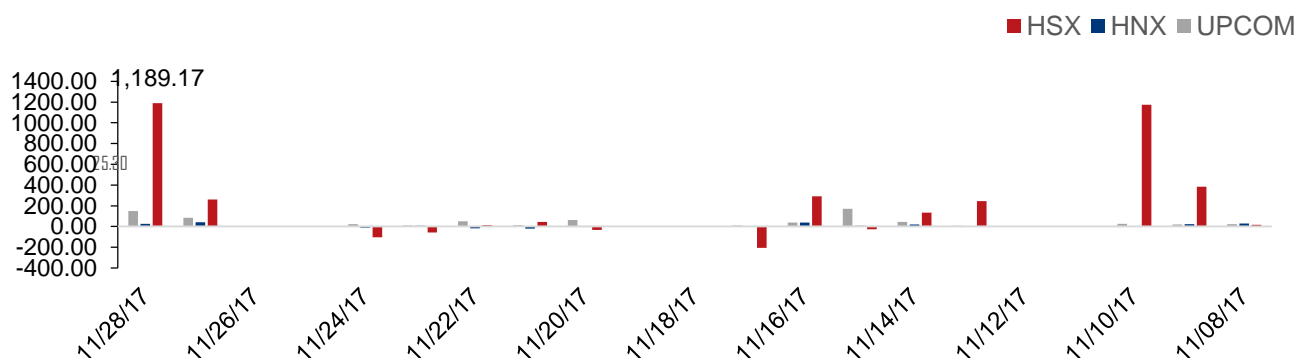
Ticker	Price	% Chg	Index pt	Volume
SIC	12.20	9.91	0.00	2500
TV3	54.40	9.90	0.02	200
PEN	9.00	9.76	0.02	2900
PVR	3.40	9.68	0.07	100
TFC	22.70	9.66	0.01	23900

Top 5 losers on the HNX

Ticker	Price	% Chg	Index pt	Volume
GMX	21.00	-9.87	-0.01	3200
ONE	9.10	-9.90	0.00	31100
DID	4.60	-9.80	0.00	10100
NHA	9.30	-9.71	-0.01	100
KMT	5.80	-9.38	0.00	500

Exhibit 3

Foreign transaction



Source: HSX, HNX, BSC Research

Disclosure

The information, statements, forecasts and projections contained herein, including any expression of opinion, are based upon sources believed to be reliable but their accuracy completeness or correctness are not guaranteed. Expressions of opinion herein were arrived at after due and careful consideration and they were based upon the best information then known to us, and in our opinion are fair and reasonable in the circumstances prevailing at the time. Expressions of opinion contained herein are subject to change without notice. This document is not, and should not be construed as, an offer or the solicitation of an offer to buy or sell any securities. BSC and other companies in the BSC and/or their officers, directors and employees may have positions and may affect transactions in securities of companies mentioned herein and may also perform or seek to perform investment banking services for these companies. This document is for private circulation only and is not for publication in the press or elsewhere. BSC accepts no liability whatsoever for any direct or consequential loss arising from any use of this or its content. The use of any information, statements forecasts and projections contained herein shall be at the sole discretion and risk of the user. No part of this material may be (i) copied, photocopied or duplicated in any form by any mean or (ii) redistributed without the prior written consent of BIDV Securities Company (BSC).

BSC Headquarters

BIDV Tower, 10th & 11th Floor
35 Hang Voi, Hoan Kiem, Hanoi
Tel: +84 4 3935 2722
Fax: +84 4 2220 0669

Ho Chi Minh City Office

146 Nguyen Cong Tru St, 9th Floor
District 1, HCMC
Tel: +84 8 3821 8885
Fax: +84 8 3821 8510

<http://www.bsc.com.vn>

Bloomberg: BSCV <GO>

